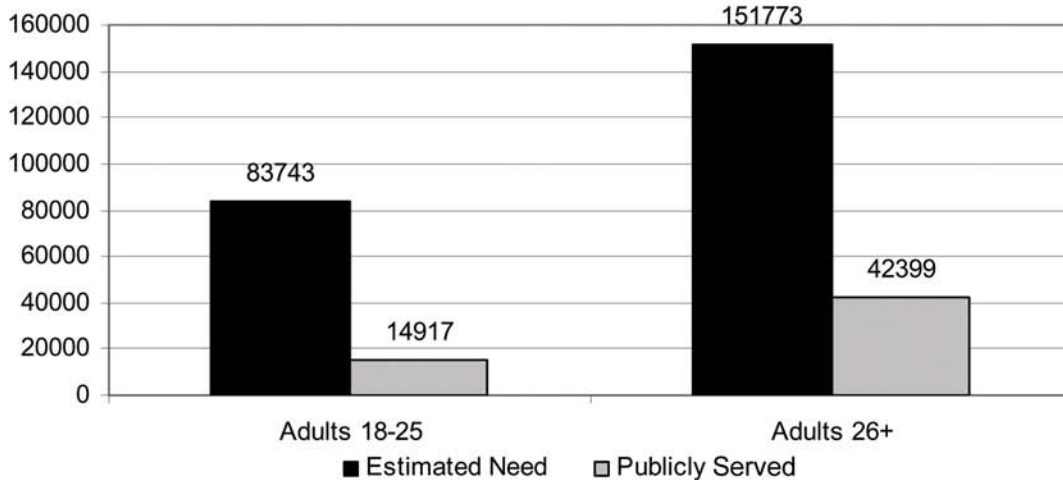


# Adult Addiction Treatment Facts and Outcomes

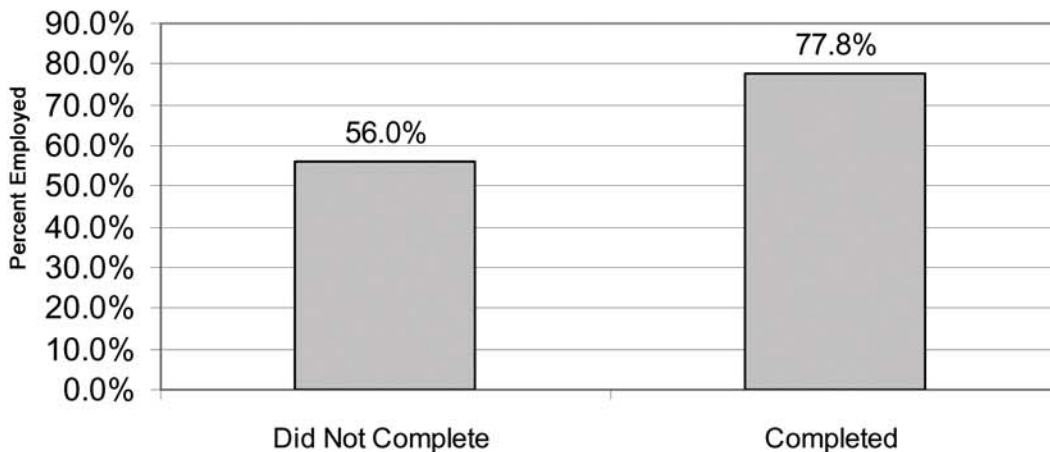
## Treatment Need vs Publicly Served



One in every five young adults age 18-25, or 20.13 percent, need alcohol and drug treatment. Oregon publicly funded treatment met 18 percent of the total need in 2007.

One in every 16 adults age 26 and older, or 6.19 percent, need alcohol and drug treatment. Oregon publicly funded treatment met 28 percent of the total need in 2007.

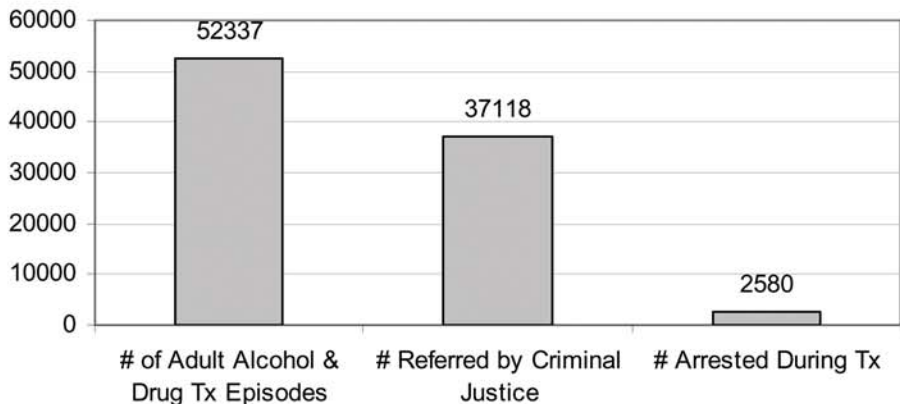
## Treatment Completion Increases Employment



The average income increase between treatment admission and discharge was \$30/month. This resulted in a net one month estimated increase in monthly income of \$1,080,000 for all those receiving treatment, regardless of the treatment completion rate. For those completing treatment, monthly income increased \$72/month on average.

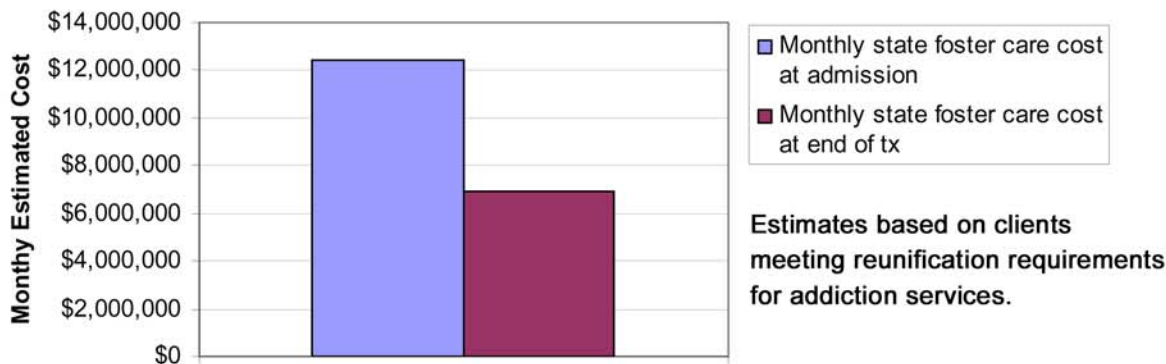
# Adult Addiction Treatment Facts and Outcomes

## Treatment Reduces Arrests



For criminal justice referred clients receiving treatment, 93% remain arrest free while in treatment. The potential costs for an arrest are staggering. For each convicted felon the Criminal Justice Commission estimates tax payer and victim costs to average \$74,000. Drug treatment in the community produces a cost benefit of \$10,054 per participant according to a recent report by the Washington Institute for Public Policy.

## Estimated One Month Foster Care Cost Before/After Treatment



Alcohol abuse was a factor in 55.2 percent of cases where children were removed from their parents/guardians in 2007 and drug abuse was a factor in 55 percent of cases. 2,767 parents received treatment and met reunification requirements specific to addiction services in 2007. Based on a \$1,974 per month average cost per child in foster care, a one month estimated cost savings to DHS equals \$5,462,971 for those parents meeting reunification requirements and able to safely take care of their children.

\*Data Sources Used: Oregon's Client Process Monitoring System (CPMS) for adult clients receiving treatment in 2007 (for performance measures only closed records and outpatient/residential services were used, methadone maintenance and detoxification services were excluded); NSDUH 2005/2006 (most recent years of released statistical information, Oregon's statistics from the National Survey on Drug Use and Health for adults ages 18 and greater); and Portland State University Population Research Center census adult population estimates 2007; Stata 10.0 for statistical analysis with group differences significant at p<0.05