

## What is a heart failure (CHF)?\*

Heart failure (congestive heart failure or CHF) occurs when the heart muscle doesn't pump as much blood as the body needs. Failure doesn't mean that the heart has stopped pumping but rather that it is failing to pump as effectively as it should. Eventually, blood starts to back up into the veins leading to the heart. This causes fluid buildup in your lungs and other parts of your body, resulting in shortness of breath and other symptoms of heart failure.

See Healthwise for additional information on [heart failure](#).

\*Adapted with permission from [Healthwise](#)® Knowledgebase, © 1995-2006 Healthwise, Incorporated, P.O. Box 1989, Boise, Idaho 83701. ALL RIGHTS RESERVED

## Summary display

The following display shows the death rate for each hospital. Each hospital is compared to the state death rate. If the death rate is significantly lower than the state death rate, the hospital is displayed as "Better than Average". If the death rate is not significantly different from the state death rate, the hospital is displayed as "Average". If the death rate is significantly higher than the state death rate, the hospital is displayed as "Worse than Average." Hospitals with less than 30 cases are displayed as "Too few cases". Hospitals with no cases are displayed as "No Cases". Within each category, hospitals are listed in alphabetical order, not order of performance.

### Heart failure (CHF) death rate, 2007

State death rate: 3.3%\*

#### Better than Average

N/A

#### Average

Adventist Medical Center	Providence Milwaukie Hospital
Ashland Community Hospital	Providence Newberg Hospital
Bay Area Hospital	Providence Portland Medical Center
Columbia Memorial Hospital	Providence Seaside Hospital
Coquille Valley Hospital	Providence St. Vincent Medical Center
Good Samaritan Regional Med Ctr (Corvallis)	Rogue Valley Medical Center
Good Shepherd Medical Center	Sacred Heart Medical Center
Grande Ronde Hospital	Salem Hospital
Holy Rosary Medical Center	Samaritan Albany General Hospital
Kaiser Sunnyside Medical Center	Samaritan Lebanon Community Hospital
Legacy Emanuel Hospital	Samaritan North Lincoln Hospital
Legacy Good Samaritan Hospital and Med Ctr	Samaritan Pacific Communities Hospital
Legacy Meridian Park Hospital	Santiam Memorial Hospital
Legacy Mt. Hood Medical Center	Silverton Hospital
McKenzie-Willamette Medical Center	Sky Lakes Medical Center
Mercy Medical Center	St. Anthony Hospital
Mid-Columbia Medical Center	St. Charles Medical Center (Bend)
OHSU Hospital	St. Charles Medical Center (Redmond)
Peace Harbor Hospital	Three Rivers Community Hospital
Pioneer Memorial Hospital (Prineville)	Tuality Healthcare
Providence Hood River Memorial Hospital	Willamette Falls Hospital
Providence Medford Medical Center	Willamette Valley Medical Center

## Worse than Average

Tillamook County General Hospital  
Cottage Grove Hospital

## Too Few Cases

Blue Mountain Hospital  
Curry General Hospital  
Harney District Hospital  
Lake District Hospital  
Lower Umpqua Hospital  
Mountain View Hospital  
Pioneer Memorial Hospital (Heppner)  
St. Elizabeth Health Services  
Southern Coos Hospital and Health Center  
Wallowa Memorial Hospital  
West Valley Community Hospital

## No Cases

N/A

## Detailed hospital comparisons

[Detailed hospital comparisons](#)

## Technical documents

[Technical documents](#)

## Hospital comments

[Hospital comments](#)

\* - Statewide death rate is statistically lower compared to the 2006 and 2005 death rates.

**Detailed hospital comparisons****What do these indicators mean?**

**Volume.** In contrast with some of the surgical procedures included in this report, volume is not reported for heart failure. Please refer to the background information for more information on volume indicators.

**Death Rate.** The heart failure death rate is the percent of patients admitted for heart failure who died in the hospital. Nationally in 2004 (the most recent national data), the in-hospital death rate for heart failure was 3.8%<sup>1</sup>. In Oregon, the death rate was 3.3% in 2007. This report uses the statewide average as the reference rate.

Each hospital rate is displayed as a point on a line in the graphs displayed at the end of this document. These lines represent the amount of random variation in the data. If the hospital line crosses the dotted line representing the state average, the hospital rate is “within the margin of error” and therefore not statistically different than the state average.

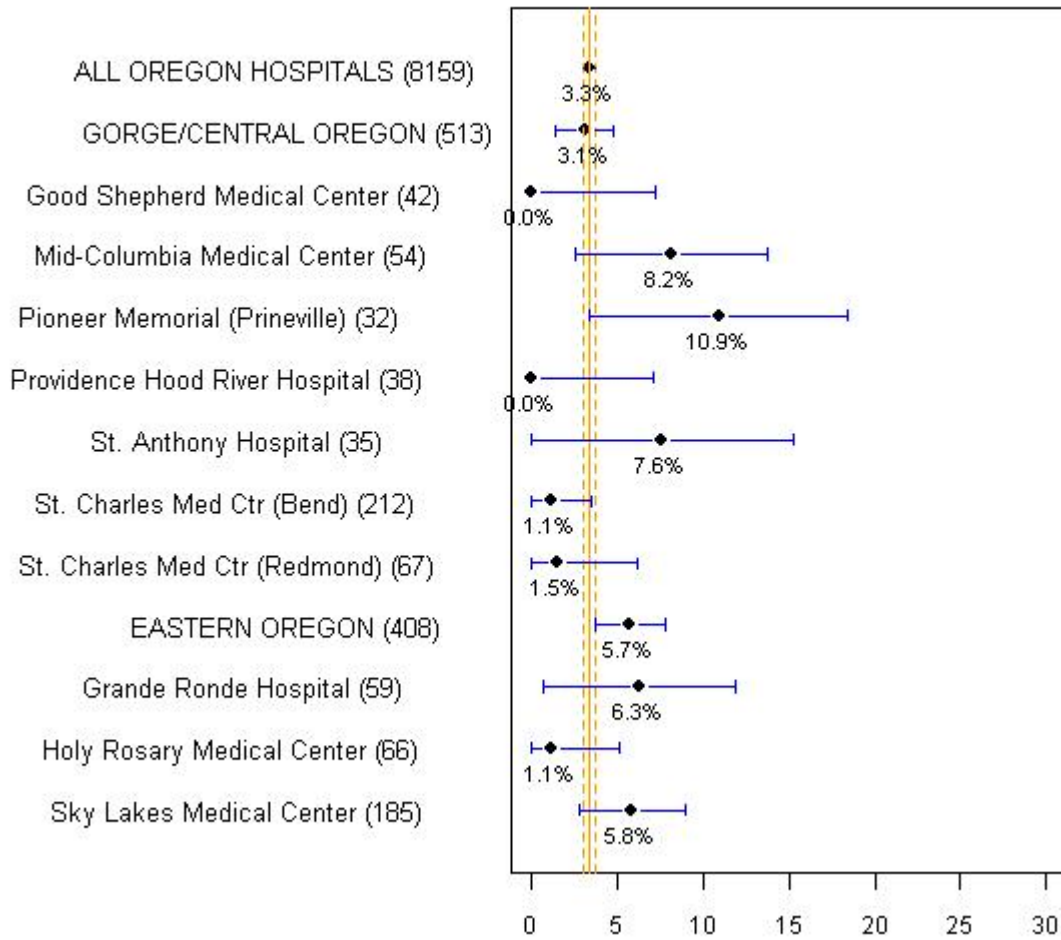
- Number of heart failure patients appears in parentheses. Hospitals not shown admitted fewer than 30 heart failure patients in 2007.
- Rates have been adjusted for age, sex, and risk of death
- Applies to adults 18 years of age and older.
- See [Technical Documentation](#) for more detail
- According to the Agency for Healthcare Research and Quality, lower rates may represent better quality.

Cottage Grove Hospital and Tillamook Hospital had death rates that were statistically higher than the state average. No hospitals had death rates that were statistically lower than the state average.

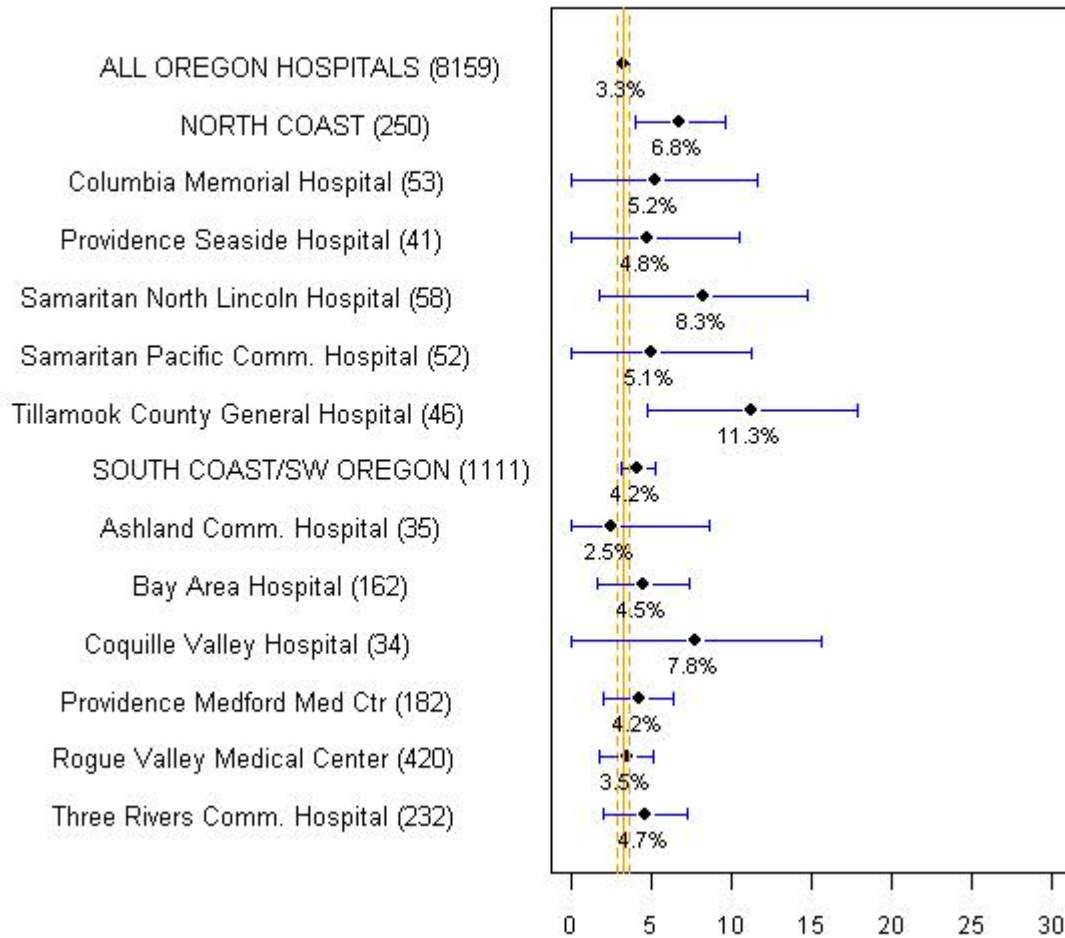
---

<sup>1</sup> Healthcare Cost and Utilization Project, Trends in Hospital Risk-Adjusted Mortality for Select Diagnoses and Procedures, 1994-2004. Access on October 24, 2007 from <http://www.hcup-us.ahrq.gov/reports/statbriefs/sb38.pdf>

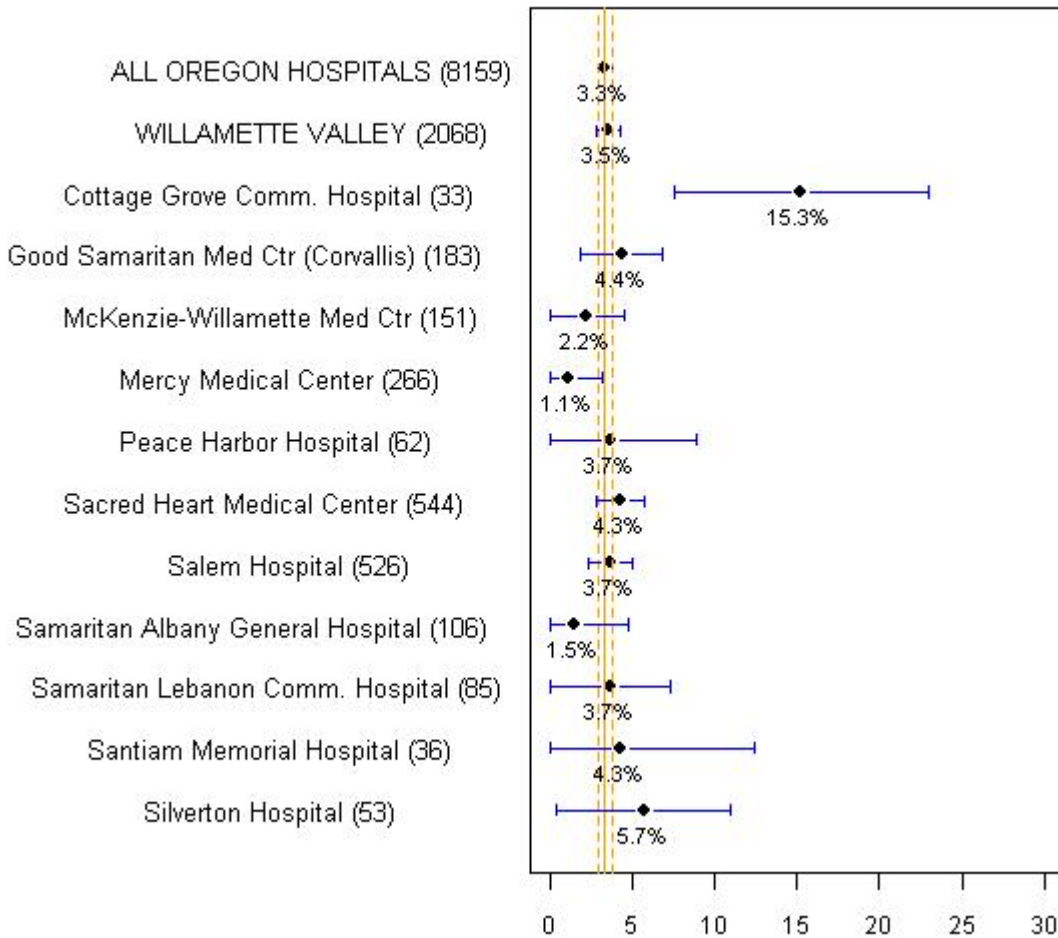
**Congestive Heart Failure (CHF) Death Rate (IQI16)**



**Congestive Heart Failure (CHF) Death Rate (IQI16)**



**Congestive Heart Failure (CHF) Death Rate (IQI16)**



**Congestive Heart Failure (CHF) Death Rate (IQI16)**

