

SECTION 5
STATEWIDE
REGULATORY OFFENSES
TRAFFIC CRIME, FISH & GAME, and MARINE VIOLATIONS

This page is intentionally blank.

STATEWIDE TRAFFIC CRIME, FISH & GAME and MARINE VIOLATIONS

CLASSIFICATION	PERSONS ARRESTED					
	2007 OFFENSES	ADULT	JUVENILE	TOTAL	MALE	FEMALE
TRAFFIC CRIME						
Hit & Run-Misdemeanor	6,208	1,540	121	1,661	1,231	430
Hit & Run-Felony	375	135	5	140	105	35
Reckless Driving	5,547	1,423	95	1,518	1,260	258
Eluding	1,821	488	23	511	459	52
Drive/W Suspend-Misdemeanor	11,534	8,606	59	8,665	7,060	1,605
Drive/W Suspend-Felony	611	475	0	475	418	57
Fail to Display Drive License	3,716	2,576	137	2,713	2,093	620
TRAFFIC CRIME TOTAL	29,812	15,243	440	15,683	12,626	3,057
FISH and GAME						
Sport Fishing	3,165	3,064	101	3,165	3,066	99
Commercial Fishing	162	161	1	162	160	2
Personal Use	262	251	2	253	249	4
Game	1,455	1,386	56	1,442	1,388	54
FISH and GAME TOTAL	5,044	4,862	160	5,022	4,863	159
MARINE VIOLATIONS						
License Violation	108	99	1	100	98	2
Insuff Life Preserve	187	175	7	182	162	20
Muffling	0	0	0	0	0	0
Other Equip. Violation	10	6	0	6	5	1
Operate Without Lights	9	9	0	9	9	0
Reckless Operation	28	10	1	11	8	3
Speeding	45	38	0	38	35	3
Operate While Intoxicated	22	15	1	16	16	0
Other	130	89	4	93	84	9
MARINE TOTAL	539	441	14	455	417	38

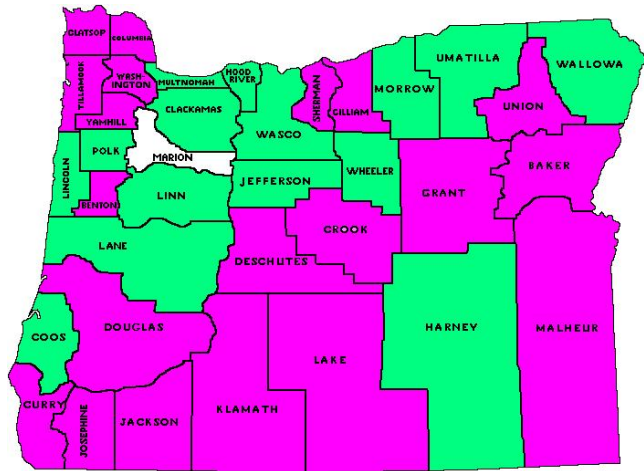
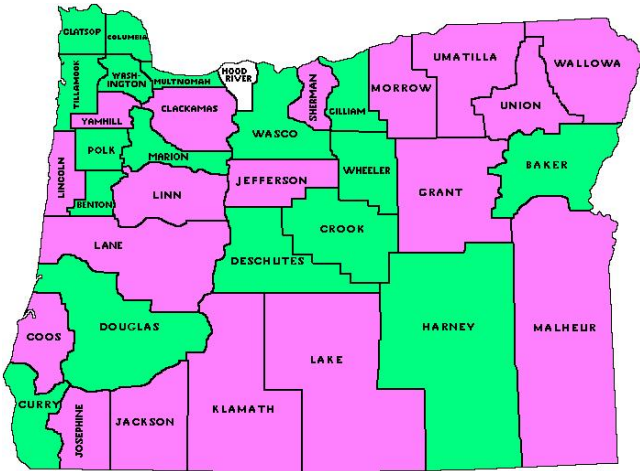
OREGON COUNTY MAP

Regulatory Offenses, 2007

Increase

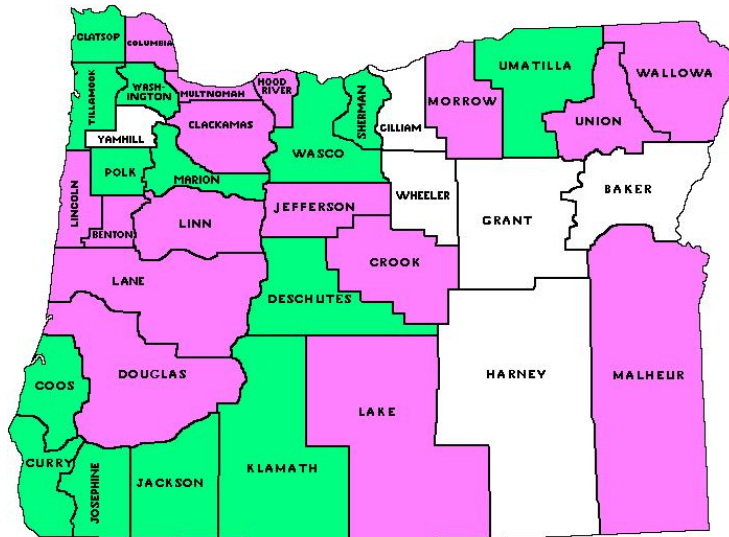
Decrease

No Change



Traffic Offenses

Fish & Game Offense



Marine Offenses