

**SECTION 4**  
**STATEWIDE**  
**BEHAVIORAL CRIMES**  
**OFFENSE and ARREST PROFILE**

This page is intentionally blank.

# OREGON CRIME CLOCK

## 1 Behavioral Crime every 3.3 minutes

**1 Weapon Law Violation  
every 2.6 hours**

**1 Prostitution Violation  
every 12.3 hours**

**1 Crime Against Family  
every 3.9 hours**

**1 Disorderly Conduct  
every 25.5 minutes**

**1 Drug Law Violation  
every 22.1 minutes**


**1 DUII Violation  
every 23.4 minutes**

**1 Runaway Juvenile  
every 54.6 minutes**

**1 Gambling Violation  
every 4.7 weeks**

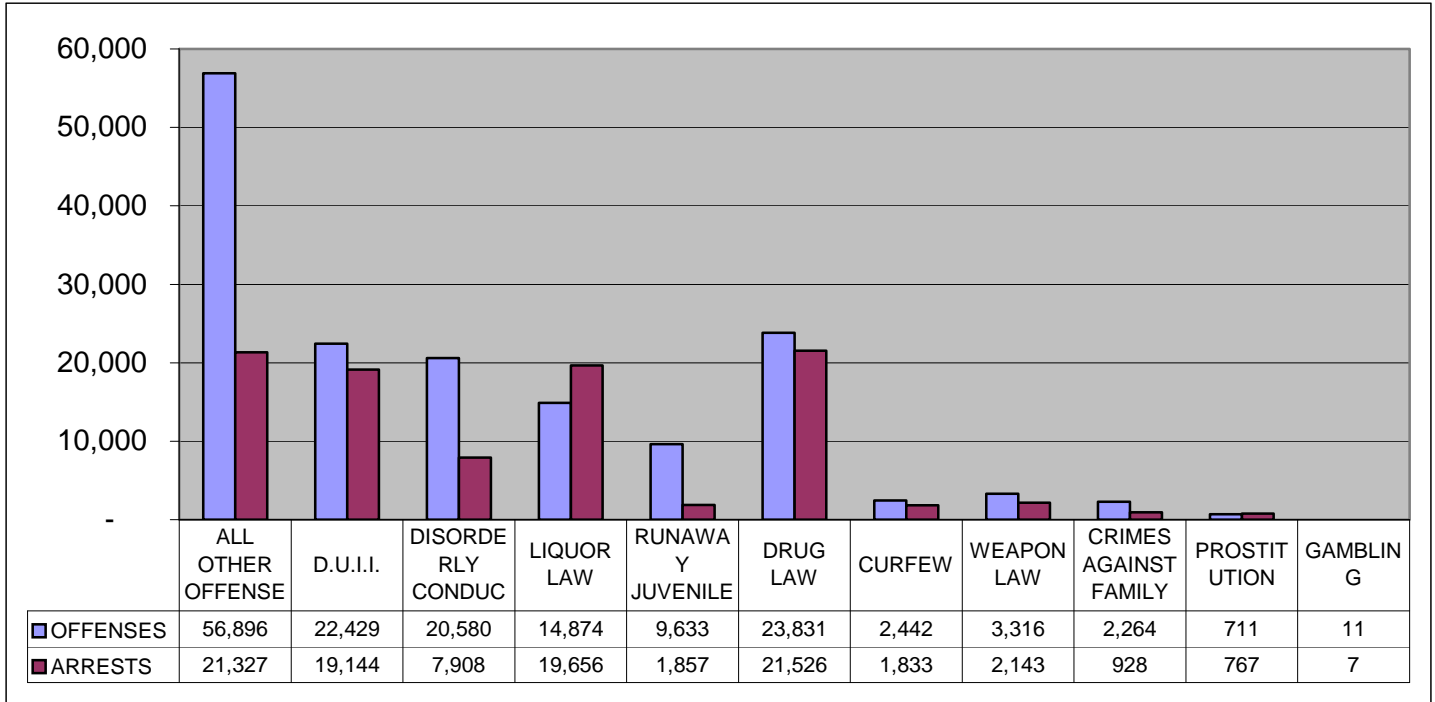
**1 Liquor Law Violation  
every 35.3 minutes**

**1 Curfew Violation  
every 3.6 hours**



**1 All Other (Except Traffic)  
every 9.2 minutes**

## STATEWIDE BEHAVIORAL CRIMES, 2008



# STATEWIDE BEHAVIORAL CRIMES, 2008

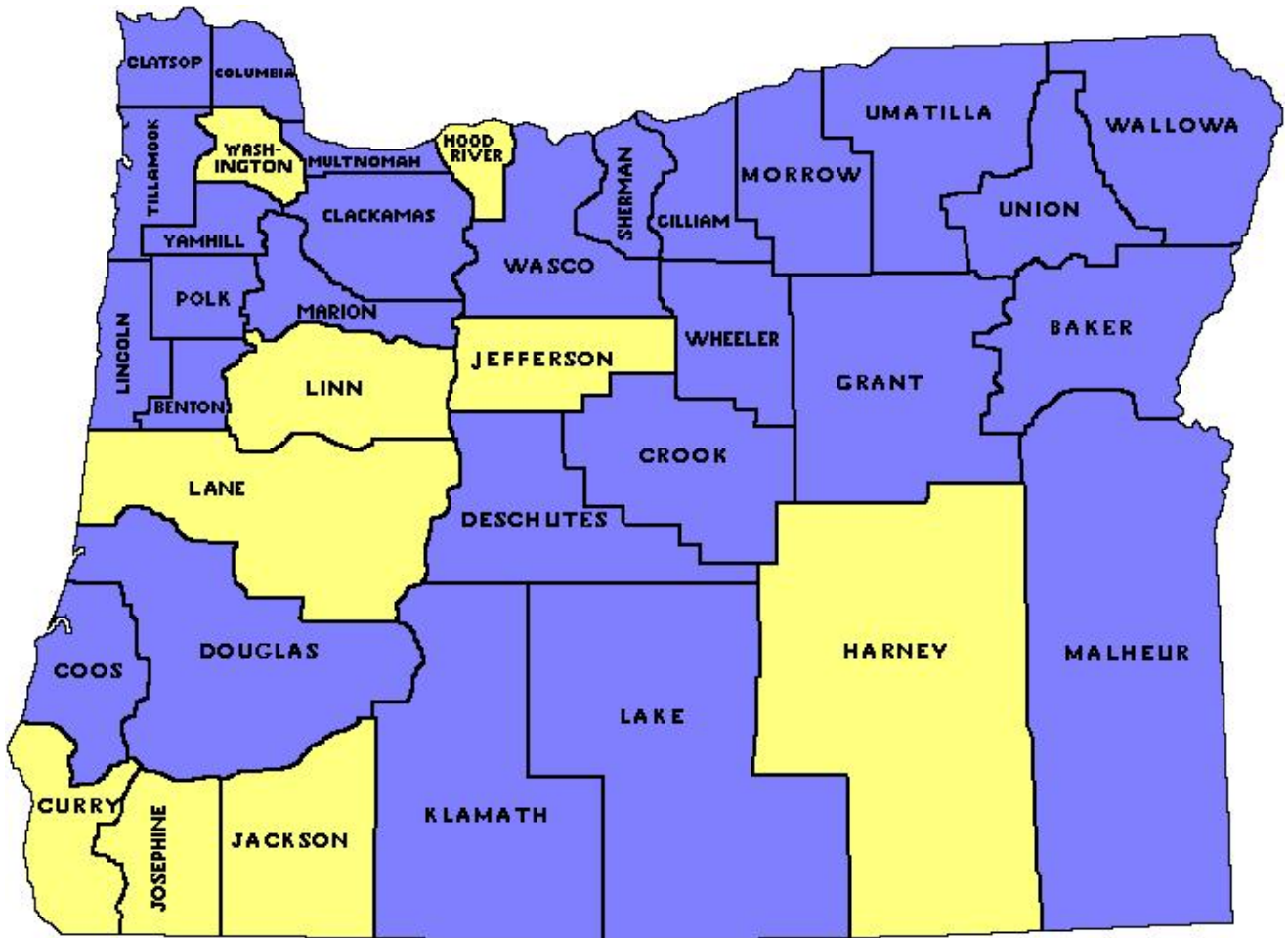
CLASSIFICATION	PERSONS ARRESTED						PROPERTY	
	2008 OFFENSES	ADULT	JUVENILE	TOTAL	MALE	FEMALE	LOSS VALUE	RECOVERED VALUE
<b>WEAPON LAWS</b>								
Possess Illegally	671	331	85	416	390	26		
Carry Concealed	1,063	666	189	855	811	44		
Ex-Con in Possession	888	595	4	599	565	34		
Other	694	199	74	273	244	29		
<b>TOTAL</b>	<b>3,316</b>	<b>1,791</b>	<b>352</b>	<b>2,143</b>	<b>2,010</b>	<b>133</b>	<b>NOT APPLICABLE</b>	
<b>PROSTITUTION</b>								
Engage In	467	588	21	609	257	352		
Promote	74	31	0	31	17	14		
Compel	31	16	0	16	14	2		
Other	139	109	2	111	44	67		
<b>TOTAL</b>	<b>711</b>	<b>744</b>	<b>23</b>	<b>767</b>	<b>332</b>	<b>435</b>	<b>NOT APPLICABLE</b>	
<b>DRUG LAWS</b>								
Narcotics	4,170	3,525	166	3,691	2,389	1,302		
Marijuana	13,076	10,328	2,449	12,777	10,412	2,365		
Synthetic Narcotics	1,442	1,109	35	1,144	779	365		
Other Dangerous Drugs	5,143	3,809	105	3,914	2,721	1,193		
<b>TOTAL</b>	<b>23,831</b>	<b>18,771</b>	<b>2,755</b>	<b>21,526</b>	<b>16,301</b>	<b>5,225</b>	<b>NOT APPLICABLE</b>	
<b>GAMBLING</b>								
Bookmaking	0	0	0	0	0	0		
Numbers & Lottery	0	0	0	0	0	0		
Illegal Games	6	0	0	0	0	0		
Illegal Devices	5	4	0	4	3	1		
Illegal Payoff	0	0	0	0	0	0		
Other	0	2	1	3	3	0		
<b>TOTAL</b>	<b>11</b>	<b>6</b>	<b>1</b>	<b>7</b>	<b>6</b>	<b>1</b>	<b>NOT APPLICABLE</b>	
<b>OFFENSES AGAINST FAMILY</b>								
Child Abandonment	27	4	0	4	1	3		
Child Neglect	1,096	567	6	573	210	363		
Non-Support	24	13	0	13	8	5		
Custodial Interference	258	41	1	42	29	13		
Other	859	285	11	296	143	153		
<b>TOTAL</b>	<b>2,264</b>	<b>910</b>	<b>18</b>	<b>928</b>	<b>391</b>	<b>537</b>	<b>NOT APPLICABLE</b>	
<b>D. U. I. I.</b>								
Under .08	1,446	1,306	31	1,337	1,062	275		
.08 thru .14 Alcohol	5,890	5,286	73	5,359	4,108	1,251		
.15 thru .19 Alcohol	4,850	4,445	32	4,477	3,340	1,137		
.20 or Above Alcohol	2,652	2,425	12	2,437	1,790	647		
BA Refused	2,831	2,462	7	2,469	1,997	472		
BA Not Given	490	429	3	432	317	115		
Of Drugs	831	647	14	661	443	218		
Undetermined	3,439	1,955	17	1,972	1,562	410		
<b>TOTAL</b>	<b>22,429</b>	<b>18,955</b>	<b>189</b>	<b>19,144</b>	<b>14,619</b>	<b>4,525</b>	<b>NOT APPLICABLE</b>	
<b>LIQUOR LAWS</b>								
Minor in Possession	6,808	6,865	4,240	11,105	7,548	3,557		
Illegal Make, Possess, Sell	16	13	0	13	6	7		
Illegal Establishment Operate	110	131	2	133	117	16		
Drinking in Public	5,855	7,036	13	7,049	6,125	924		
Furnishing	1,386	967	66	1,033	674	359		
Importing	1	1	0	1	1	0		
License Violation	241	70	2	72	37	35		
Minor on Premise	39	23	3	26	19	7		
Other	418	215	9	224	155	69		
<b>TOTAL</b>	<b>14,874</b>	<b>15,321</b>	<b>4,335</b>	<b>19,656</b>	<b>14,682</b>	<b>4,974</b>	<b>NOT APPLICABLE</b>	
<b>DISORDERLY CONDUCT</b>								
<b>ALL OTHER</b>	<b>20,580</b>	<b>6,529</b>	<b>1,379</b>	<b>7,908</b>	<b>6,297</b>	<b>1,611</b>	<b>NOT APPLICABLE</b>	
Trespass	15,042	6,197	904	7,101	5,870	1,231		
Escape your Custody	381	95	13	108	92	16		
Blackmail/Extortion	74	8	4	12	9	3		
Bomb Threat	133	9	7	16	10	6		
Other Criminal Threat	9,742	2,045	412	2,457	1,854	603		
Shoot in Prohib. Area	225	18	15	33	31	2		
Animal Ordinances	7,051	1,423	19	1,442	744	698		
Garbage/Littering	1,936	883	55	938	731	207		
Other	22,312	7,332	1,888	9,220	7,004	2,216		
<b>TOTAL</b>	<b>56,896</b>	<b>18,010</b>	<b>3,317</b>	<b>21,327</b>	<b>16,345</b>	<b>4,982</b>	<b>NOT APPLICABLE</b>	
<b>CURFEW</b>								
	2,442		1,833	1,833	1,177	656	<b>NOT APPLICABLE</b>	
<b>RUNAWAY</b>								
Male Juvenile	4,251		848	848	836	0		
Female Juvenile	5,382		1,009	1,009	0	1,021		
<b>TOTAL</b>	<b>9,633</b>		<b>1,857</b>	<b>1,857</b>	<b>836</b>	<b>1,021</b>	<b>NOT APPLICABLE</b>	
<b>BEHAVIORAL CRIME TOTAL</b>	<b>156,987</b>	<b>81,037</b>	<b>16,059</b>	<b>97,096</b>	<b>72,996</b>	<b>24,100</b>	<b>0</b>	<b>0</b>

# OREGON COUNTY MAP

## Behavioral Crimes, 2008

INCREASE

DECREASE



**COUNTY FIVE YEAR PROFILE OF BEHAVIORAL CRIMES**

	2004	2005	2006	2007	2008
BAKER	576	665	1,015	879	857
BENTON	5,398	5,847	5,991	4,239	3,631
CLACKAMAS	8,631	8,376	8,329	8,873	8,501
CLATSOP	3,904	3,771	3,804	3,459	3,212
COLUMBIA	2,802	2,148	1,852	1,938	1,412
COOS	4,387	4,917	4,106	4,575	4,491
CROOK	2,082	1,758	1,614	1,843	1,407
CURRY	794	680	690	558	745
DESCHUTES	5,753	6,436	6,603	6,633	6,232
DOUGLAS	5,650	5,755	6,976	7,065	6,528
GILLIAM	180	221	155	152	147
GRANT	385	337	320	423	302
HARNEY	336	268	316	370	510
HOOD RIVER	1,187	1,035	1,290	1,166	1,225
JACKSON	10,866	9,173	9,295	9,505	9,514
JEFFERSON	1,084	1,690	1,639	1,428	1,467
JOSEPHINE	3,523	2,794	2,081	2,145	2,492
KLAMATH	2,362	2,474	2,470	2,333	1,863
LAKE	331	309	431	425	317
LANE	16,212	13,985	14,110	16,064	16,455
LINCOLN	2,654	3,313	3,757	3,403	2,994
LINN	7,873	8,068	8,576	8,534	9,082
MALHEUR	2,670	2,622	2,679	2,973	2,605
MARION	17,878	20,777	18,681	17,619	14,528
MORROW	542	549	587	496	422
MULTNOMAH	30,904	31,050	29,821	27,503	26,583
POLK	4,463	4,615	4,631	4,794	3,769
SHERMAN	116	79	86	168	144
TILLAMOOK	1,700	1,652	1,679	1,653	1,213
UMATILLA	3,269	7,681	7,877	6,508	4,942
UNION	1,351	1,238	1,093	1,135	881
WALLOWA	329	324	220	249	185
WASCO	1,339	1,230	1,229	1,307	1,211
WASHINGTON	12,349	12,414	12,485	12,894	13,283
WHEELER	113	62	87	82	46
YAMHILL	5,801	4,997	5,106	4,814	3,791
<b>TOTAL</b>	<b>158,151</b>	<b>165,085</b>	<b>169,794</b>	<b>173,310</b>	<b>156,987</b>

## STATEWIDE TEN YEAR OFFENSE, POPULATION and RATE PROFILE

<b>YEAR</b>	<b>POPULATION</b>	<b>BEHAVIORAL CRIMES</b>	<b>RATE PER 10,000 POPULATION</b>
<b>1999</b>	3,300,800	164,326	497.8
<b>2000</b>	3,436,750	165,178	480.6
<b>2001</b>	3,471,700	162,341	467.6
<b>2002</b>	3,504,700	158,151	451.3
<b>2003</b>	3,541,500	165,085	466.1
<b>2004</b>	3,582,600	169,794	473.9
<b>2005</b>	3,631,440	173,310	477.2
<b>2006</b>	3,690,505	171,681	465.2
<b>2007</b>	3,745,455	168,205	449.1
<b>2008</b>	3,791,075	156,987	414.1

## Behavioral Crimes by County - 2008

### Rates Ranked Highest to lowest

	County	Population	Behavioral Crimes	Rate / 10,000	
1	Clatsop	37,695	3,212	852.1	
2	Linn	110,185	9,082	824.3	
3	Malheur	31,675	2,605	822.4	
4	Sherman	1,845	144	780.5	
5	Gilliam	1,885	147	779.8	
6	Coos	63,210	4,491	710.5	
7	Umatilla	72,380	4,942	682.8	
9	Lincoln	44,715	2,994	669.6	
8	Harney	7,705	510	661.9	
10	Jefferson	22,450	1,467	653.5	
11	Douglas	105,240	6,528	620.3	
12	Hood River	21,625	1,225	566.5	
13	Polk	68,235	3,769	552.4	
14	Crook	26,845	1,407	524.1	
15	Baker	16,455	857	520.8	
16	Wasco	24,170	1,211	501.0	
17	Lane	345,880	16,455	475.7	
18	Tillamook	26,060	1,213	465.5	
23	Jackson	205,305	9,514	463.4	
19	Marion	314,865	14,528	461.4	
20	Benton	86,120	3,631	421.6	
21	Lake	7,585	317	417.9	←
22	Yamhill	94,325	3,791	401.9	STATE
24	Grant	7,530	302	401.1	AVG.
25	Deschutes	167,015	6,232	373.1	414.4
26	Multnomah	717,880	26,583	370.3	
27	Union	25,360	881	347.4	
28	Curry	21,510	745	346.4	
29	Morrow	12,485	422	338.0	
30	Josephine	83,290	2,492	299.2	
31	Columbia	48,095	1,412	293.6	
32	Wheeler	1,575	46	292.1	
33	Klamath	66,180	1,863	281.5	
34	Wallowa	7,115	185	260.0	
35	Washington	519,925	13,283	255.5	
36	Clackamas	376,660	8,501	225.7	
	Statewide	3,791,075	156,987	414.1	

**STATEWIDE DRUG LAW OFFENSES by TYPE OF DRUG and ACTIVITY - 2008**

TOTAL		Possess for Sale	Possess for Use	Furnish	Transpt/ Mfg/ Cultivate	Obtain Unlawful	Tamper w/Record	Other
36	Opium	8	6		1		21	
1,052	Heroin	415	612	2	7			16
44	Morphine	26	15		2			1
2,091	Cocaine	624	1,398	5	27	2		35
73	Codeine	15	43		1	1	13	
874	Other Narcotic	515	188	8	16	17	46	84
4,170	<b>NARCOTIC TOTAL</b>	1,603	2,262	15	54	20	80	136
126	Hashish	83	31		4			8
1,247	Marij. Over Oz	754	269	12	171	4		37
11,703	Marij. Under Oz	5,310	5,679	33	158	10		513
13,076	<b>MARIJUANA TOTAL</b>	6,147	5,979	45	333	14		558
1,442	<b>SYNTHETIC TOTAL</b>	248	1,102	15	17	3	30	27
5,143	<b>OTHER DANGEROUS DRUG TOTAL</b>	2,445	2,065	9	73	22	16	513
23,831	<b>DRUG LAW OFFENSE TOTAL</b>	10,443	11,408	84	477	59	126	1,234

**STATEWIDE DRUG LAW ARRESTS by TYPE OF DRUG and ACTIVITY - 2008**

TOTAL		Possess for Sale	Possess for Use	Furnish	Transpt/ Mfg/ Cultivate	Obtain Unlawful	Tamper w/Record	Other
17	Opium	6	3		8			
920	Heroin	356	546		2			16
37	Morphine	19	17					1
1,749	Cocaine	491	1,208	1	10	2		37
60	Codeine	8	38			2	12	
908	Other Narcotic	434	199	4	10	17	36	208
3,691	<b>NARCOTIC TOTAL</b>	1,314	2,011	5	30	21	48	262
108	Hashish	59	38			1		10
1,036	Marij. Over Oz	574	335	6	87	5		29
11,633	Marij. Under Oz	4,829	6,086	11	167	12		528
12,777	<b>MARIJUANA TOTAL</b>	5,462	6,459	17	254	18		567
1,144	<b>SYNTHETIC TOTAL</b>	153	911	11	5	4	27	33
3,914	<b>OTHER DANGEROUS DRUG TOTAL</b>	1,993	1,553	2	28	18	9	311
21,526	<b>DRUG LAW ARREST TOTAL</b>	8,922	10,934	35	317	61	84	1,173

**DRUG OFFENSES by COUNTY 2004 through 2008**

	2004	2005	2006	2007	2008
BAKER	104	82	91	113	74
BENTON	483	556	530	452	432
CLACKAMAS	1,065	1,176	916	1,024	1,072
CLATSOP	374	381	407	288	300
COLUMBIA	480	439	348	360	246
COOS	292	312	247	307	289
CROOK	136	176	160	202	106
CURRY	137	108	114	91	85
DESCHUTES	1,095	1,343	1,150	1,138	1,150
DOUGLAS	1,234	1,545	1,427	1,394	1,911
GILLIAM	91	141	75	62	49
GRANT	45	37	32	37	28
HARNEY	35	25	23	49	63
HOOD RIVER	187	147	184	145	130
JACKSON	2,297	2,301	2,129	1,943	2,341
JEFFERSON	149	203	145	116	110
JOSEPHINE	926	601	355	437	547
KLAMATH	537	441	358	433	230
LAKE	25	45	64	71	63
LANE	3,514	2,941	2,766	3,212	3,064
LINCOLN	248	386	482	386	460
LINN	582	698	749	633	700
MALHEUR	265	275	222	210	159
MARION	2,631	2,677	2,598	2,213	1,840
MORROW	44	73	84	69	62
MULTNOMAH	5,383	6,329	5,761	4,819	4,247
POLK	366	597	660	634	641
SHERMAN	21	12	25	97	92
TILLAMOOK	172	251	292	288	167
UMATILLA	448	1,032	1,044	914	566
UNION	278	214	139	135	92
WALLOWA	65	48	26	20	30
WASCO	190	162	211	224	165
WASHINGTON	1,695	1,877	1,697	1,854	1,764
WHEELER	6	4	6	10	1
YAMHILL	730	665	613	525	555
<b>TOTAL</b>	<b>26,330</b>	<b>28,300</b>	<b>26,130</b>	<b>24,905</b>	<b>23,831</b>

## D. U. I. I. OFFENSES BY COUNTY FOR YEARS 2004 through 2008

COUNTY	2004	2005	2006	2007	2008
Baker	102	89	98	95	63
Benton	683	564	768	468	258
Clackamas	3,408	3,121	3,534	3,752	3,572
Clatsop	453	428	430	442	389
Columbia	264	258	235	251	210
Coos	528	508	534	603	522
Crook	201	214	188	217	130
Curry	166	136	145	116	147
Deschutes	1,037	1,077	1,262	1,404	1,145
Douglas	781	722	872	1,041	803
Gilliam	21	24	12	16	20
Grant	63	62	35	79	66
Harney	61	83	48	44	83
Hood River	196	193	213	182	208
Jackson	1,434	1,271	1,409	1,427	1,166
Jefferson	153	114	105	158	141
Josephine	604	407	204	252	227
Klamath	492	460	524	531	443
Lake	60	50	63	71	62
Lane	2,464	2,209	2,357	2,522	2,174
Lincoln	402	454	610	497	380
Linn	625	545	643	752	703
Malheur	213	147	139	230	159
Marion	1,618	1,850	1,850	1,928	1,498
Morrow	80	76	81	89	70
Multnomah	4,171	3,209	3,576	3,501	3,244
Polk	504	458	551	592	360
Sherman	21	10	9	17	12
Tillamook	152	177	216	177	114
Umatilla	723	636	660	582	467
Union	226	230	184	141	130
Wallowa	58	27	29	32	24
Wasco	156	135	201	189	169
Washington	2,624	2,844	2,740	2,825	2,700
Wheeler	11	3	5	6	5
Yamhill	797	664	729	790	565
<b>TOTAL</b>	<b>25,552</b>	<b>23,455</b>	<b>25,259</b>	<b>26,019</b>	<b>22,429</b>

**STATEWIDE D. U. I. I. OFFENSES DISTRIBUTED BY COUNTY and MAJOR POPULATION CENTER 2008**

	County Population	No. DUII Offenses	Rate per 10,000	St. Police Offenses	Sheriff Offenses	Major City	City Population	D. U. I. I. Offenses
BAKER	16,455	63	38.3	28	9	Baker City	10,205	26
BENTON	86,120	258	30.0	68	55	Corvallis	54,880	118
CLACKAMAS	376,660	3,572	94.8	280	2,506	Lake Oswego	36,590	122
CLATSOP	37,695	389	103.2	65	102	Astoria	10,015	118
COLUMBIA	48,095	210	43.7	59	11	St. Helens	12,425	68
COOS	63,210	522	82.6	131	54	Coos Bay	16,670	137
CROOK	26,845	130	48.4	14	35	Prineville	10,370	81
CURRY	21,510	147	68.3	22	44	Brookings	6,535	72
DESCHUTES	167,015	1,145	68.6	334	281	Bend	81,640	381
DOUGLAS	105,240	803	76.3	184	232	Roseburg	20,835	213
GILLIAM	1,885	20	106.1	7	13	Condon	780	0
GRANT	7,530	66	87.6	44	17	John Day	1,845	5
HARNEY	7,705	83	107.7	12	42	Burns	3,025	20
HOOD RIVER	21,625	208	96.2	27	106	Hood River	6,865	75
JACKSON	205,305	1,166	56.8	314	227	Medford	77,315	333
JEFFERSON	22,450	141	62.8	34	52	Madras	6,640	49
JOSEPHINE	83,290	227	27.3	163	0	Grants Pass	32,290	64
KLAMATH	66,180	443	66.9	178	100	Klamath Falls	21,305	165
LAKE	7,585	62	81.7	36	14	Lakeview	2,810	12
LANE	345,880	2,174	62.9	299	479	Eugene	154,620	570
						Springfield	58,005	486
LINCOLN	44,715	380	85.0	114	60	Lincoln City	7,875	71
						Newport	10,580	93
LINN	110,185	703	63.8	104	169	Albany	48,770	329
MALHEUR	31,675	159	50.2	54	26	Ontario	11,435	55
MARION	314,865	1,498	47.6	334	471	Salem	132,095	384
MORROW	12,485	70	56.1	13	34	Boardman	3,420	23
MULTNOMAH	717,880	3,244	45.2	137	160	Gresham	101,015	539
						Portland	568,380	2,232
POLK	68,235	360	52.8	31	137	Dallas	15,375	71
SHERMAN	1,845	12	65.0	3	9			
TILLAMOOK	26,060	114	43.7	23	65	Tillamook	4,700	16
UMATILLA	72,380	467	64.5	171	21	Pendleton	17,295	65
UNION	25,360	130	51.3	53	21	La Grande	12,935	35
WALLOWA	7,115	24	33.7	10	9	Enterprise	1,975	5
WASCO	24,170	169	69.9	52	37	The Dalles	13,175	80
WASHINGTON	519,925	2,700	51.9	87	1,108	Beaverton	86,205	724
						Hillsboro	88,315	304
						Tigard	47,150	154
WHEELER	1,575	5	31.7	2	3			
YAMHILL	94,325	565	59.9	83	77	McMinnville	32,400	104
STATEWIDE TOTALS	3,791,075	22,429	59.2	3,570	6,786	MAJOR CITY TOTAL	1,828,760	8,399

# STATEWIDE TRAFFIC CRIME, FISH & GAME and MARINE VIOLATIONS

CLASSIFICATION	PERSONS ARRESTED					
	2008 OFFENSES	ADULT	JUVENILE	TOTAL	MALE	FEMALE
<b>TRAFFIC CRIME</b>						
Hit & Run-Misdemeanor	6,695	1,561	113	1,674	1,181	493
Hit & Run-Felony	396	117	5	122	83	39
Reckless Driving	5,135	1,281	83	1,364	1,164	200
Eluding	1,496	467	32	499	446	53
Drive/W Suspend-Misdemeanor	10,004	7,420	34	7,454	6,000	1,454
Drive/W Suspend-Felony	437	344	1	345	293	52
Fail to Display Drive License	2,724	1,837	82	1,919	1,494	425
<b>TRAFFIC CRIME TOTAL</b>	<b>26,887</b>	<b>13,027</b>	<b>350</b>	<b>13,377</b>	<b>10,661</b>	<b>2,716</b>
<b>FISH and GAME</b>						
Sport Fishing	2,899	2,827	72	2,899	2,684	215
Commercial Fishing	119	119	0	119	119	0
Personal Use	166	162	1	163	158	5
Game	1,120	1,066	51	1,117	1,022	95
<b>FISH and GAME TOTAL</b>	<b>4,304</b>	<b>4,174</b>	<b>124</b>	<b>4,298</b>	<b>3,983</b>	<b>315</b>
<b>MARINE VIOLATIONS</b>						
License Violation	104	101	0	101	92	9
Insuff Life Preserve	216	207	5	212	181	31
Muffling	2	2	0	2	2	0
Other Equip. Violation	7	6	0	6	6	0
Operate Without Lights	3	3	0	3	3	0
Reckless Operation	17	10	2	12	12	0
Speeding	19	14	1	15	12	3
Operate While Intoxicated	42	35	1	36	30	6
Other	115	81	2	83	73	10
<b>MARINE TOTAL</b>	<b>525</b>	<b>459</b>	<b>11</b>	<b>470</b>	<b>411</b>	<b>59</b>