

SECTION 2
STATEWIDE
CRIMES AGAINST PERSONS
OFFENSES AND ARRESTS

This page is intentionally blank.

OREGON CRIME

1 Crime Against Persons every 14.4 minutes

1 Homicide
every 4.4 days


1 Neg.Homicide
every 3.3 weeks

1 Other Sex Crime
every 1.6 hours

1 Rape
every 7.3 hours

1 Kidnap
every 17.7 hours

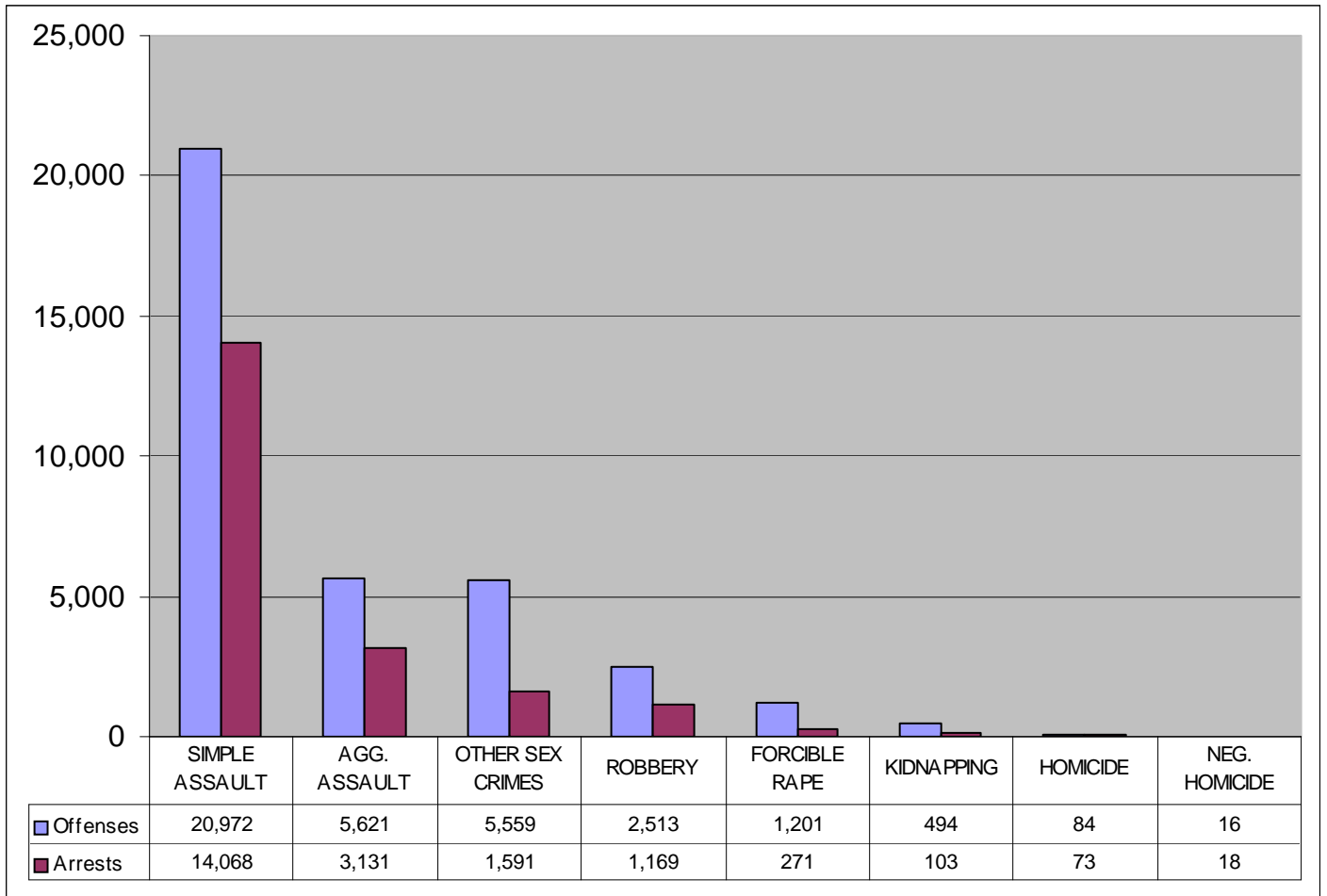
1 Simple Assault
every 25.1 minutes



1 Aggravated Assault
every 1.6 hours

1 Robbery
every 3.5 hours

STATEWIDE CRIMES AGAINST PERSONS, 2009



STATEWIDE CRIMES AGAINST PERSONS, 2009

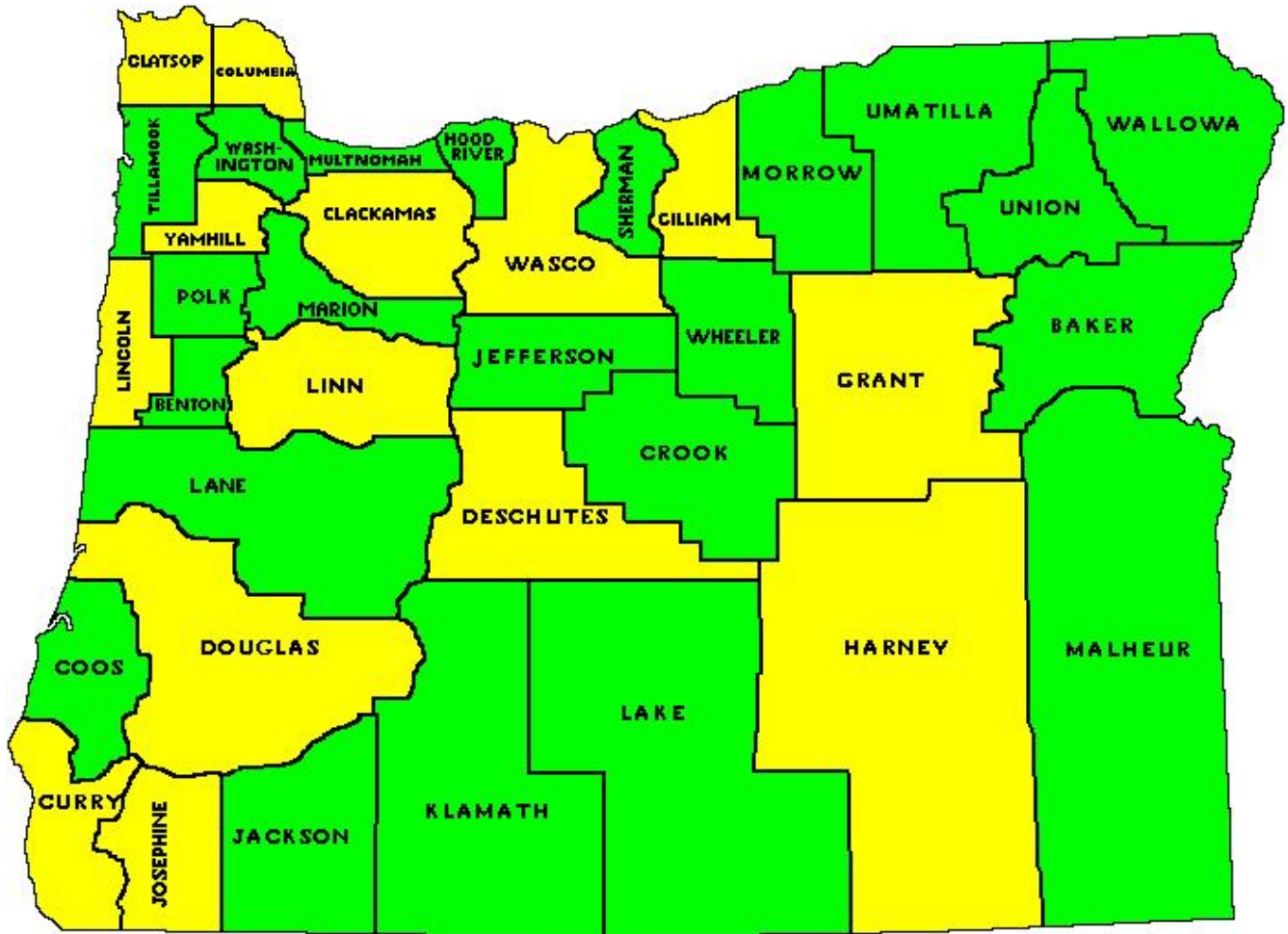
CLASSIFICATION	2009 OFFENSES	PERSONS ARRESTED					PROPERTY	
		ADULT	JUVENILE	TOTAL	MALE	FEMALE	LOSS VALUE	RECOVERED VALUE
Willful Murder	65	54	5	59	55	4		
Aggravated Murder	19	14	0	14	8	6		
MURDER TOTAL	84	68	5	73	63	10	NOT APPLICABLE	
Negligent Homicide	16	6	0	6	6	0	NOT APPLICABLE	
Traffic Death Arrests	0	11	1	12	11	1	NOT APPLICABLE	
Forcible Rape	1,106							
Attempt Force Rape	95							
RAPE TOTAL	1,201	249	22	271	266	5	NOT APPLICABLE	
SEX CRIMES								
Non-Force Rape	661	99	14	113	110	3		
Cont. to Sex Delqncy	322	106	2	108	97	11		
Physical Molest	2,364	443	71	514	505	9		
Obscene Phone Call	66	0	5	5	2	3		
Incest	57	8	0	8	8	0		
Exposer	468	442	21	463	395	68		
Forcible Sodomy	421	30	21	51	50	1		
Non-Force Sodomy	111	12	4	16	16	0		
Other Sex Crimes	1,089	268	45	313	304	9		
SEX CRIME TOTAL	5,559	1,408	183	1,591	1,487	104	NOT APPLICABLE	
KIDNAPPING								
For Add Crime Purpose	436							
Hostage/Shield	56							
For Ransom	2							
KIDNAPPING TOTAL	494	95	8	103	82	21	NOT APPLICABLE	
ROBBERY								
Highway	882						143,808	10,587
Business	729						328,198	30,544
Service Station	29						2,745	103
Convenience Store	121						11,835	240
Residence	230						148,286	10,264
Bank	177						194,193	11,948
Other Robbery	345						97,620	6,292
ROBBERY TOTAL	2,513	971	198	1,169	970	199	926,685	69,978
					0	0		
Aggravated Assault	5,502	2,657	335	2,992	2,518	474		
Attempted Murder	119	43	96	139	135	4		
AGG. ASSAULT TOTAL	5,621	2,700	431	3,131	2,653	478	NOT APPLICABLE	
SIMPLE ASSAULT	20,972	12,645	1,423	14,068	10,667	3,401	NOT APPLICABLE	
CRIMES AGAINST PERSONS								
TOTAL	36,460	18,153	2,271	20,424	16,205	4,219	926,685	69,978

OREGON COUNTY MAP

Crimes Against Persons, 2009

Increase

Decrease



COUNTY FIVE YEAR PROFILE OF CRIMES AGAINST PERSONS

	2005	2006	2007	2008	2009
BAKER	124	87	97	69	36
BENTON	663	609	488	501	389
CLACKAMAS	2,128	2,179	2,062	2,067	2,187
CLATSOP	434	448	439	387	418
COLUMBIA	288	294	264	243	289
COOS	727	708	692	754	547
CROOK	276	228	232	180	174
CURRY	123	168	114	146	188
DESCHUTES	1,344	1,415	1,721	2,264	1,634
DOUGLAS	753	785	682	635	606
GILLIAM	9	6	11	12	18
GRANT	50	55	52	44	47
HARNEY	62	82	77	65	91
HOOD RIVER	135	143	125	113	78
JACKSON	2,242	2,246	2,131	2,961	2,096
JEFFERSON	188	214	187	191	183
JOSEPHINE	611	512	572	694	736
KLAMATH	939	854	874	723	701
LAKE	62	64	59	51	30
LANE	3,102	3,181	3,715	3,821	3,715
LINCOLN	902	883	788	710	582
LINN	1,318	1,256	1,203	1,026	1,130
MALHEUR	311	269	327	307	291
MARION	4,843	4,446	4,098	3,978	3,459
MORROW	147	168	179	183	168
MULTNOMAH	11,814	11,958	11,398	10,846	10,092
POLK	1,058	1,117	1,026	1,150	940
SHERMAN	12	15	11	14	12
TILLAMOOK	163	175	116	111	105
UMATILLA	1,059	1,159	1,330	1,075	944
UNION	266	211	208	201	171
WALLOWA	45	29	24	29	19
WASCO	214	169	179	212	216
WASHINGTON	3,869	3,843	3,881	3,681	3,467
WHEELER	11	4	13	6	1
YAMHILL	1,130	1,016	1,013	937	700
TOTAL	41,422	40,996	40,388	40,387	36,460

STATEWIDE TEN-YEAR OFFENSE, POPULATION and RATE PROFILE

YEAR	POPULATION	CRIMES AGAINST PERSONS	RATE PER 10,000 POPULATION
2000	3,436,750	44,405	129.2
2001	3,471,700	41,707	120.1
2002	3,504,700	40,859	116.6
2003	3,541,500	41,115	116.1
2004	3,582,600	41,313	115.3
2005	3,631,440	41,422	114.1
2006	3,690,505	40,996	111.1
2007	3,745,455	40,388	107.8
2008*	3,791,075	37,839	99.8
2009	3,823,465	36,460	95.4

*In 2008 new computer software and hardware were installed affecting the way crime statistics are tallied. In previous years, figures were slightly higher due to a slight artificial inflation caused by older software.

Persons Crimes by County - 2009

Rates Ranked Highest to lowest

	County	Population	Persons Crimes	Rate / 10,000	
1	Multnomah	724,680	10,092	139.3	
2	Polk	68,785	940	136.7	
3	Morrow	12,540	168	134.0	
4	Umatilla	72,430	944	130.3	
5	Lincoln	44,700	582	130.2	
6	Harney	7,715	91	118.0	
7	Clatsop	37,840	418	110.5	
8	Marion	318,170	3,459	108.7	
9	Lane	347,690	3,715	106.8	
10	Klamath	66,350	701	105.7	
11	Linn	110,865	1,130	101.9	
12	Jackson	207,010	2,096	101.3	
13	Deschutes	170,705	1,634	95.7	
14	Gilliam	1,885	18	95.5	← STATE
15	Malheur	31,720	291	91.7	AVG.
16	Wasco	24,230	216	89.1	95.4
17	Curry	21,340	188	88.1	
18	Josephine	83,665	736	88.0	
19	Coos	63,065	547	86.7	
20	Jefferson	22,715	183	80.6	
21	Yamhill	95,250	700	73.5	
22	Union	25,470	171	67.1	
23	Washington	527,140	3,467	65.8	
24	Sherman	1,830	12	65.6	
25	Crook	27,185	174	64.0	
26	Grant	7,525	47	62.5	
27	Columbia	48,410	289	59.7	
28	Clackamas	379,845	2,187	57.6	
29	Douglas	105,395	606	57.5	
30	Benton	86,725	389	44.9	
31	Tillamook	26,130	105	40.2	
32	Lake	7,600	30	39.5	
33	Hood River	21,725	78	35.9	
34	Wallowa	7,100	19	26.8	
35	Baker	16,450	36	21.9	
36	Wheeler	1,585	1	6.3	
	Statewide	3,823,465	36,460	95.4	

HOMICIDES - STATE OF OREGON by COUNTY

	2000	2001	2002	2003	2004	2005	2006	2007	2008	2009
BAKER							1			
BENTON					1	1	3	3	2	1
CLACKAMAS	4	2	4	5	3	6	9	6	7	3
CLATSOP		1				1	1		1	1
COLUMBIA	1	1	1				1	2		2
COOS		3	2			1				2
CROOK										1
CURRY		3	1	1			2		1	
DESCHUTES	2	3	4		2	3	3	4	3	2
DOUGLAS	1	2		4	4		2		1	1
GILLIAM										
GRANT			2						1	
HARNEY		4								
HOOD RIVER					1					
JACKSON	4	4	2	4	5	4	7	3	4	2
JEFFERSON	1				1		1		2	1
JOSEPHINE		2		3	6	2	1	4	1	1
KLAMATH	2	1	4		3	2	2	8	1	7
LAKE								1		
LANE	7	7	6	7	5	10	9	1	8	4
LINCOLN	1	5	3			1	3	3		2
LINN	2	3		2	3	1	2	3	2	
MALHEUR					1		1		1	3
MARION	9	10	10	14	8	8	13	11	13	4
MORROW										1
MULTNOMAH	23	29	25	30	39	28	29	24	36	19
POLK			1			2	2	1	1	
SHERMAN					1					
TILLAMOOK			4							2
UMATILLA	2	3	5	2	3	1	2	5	2	3
UNION				1	2				1	3
WALLOWA						1				2
WASCO	1	2	1	1		1			1	2
WASHINGTON	4	8	5	4	10	6	6	5	1	14
WHEELER										
YAMHILL	3	1	6		1	3	5	5	5	1
TOTAL	67	94	86	78	99	82	105	89	95	84