



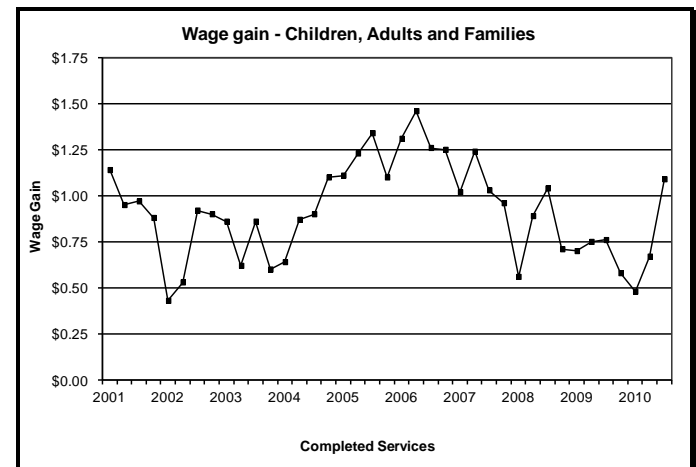
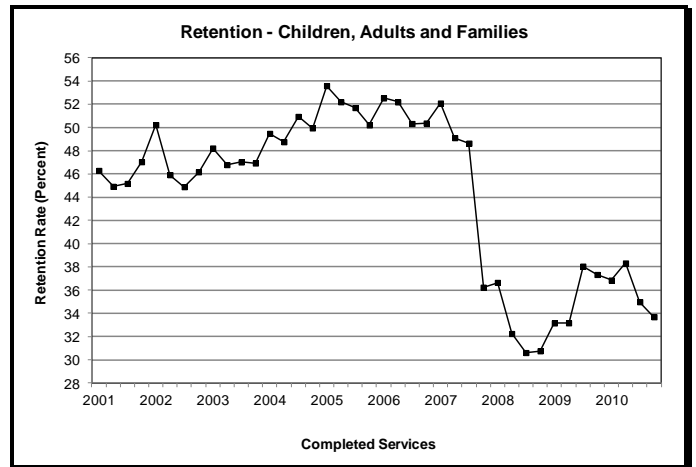
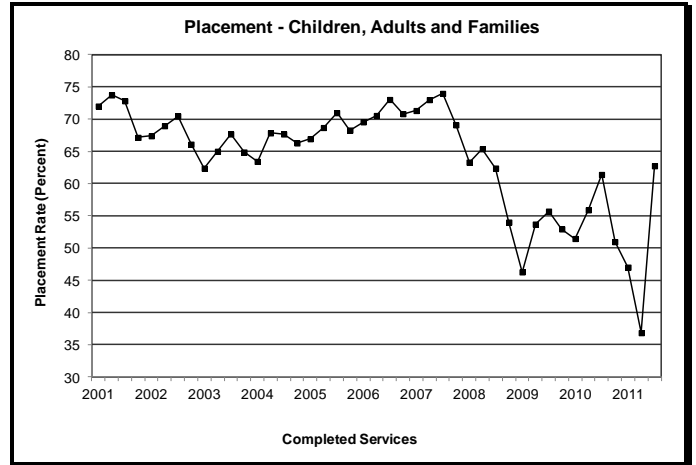
FAST FACTS

Children, Adults and Families

PRISM measures how effective Oregon's workforce agencies are at helping people find and keep jobs and improve wages

- The placement rate increased to 62.7 percent during the third quarter 2011. The placement rate increased by 25.9 percentage points from the previous quarter's rate of 36.8 percent. The rate is 1.3 percentage points above the year-ago rate of 61.4 percent.
- Retention, which measures continued employment, fell to 33.7 percent during the fourth quarter 2010. The rate was 1.3 percentage points lower than the previous quarter rate of 35 percent. The retention rate is 3.6 percentage points below the year-ago rate of 37.3 percent.
- During third quarter 2010, the average hourly wage gain after one year of work was \$1.09. This was a one-quarter increase of \$0.42. The year-ago wage gain was \$0.76, or \$0.33 less than the current wage gain.

More definition on each of these measures can be found at www.Oregon.gov/PRISM.



	Current Qtr	Prior Qtr	Last Year Qtr
<u>Placement</u>	Jul-Sep 2011	Apr-Jun 2011	Jul-Sep 2010
	62.7%	36.8%	61.4%
<u>Retention</u>	Oct-Dec 2010	Jul-Sep 2010	Oct-Dec 2009
	33.7%	35.0%	37.3%
<u>Wage Gain</u>	Jul-Sep 2010	Apr-Jun 2010	Jul-Sep 2009
	\$1.09	\$0.67	\$0.76
<u>Highest-Performing Industry</u>			
Retention Rate – Information			60.0%
Wage Gain – Information			\$12.10
<u>Lowest-Performing Industry</u>			
Retention Rate – Transportation, Warehousing			20.0%
Wage Gain – Public Administration			-\$2.15