

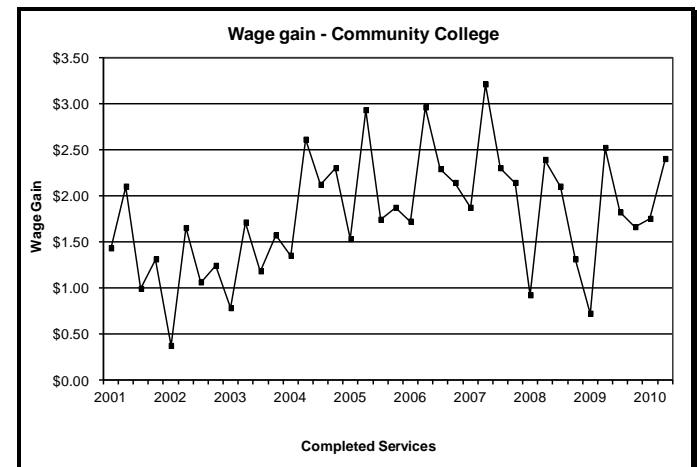
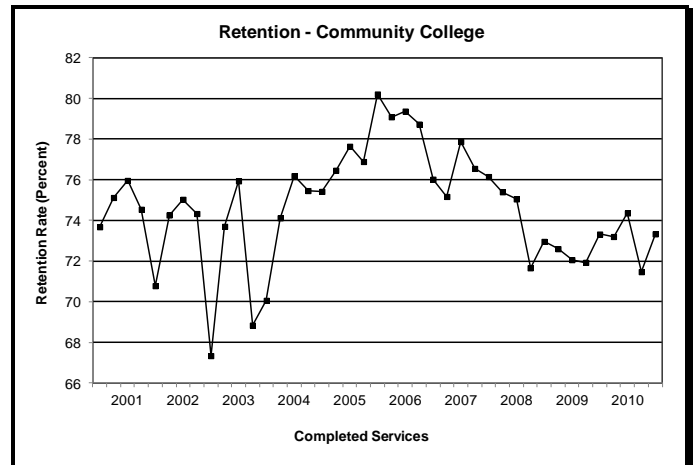
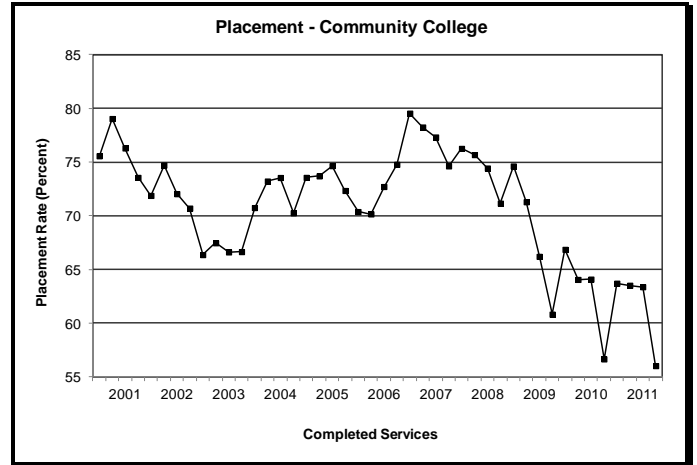


# FAST FACTS

## Community College

*PRISM measures how effective Oregon's workforce agencies are at helping people find and keep jobs and improve wages*

- The placement rate fell to 56.0 percent during the second quarter 2011. The placement rate decreased by 7.4 percentage points from the previous quarter's rate of 63.4 percent. The rate is 0.7 percentage points below the year-ago rate of 56.7 percent.
- Retention, which measures continued employment, increased to 73.3 percent during third quarter 2010 compared with the prior quarter retention rate of 71.5 percent. The year-ago rate was 73.3.
- During second quarter 2010, the average hourly wage gain after one year of work was \$2.40. This wage gain showed a one-quarter increase of \$0.65 and was \$0.12 less than the year-ago wage gain of \$2.52.



	Current Qtr Apr-Jun 2011	Prior Qtr Jan-Mar 2011	Last Year Qtr Apr-Jun 2010
<u>Placement</u>	36.2%	47.0%	55.9%
<u>Retention</u>	Jul-Sep 2010 33.7%	Apr-Jun 2010 38.3%	Jul-Sep 2009 38.1%
<u>Wage Gain</u>	Apr-Jun 2010 \$0.68	Jan-Mar 2010 \$0.48	Apr-Jun 2009 \$0.75
<u>Highest-Performing Industry</u>			
Retention Rate – Finance and Insurance			42.9%
Wage Gain – Real Estate, Rental, & Leasing			\$4.14
<u>Lowest-Performing Industry</u>			
Retention Rate – Agriculture, Forestry, Fishing			10.7%
Wage Gain – Educational Services			-\$4.67

