

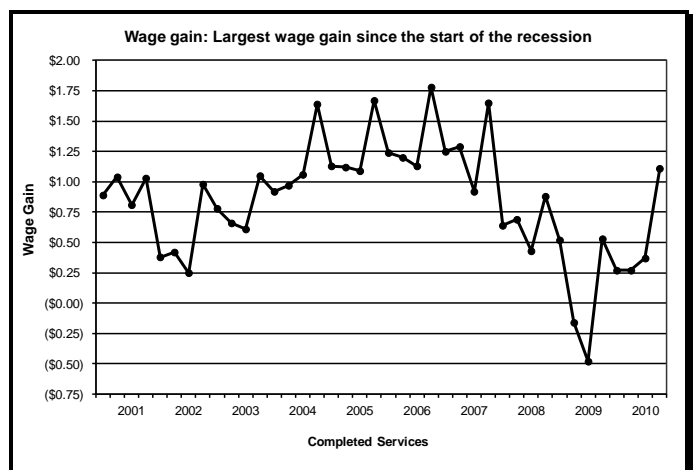
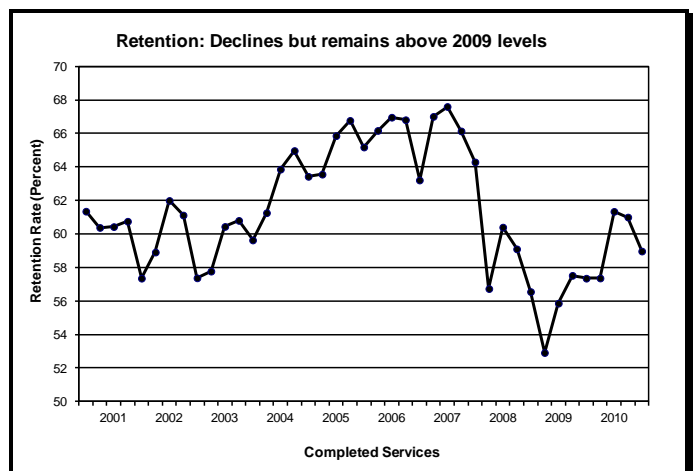
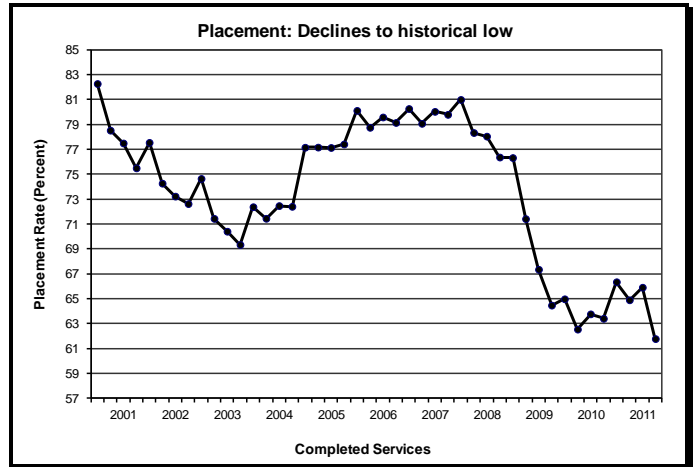


FAST FACTS

PRISM measures how effective Oregon's workforce agencies are at helping people find and keep jobs and improve wages

RECENT TRENDS

- During second quarter 2011, the placement rate declined to an historical low of 61.8 percent. The placement rate declined by 4.1 percentage points from the previous quarter rate of 65.9 percent and is 1.6 percentage points below the year-ago rate of 63.4 percent.
- The retention rate declined to 59.0 percent during third quarter 2010, a decrease of 2.0 percentage points from the previous quarter rate of 61.0 percent. This retention rate is 1.6 percentage points higher than the year-ago rate of 57.4 percent.
- During second quarter 2010, the average hourly wage gain was \$1.11, \$0.74 higher than the previous quarter wage gain of \$0.37. This wage gain is \$0.58 higher than the year-ago wage gain of \$0.53.



	Current Qtr Apr-Jun 2011	Prior Qtr Jan-Mar 2011	Last Year Qtr Apr-Jun 2010
Placement			
All Regions	61.8%	65.9%	63.4%
Highest – Region 9	71.9%	74.9%	73.2%
Lowest – Region 6	56.1%	58.1%	58.6%
Retention			
All Regions	59.0%	61.0%	57.4%
Highest – Region 9	69.2%	63.4%	66.4%
Lowest – Region 11	54.2%	54.3%	52.8%
Wage Gain			
All Regions	\$1.11	\$0.37	\$0.53
Highest – Region 2	\$1.37	\$0.45	\$0.45
Lowest – Region 11	\$0.33	\$0.69	\$0.60
Highest-Performing Industry			
Retention Rate – Educational Services			67.3%
Wage Gain – Utilities			\$3.31
Lowest-Performing Industry			
Retention Rate – Agriculture, Forestry, Fishing			48.5%
Wage Gain – Professional and Tech. Services			-\$0.55
Since July 2000			
Workforce system customers in PRISM			1,607,913
Workforce services provided			30,803,034