



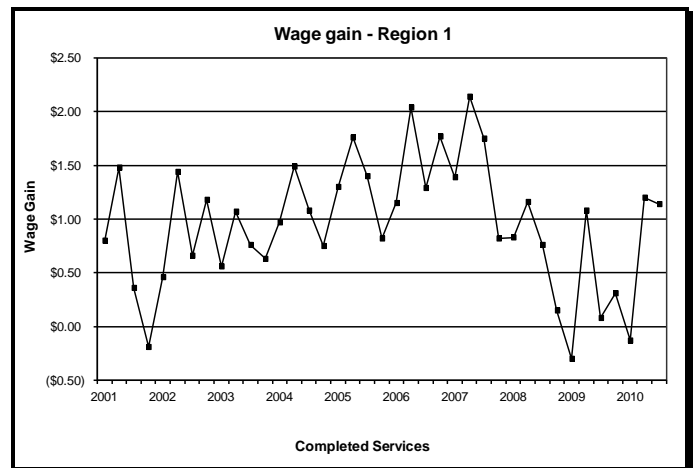
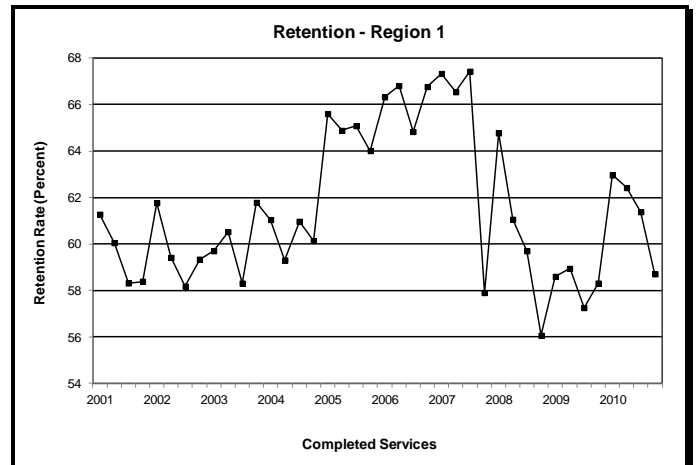
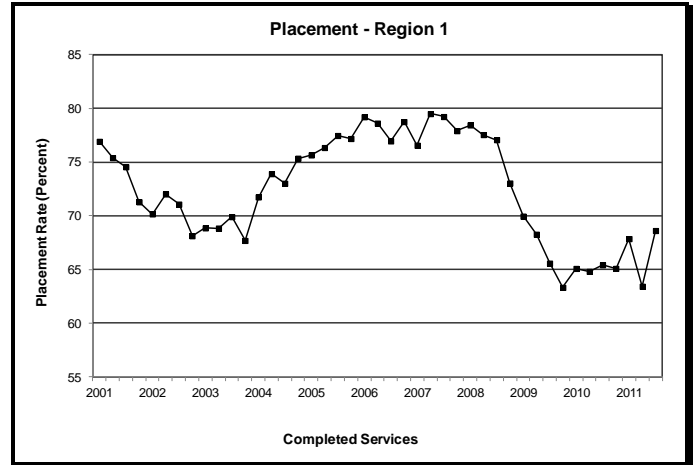
FAST FACTS

REGION 1

PRISM measures how effective Oregon's workforce agencies are at helping people find and keep jobs and improve wages

- The placement rate increased to 68.6 percent during third quarter 2011. The placement rate increased by 5.2 percentage points from the previous quarter's rate of 63.4 percent, the largest one-quarter increase on record.
- Retention, which measures continued employment, was 58.7 percent during the fourth quarter of 2010. The retention rate fell 2.7 percentage points from the previous quarter's rate of 61.4 percent, but was slightly above the year-ago rate of 58.3.
- During third quarter 2010, the average hourly wage gain after one year of work was \$1.14. This wage showed a one-quarter decrease of \$0.06 and was \$1.06 more than the year-ago wage gain of \$0.08.

More definition on each of these measures can be found at www.Oregon.gov/PRISM.



	Current Qtr	Prior Qtr	Last Year Qtr
	Jul-Sep	Apr-Jun	Jul-Sep
<u>Placement</u>	2011	2011	2010
All Regions	69.0%	62.2%	66.4%
Region 1	68.6%	63.4%	65.4%
	Oct-Dec	Jul-Sep	Oct-Dec
	2010	2010	2009
<u>Retention</u>			
All Regions	58.4%	59.5%	57.4%
Region 1	58.7%	61.4%	58.3%
	Jul-Sep	Apr-Jun	Jul-Sep
	2010	2010	2009
<u>Wage Gain</u>			
All Regions	\$0.76	\$1.11	\$0.27
Region 1	\$1.14	\$1.20	\$0.08
<u>Highest-Performing Industry</u>			
Retention Rate – Management of Companies			100.0%
Wage Gain – Utilities			\$3.77
<u>Lowest-Performing Industry</u>			
Retention Rate – Other Services			52.2%
Wage Gain – Wholesale Trade			-\$1.69