



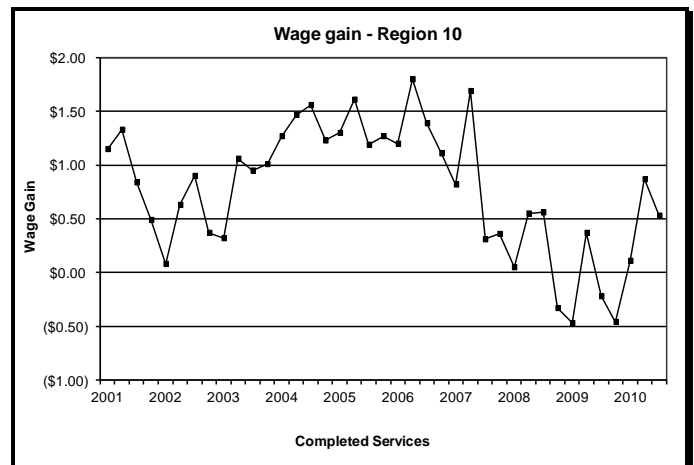
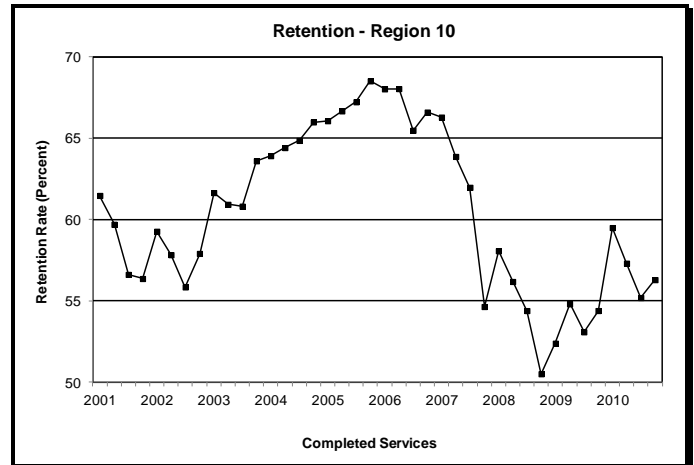
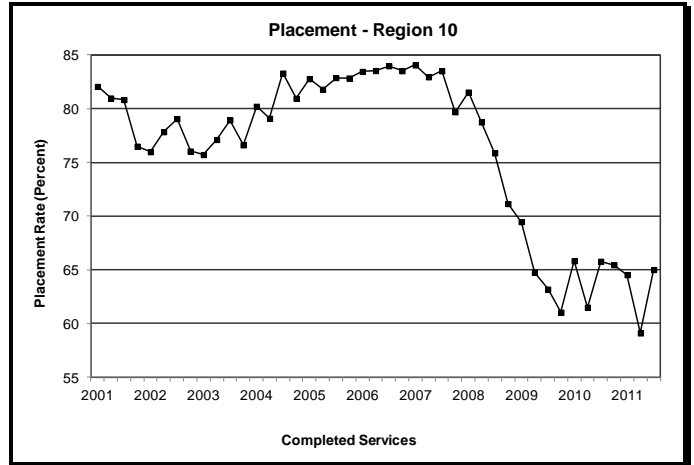
# FAST FACTS

## REGION 10

*PRISM measures how effective Oregon's workforce agencies are at helping people find and keep jobs and improve wages*

- The placement rate increased to 65 percent during third quarter 2011. The placement rate increased by 5.9 percentage points from the previous quarter's rate of 59.1 percent, the largest one-quarter increase on record.
- Retention, which measures continued employment, was 56.3 percent during the fourth quarter of 2010. The retention rate increased 1.1 percentage points from the previous quarter's rate of 55.2 percent, and was above the year-ago rate of 54.4 percent.
- During third quarter 2010, the average hourly wage gain after one year of work was \$0.53. This wage showed a one-quarter decrease of \$0.34 and was \$0.75 more than the year-ago wage gain of -\$0.22.

More definition on each of these measures can be found at [www.Oregon.gov/PRISM](http://www.Oregon.gov/PRISM).



	Current Qtr	Prior Qtr	Last Year Qtr
	Jul-Sep	Apr-Jun	Jul-Sep
<u>Placement</u>			
All Regions	69.0%	62.2%	66.4%
Region 10	65.0%	59.1%	65.8%
	Oct-Dec	Jul-Sep	Oct-Dec
	2010	2010	2009
<u>Retention</u>			
All Regions	58.4%	59.5%	57.4%
Region 10	56.3%	55.2%	54.4%
	Jul-Sep	Apr-Jun	Jul-Sep
	2010	2010	2009
<u>Wage Gain</u>			
All Regions	\$0.76	\$1.11	\$0.27
Region 10	\$0.53	\$0.87	-\$0.22
<u>Highest-Performing Industry</u>			
Retention Rate – Pro. and Technical Serv.			67.2%
Wage Gain – Information			\$5.84
<u>Lowest-Performing Industry</u>			
Retention Rate – Management of Companies			40.0%
Wage Gain – Utilities			-\$10.08

