



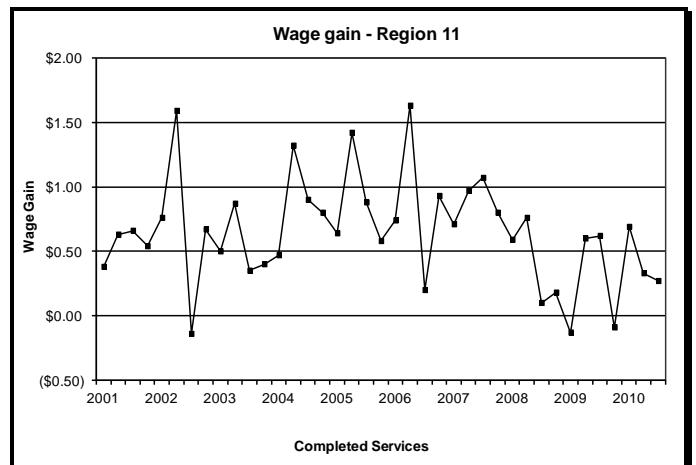
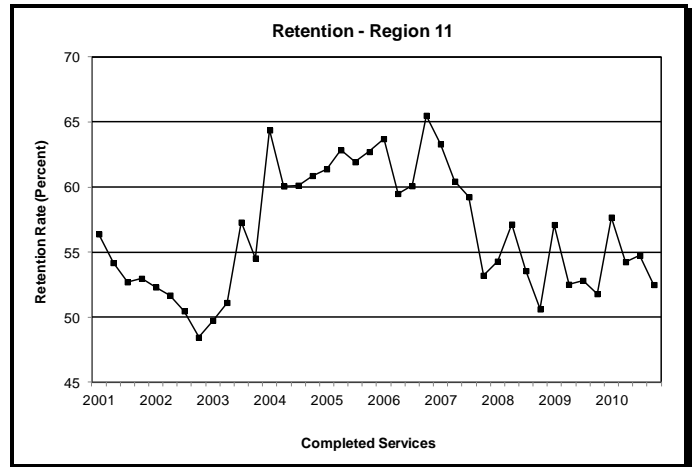
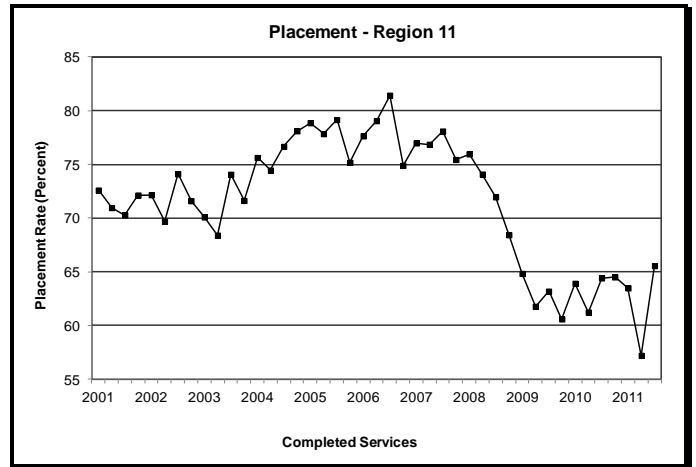
# FAST FACTS

## REGION 11

*PRISM measures how effective Oregon's workforce agencies are at helping people find and keep jobs and improve wages*

- The placement rate increased to 65.6 percent during third quarter 2011. The placement rate increased by 8.4 percentage points from the previous quarter's rate of 57.2 percent, the largest one-quarter increase on record.
- Retention, which measures continued employment, was 52.5 percent during the fourth quarter of 2010. The retention rate decreased 2.2 percentage points from the previous quarter's rate of 54.7 percent, and was slightly below the year-ago rate of 52.8 percent.
- During third quarter 2010, the average hourly wage gain after one year of work was \$0.27. This wage showed a one-quarter decrease of \$0.06 and was \$0.35 less than the year-ago wage gain of \$0.62.

More definition on each of these measures can be found at [www.Oregon.gov/PRISM](http://www.Oregon.gov/PRISM).



|  | Current Qtr<br>Jul-Sep<br>2011 | Prior Qtr<br>Apr-Jun<br>2011 | Last<br>Year Qtr<br>Jul-Sep<br>2010 |
|--|--------------------------------|------------------------------|-------------------------------------|
| <u>Placement</u>                       |                                |                              |                                     |
| All Regions                            | 69.0%                          | 62.2%                        | 66.4%                               |
| Region 11                              | 65.6%                          | 57.2%                        | 64.4%                               |
|  | Oct-Dec<br>2010                | Jul-Sep<br>2010              | Oct-Dec<br>2009                     |
| <u>Retention</u>                       |                                |                              |                                     |
| All Regions                            | 58.4%                          | 59.5%                        | 57.4%                               |
| Region 11                              | 52.5%                          | 54.7%                        | 52.8%                               |
|  | Jul-Sep<br>2010                | Apr-Jun<br>2010              | Jul-Sep<br>2009                     |
| <u>Wage Gain</u>                       |                                |                              |                                     |
| All Regions                            | \$0.76                         | \$1.11                       | \$0.27                              |
| Region 11                              | \$0.27                         | \$0.33                       | \$0.62                              |
| <u>Highest-Performing Industry</u>     |                                |                              |                                     |
| Retention Rate – Information           |                                |                              | 63.6%                               |
| Wage Gain – Information                |                                |                              | \$5.62                              |
| <u>Lowest-Performing Industry</u>      |                                |                              |                                     |
| Retention Rate – Agriculture, Forestry |                                |                              | 35.6%                               |
| Wage Gain – Finance and Insurance      |                                |                              | -\$4.89                             |