



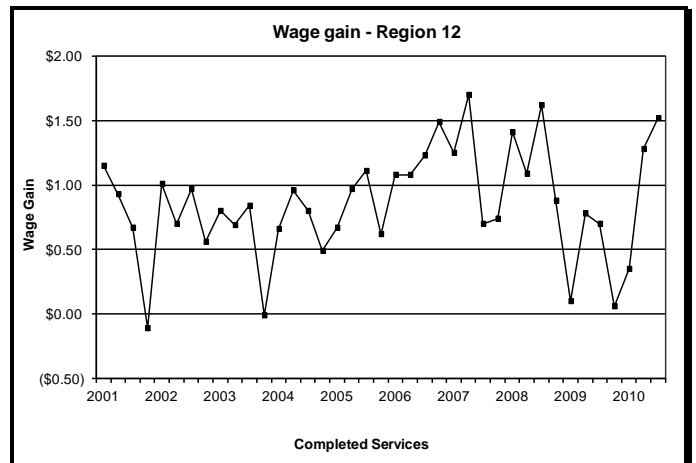
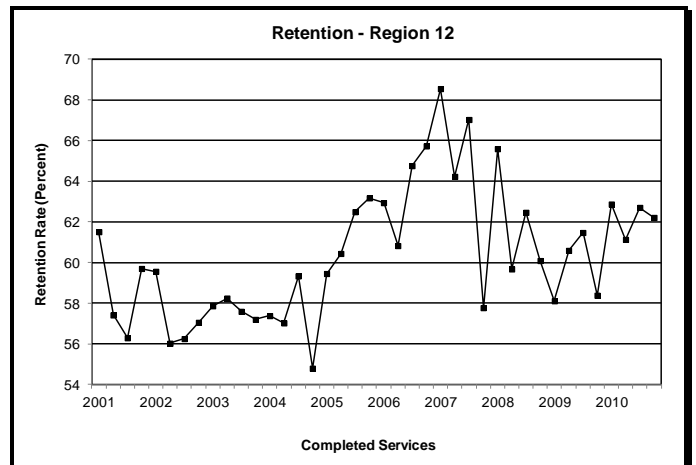
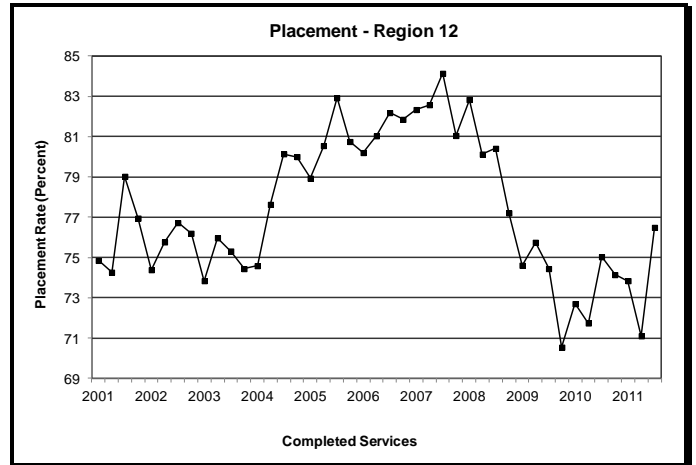
FAST FACTS

REGION 12

PRISM measures how effective Oregon's workforce agencies are at helping people find and keep jobs and improve wages

- The placement rate increased to 76.5 percent during third quarter 2011. The placement rate increased by 5.4 percentage points from the previous quarter's rate of 71.1 percent, the largest one-quarter increase on record.
- Retention, which measures continued employment, was 62.2 percent during the fourth quarter of 2010. The retention rate decreased slightly by 0.5 percentage points from the previous quarter's rate of 62.7 percent, and was higher the year-ago rate of 58.4 percent.
- During third quarter 2010, the average hourly wage gain after one year of work was \$1.52. This wage showed a one-quarter decrease of \$0.24 and was \$0.82 more than the year-ago wage gain of \$0.70.

More definition on each of these measures can be found at www.Oregon.gov/PRISM.



	Current Qtr	Prior Qtr	Last Year Qtr
	Jul-Sep	Apr-Jun	Jul-Sep
<u>Placement</u>	2011	2011	2010
All Regions	69.0%	62.2%	66.4%
Region 12	76.5%	71.1%	75.0%
	Oct-Dec	Jul-Sep	Oct-Dec
<u>Retention</u>	2010	2010	2009
All Regions	58.4%	59.5%	57.4%
Region 12	62.2%	62.7%	58.4%
	Jul-Sep	Apr-Jun	Jul-Sep
<u>Wage Gain</u>	2010	2010	2009
All Regions	\$0.76	\$1.11	\$0.27
Region 12	\$1.52	\$1.28	\$0.70
<u>Highest-Performing Industry</u>			
Retention Rate – Information			85.7%
Wage Gain – Administrative & Waste Serv.			\$3.26
<u>Lowest-Performing Industry</u>			
Retention Rate – Administrative & Waste Serv.			50.6%
Wage Gain – Utilities			-\$3.85