



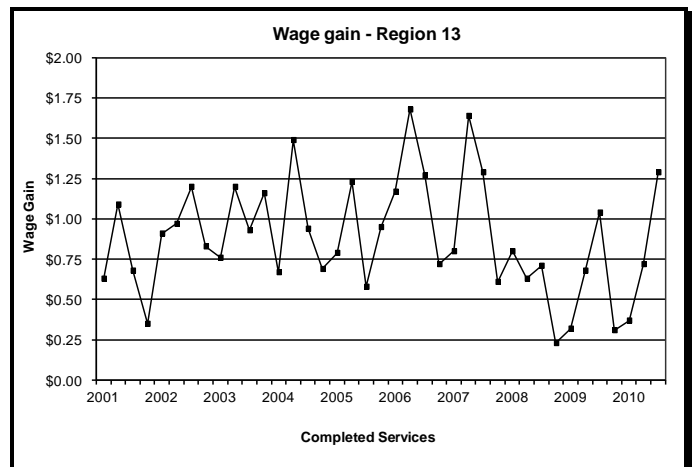
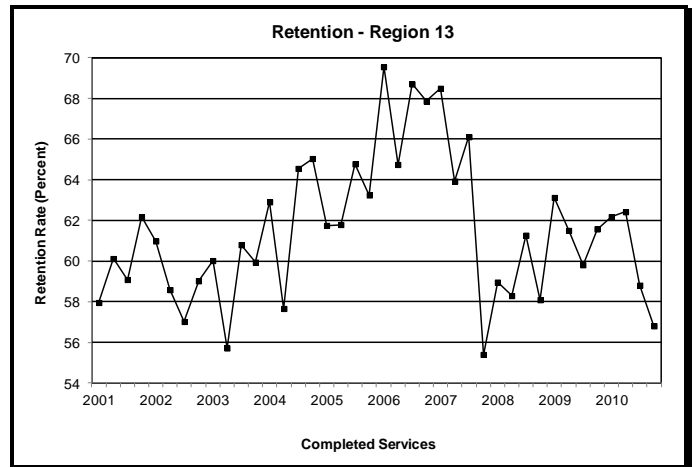
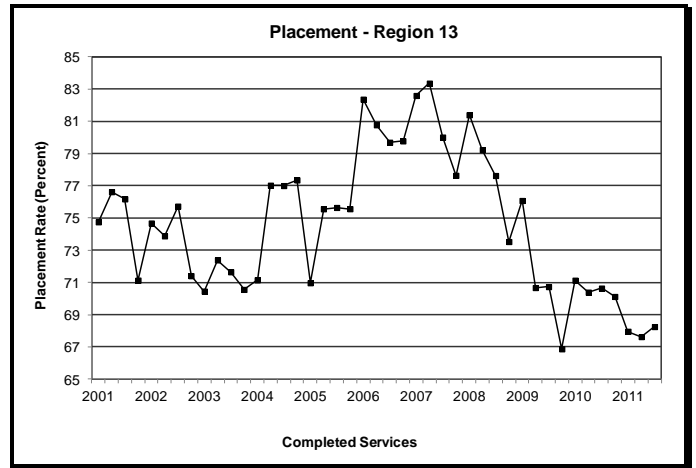
FAST FACTS

REGION 13

PRISM measures how effective Oregon's workforce agencies are at helping people find and keep jobs and improve wages

- The placement rate increased to 68.3 percent during third quarter 2011. The placement rate increased by 0.7 percentage points from the previous quarter's rate of 67.6 percent.
- Retention, which measures continued employment, was 58.6 percent during the fourth quarter of 2010. The retention rate decreased by 2 percentage points from the previous quarter's rate of 58.8 percent, and was less the year-ago rate of 61.6 percent.
- During third quarter 2010, the average hourly wage gain after one year of work was \$1.29. This wage showed a one-quarter increase of \$0.57 and was \$0.25 more than the year-ago wage gain of \$1.04.

More definition on each of these measures can be found at www.Oregon.gov/PRISM.



	Current Qtr Jul-Sep 2011	Prior Qtr Apr-Jun 2011	Last Year Qtr Jul-Sep 2010
<u>Placement</u>			
All Regions	69.0%	62.2%	66.4%
Region 13	68.3%	67.6%	70.1%
	Oct-Dec 2010	Jul-Sep 2010	Oct-Dec 2009
<u>Retention</u>			
All Regions	58.4%	59.5%	57.4%
Region 13	56.8%	58.8%	61.6%
	Jul-Sep 2010	Apr-Jun 2010	Jul-Sep 2009
<u>Wage Gain</u>			
All Regions	\$0.76	\$1.11	\$0.27
Region 13	\$1.29	\$0.72	\$1.04
<u>Highest-Performing Industry</u>			
Retention Rate – Utilities			100.0%
Wage Gain – Finance and Insurance			\$7.93
<u>Lowest-Performing Industry</u>			
Retention Rate – Arts, Entertainment, and Rec.			24.4%
Wage Gain – Management of Companies			-\$2.54