



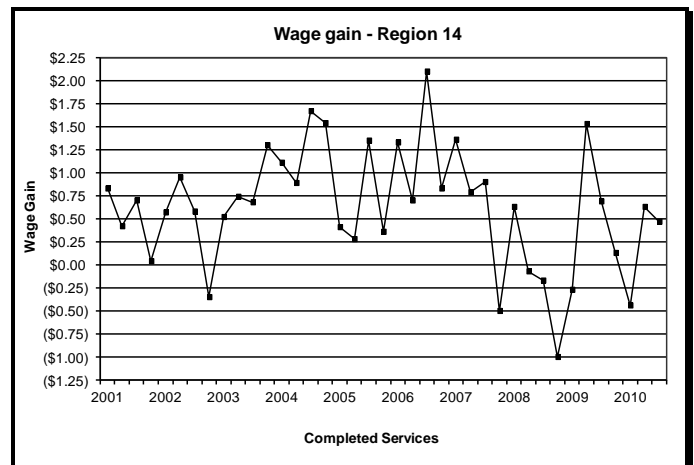
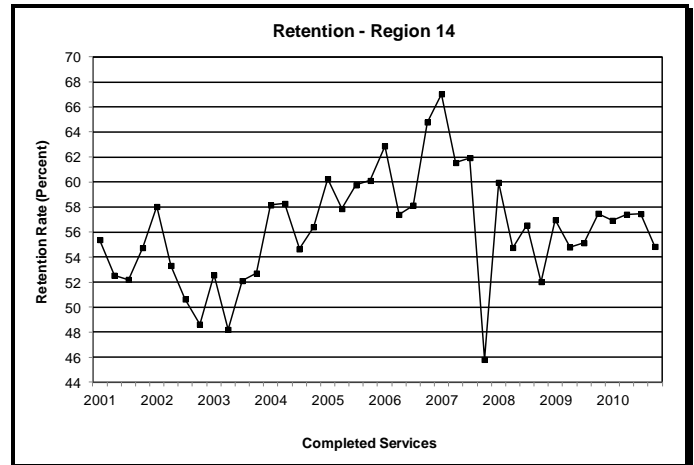
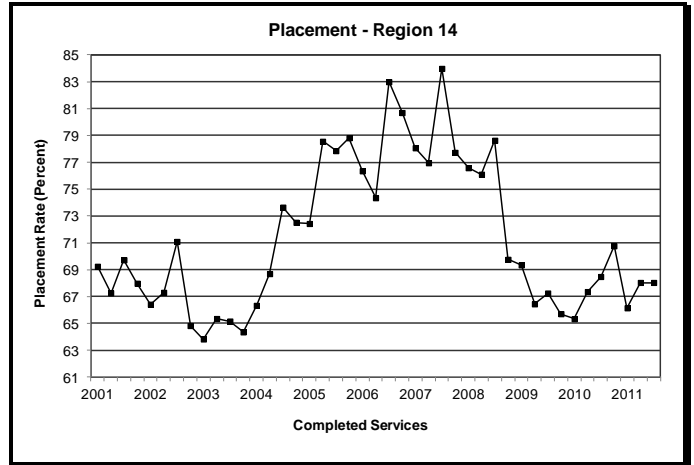
# FAST FACTS

## REGION 14

*PRISM measures how effective Oregon's workforce agencies are at helping people find and keep jobs and improve wages*

- The placement rate remained unchanged during third quarter 2011. The rate was 68 percent and is 0.5 percentage points below the year-ago rate of 68.5 percent.
- Retention, which measures continued employment, was 54.8 percent during the fourth quarter of 2010. The retention rate decreased by 2.7 percentage points from the previous quarter's rate of 57.5 percent, and was 2.7 percentage points below the year-ago rate of 57.5 percent.
- During third quarter 2010, the average hourly wage gain after one year of work was \$0.47. This wage showed a one-quarter decrease of \$0.16 and was \$0.22 more than the year-ago wage gain of \$0.69.

More definition on each of these measures can be found at [www.Oregon.gov/PRISM](http://www.Oregon.gov/PRISM).



	Current Qtr Jul-Sep	Prior Qtr Apr-Jun	Last Year Qtr Jul-Sep
<u>Placement</u>			
All Regions	69.0%	62.2%	66.4%
Region 14	68.0%	68.0%	68.5%
	Oct-Dec 2010	Jul-Sep 2010	Oct-Dec 2009
<u>Retention</u>			
All Regions	58.4%	59.5%	57.4%
Region 14	54.8%	57.5%	57.5%
	Jul-Sep 2010	Apr-Jun 2010	Jul-Sep 2009
<u>Wage Gain</u>			
All Regions	\$0.76	\$1.11	\$0.27
Region 14	\$0.47	\$0.63	\$0.69
<u>Highest-Performing Industry</u>			
Retention Rate – Trans. and Warehousing			67.5%
Wage Gain – Arts, Entertainment, and Rec.			\$2.65
<u>Lowest-Performing Industry</u>			
Retention Rate – Public Administration			36.7%
Wage Gain – Manufacturing			-\$2.20