



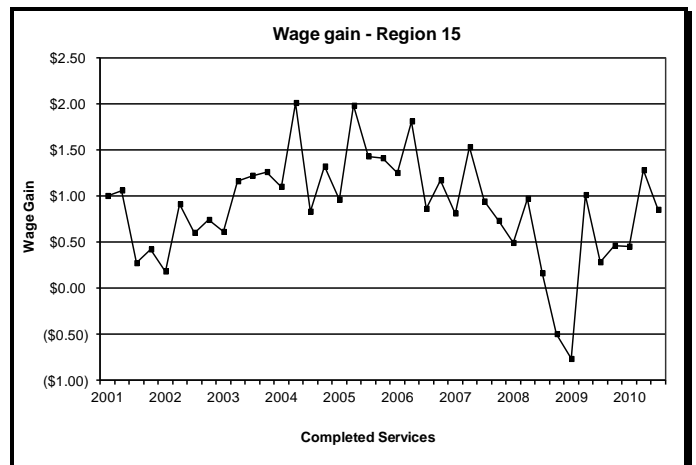
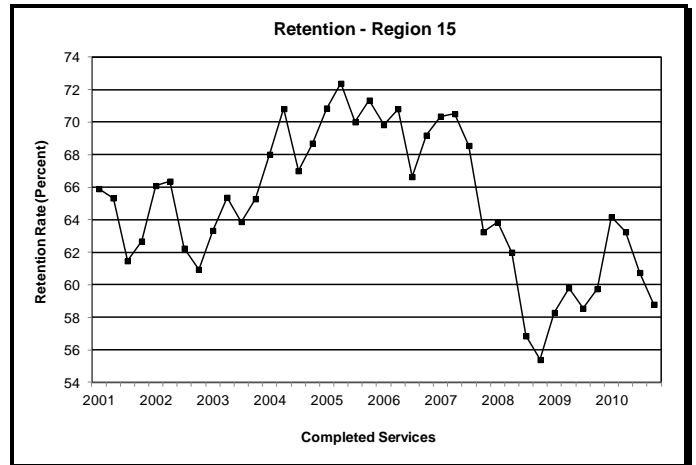
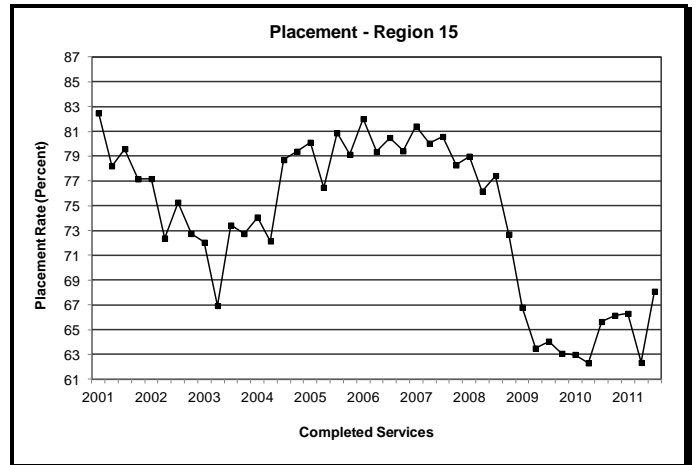
FAST FACTS

REGION 15

PRISM measures how effective Oregon's workforce agencies are at helping people find and keep jobs and improve wages

- The placement rate increased to 68.1 percent during third quarter 2011. The placement rate increased by 5.8 percentage points from the previous quarter's rate of 62.3 percent.
- Retention, which measures continued employment, was 58.8 percent during the fourth quarter of 2010. The retention rate decreased by 2 percentage points from the previous quarter's rate of 60.8 percent, and was slightly higher the year-ago rate of 58.6 percent.
- During third quarter 2010, the average hourly wage gain after one year of work was \$0.85. This wage showed a one-quarter decrease of \$0.43 and was \$0.57 more than the year-ago wage gain of \$0.28.

More definition on each of these measures can be found at www.Oregon.gov/PRISM.



	Current Qtr	Prior Qtr	Last Year Qtr
	Jul-Sep	Apr-Jun	Jul-Sep
<u>Placement</u>	2011	2011	2010
All Regions	69.0%	62.2%	66.4%
Region 15	68.1%	62.3%	65.6%
	Oct-Dec	Jul-Sep	Oct-Dec
<u>Retention</u>	2010	2010	2009
All Regions	58.4%	59.5%	57.4%
Region 15	58.8%	60.8%	58.6%
	Jul-Sep	Apr-Jun	Jul-Sep
<u>Wage Gain</u>	2010	2010	2009
All Regions	\$0.76	\$1.11	\$0.27
Region 15	\$0.85	\$1.28	\$0.28
<u>Highest-Performing Industry</u>			
Retention Rate – Management of Companies			71.4%
Wage Gain – Administrative and Waste Serv.			\$2.37
<u>Lowest-Performing Industry</u>			
Retention Rate – Public Administration			45.4%
Wage Gain – Management of Companies			-\$6.30