



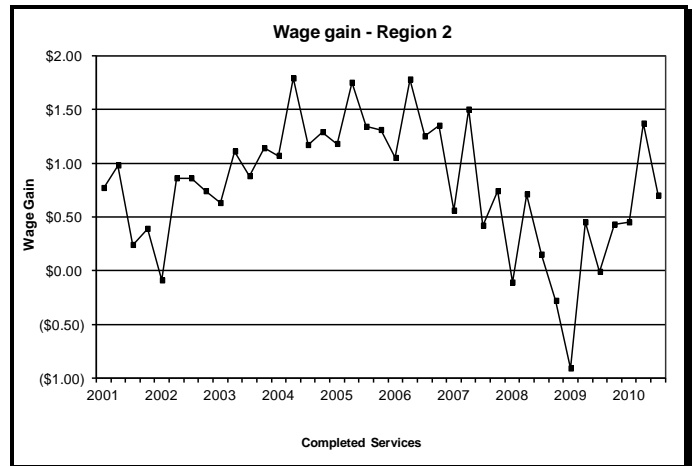
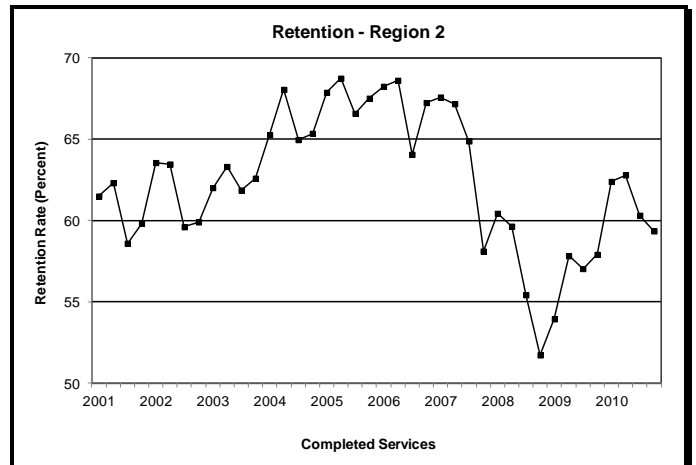
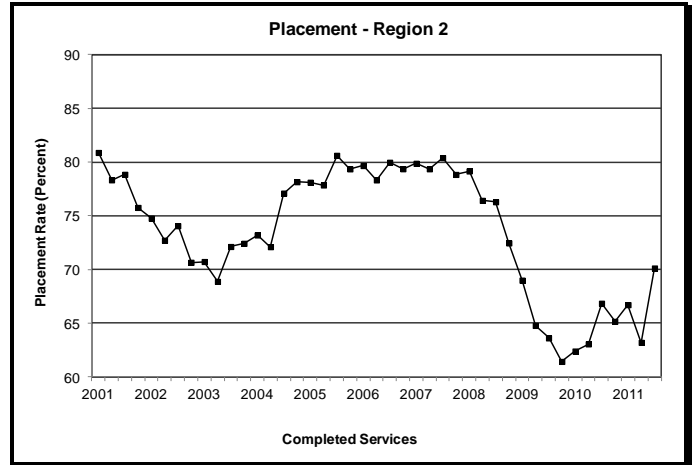
FAST FACTS

REGION 2

PRISM measures how effective Oregon's workforce agencies are at helping people find and keep jobs and improve wages

- The placement rate increased to 70.1 percent during third quarter 2011. The placement rate increased by 6.9 percentage points from the previous quarter's rate of 63.2 percent, the largest one-quarter increase on record.
- Retention, which measures continued employment, decreased to 59.4 percent during the fourth quarter of 2010. The retention rate decreased by 0.9 percentage points from the previous quarter's rate of 60.3 percent.
- During third quarter 2010, the average hourly wage gain after one year of work was \$0.70. This wage gain showed a one-quarter decrease of \$0.67 and a gain of \$0.69 over the year.

More definition on each of these measures can be found at www.Oregon.gov/PRISM.



	Current Qtr	Prior Qtr	Last Year Qtr
	Jul-Sep	Apr-Jun	Jul-Sep
<u>Placement</u>	2011	2011	2010
All Regions	69.0%	62.2%	66.4%
Region 2	70.1%	63.2%	66.8%
	Oct-Dec	Jul-Sep	Oct-Dec
<u>Retention</u>	2010	2010	2009
All Regions	58.4%	59.5%	57.4%
Region 2	59.4%	60.3%	57.9%
	Jul-Sep	Apr-Jun	Jul-Sep
<u>Wage Gain</u>	2010	2010	2009
All Regions	\$0.76	\$1.11	\$0.27
Region 2	\$0.70	\$1.37	-\$0.01
<u>Highest-Performing Industry</u>			
Retention Rate – Management of Companies			69.2%
Wage Gain – Utilities			\$3.91
<u>Lowest-Performing Industry</u>			
Retention Rate – Utilities			37.7%
Wage Gain – Mining			-\$4.75