

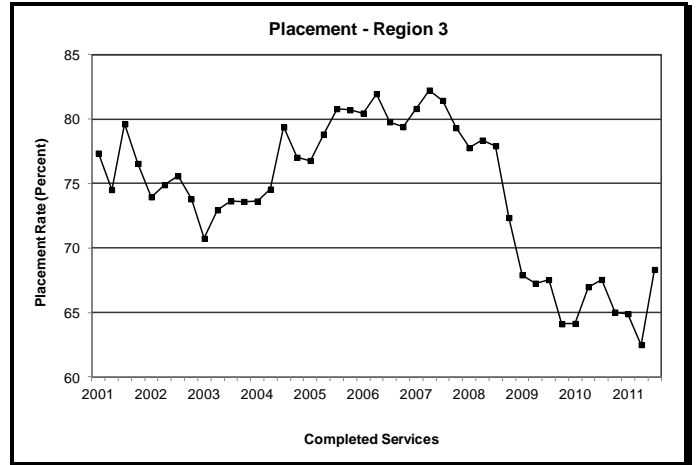


FAST FACTS

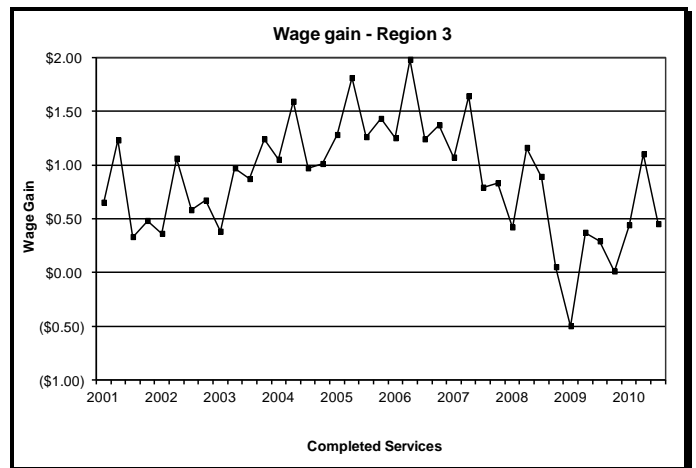
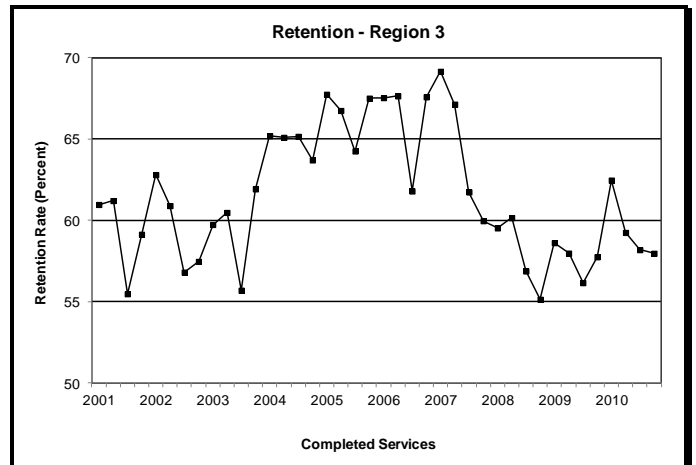
REGION 3

PRISM measures how effective Oregon's workforce agencies are at helping people find and keep jobs and improve wages

- The placement rate increased to 68.3 percent in third quarter 2011 from 62.5 percent in the prior quarter, an increase by 5.8 percentage points from the previous quarter's rate and the largest one-quarter increase on record.
- Retention, which measures continued employment, was 58 percent during the fourth quarter of 2010. The retention rate fell by 0.2 percentage points from the previous quarter's rate of 58.2 percent.
- During third quarter 2010, the average hourly wage gain after one year of work was \$0.45. This wage gain showed a one-quarter decrease of \$0.65. The change over the year was a gain of \$0.16.



More definition on each of these measures can be found at www.Oregon.gov/PRISM.



	Current Qtr Jul-Sep 2011	Prior Qtr Apr-Jun 2011	Last Year Qtr Jul-Sep 2010
<u>Placement</u>			
All Regions	69.0%	62.2%	66.4%
Region 3	68.3%	62.5%	67.5%
	Oct-Dec 2010	Jul-Sep 2010	Oct-Dec 2009
<u>Retention</u>			
All Regions	58.4%	59.5%	57.4%
Region 3	58.0%	58.2%	57.8%
	Jul-Sep 2010	Apr-Jun 2010	Jul-Sep 2009
<u>Wage Gain</u>			
All Regions	\$0.76	\$1.11	\$0.27
Region 3	\$0.45	\$1.10	\$0.29
<u>Highest-Performing Industry</u>			
Retention Rate – Wholesale Trade			70.1%
Wage Gain – Arts, Entertainment, Recreation			\$1.47
<u>Lowest-Performing Industry</u>			
Retention Rate – Utilities			36.8%
Wage Gain – Management of Companies			-\$10.45