



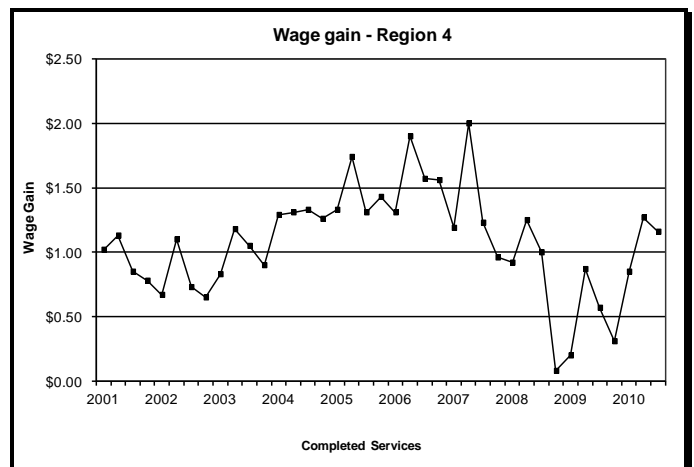
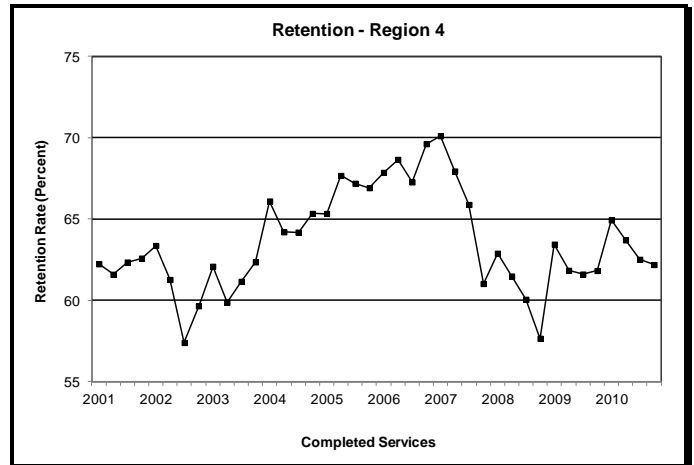
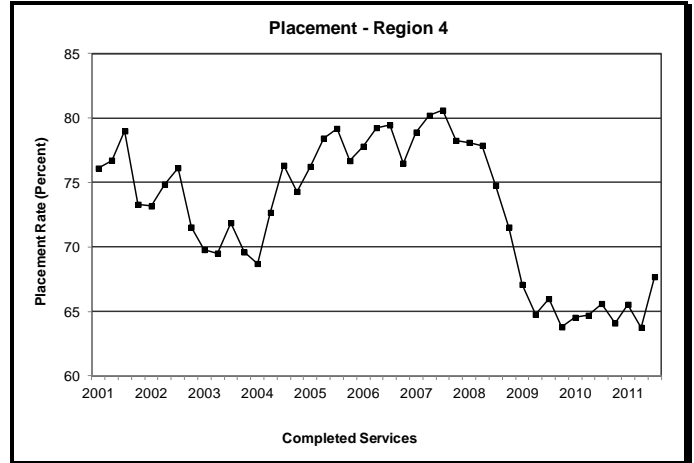
FAST FACTS

REGION 4

PRISM measures how effective Oregon's workforce agencies are at helping people find and keep jobs and improve wages

- The placement rate increased to 67.7 percent in third quarter 2011 from 63.8 percent in the prior quarter, an increase of 3.9 percentage points. The placement rate increased by 2.1 percentage points from the year-ago rate of 65.6 percent.
- Retention, which measures continued employment, decreased to 62.2 percent during the fourth quarter of 2010. The retention rate fell by 0.3 percentage points from the previous quarter's rate of 62.5 percent.
- During the third quarter of 2010, the average hourly wage gain after one year of work was \$1.16. This wage gain showed a one-quarter decrease of \$0.11 and was \$0.59 more than the year-ago wage gain of \$0.57.

More definition on each of these measures can be found at www.Oregon.gov/PRISM.



	Current Qtr Jul-Sep 2011	Prior Qtr Apr-Jun 2011	Last Year Qtr Jul-Sep 2010
<u>Placement</u>			
All Regions	69.0%	62.2%	66.4%
Region 4	67.7%	63.8%	65.6%
	Oct-Dec 2010	Jul-Sep 2010	Oct-Dec 2009
<u>Retention</u>			
All Regions	58.4%	59.5%	57.4%
Region 4	62.2%	62.5%	61.8%
	Jul-Sep 2010	Apr-Jun 2010	Jul-Sep 2009
<u>Wage Gain</u>			
All Regions	\$0.76	\$1.11	\$0.27
Region 4	\$1.16	\$1.27	\$0.57
<u>Highest-Performing Industry</u>			
Retention Rate – Utilities			80.0%
Wage Gain – Information			\$3.63
<u>Lowest-Performing Industry</u>			
Retention Rate – Arts, Entertainment, Rec.			49.6%
Wage Gain – Management of Companies			-\$6.15

