



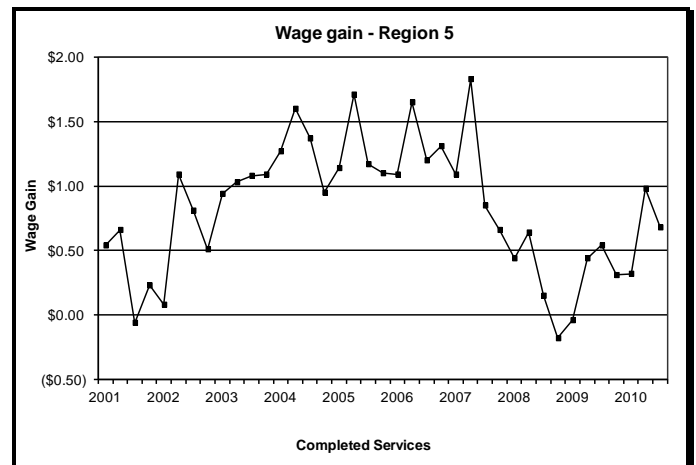
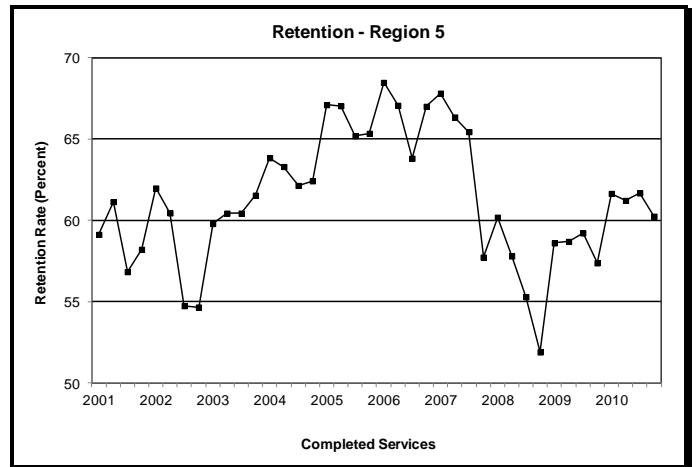
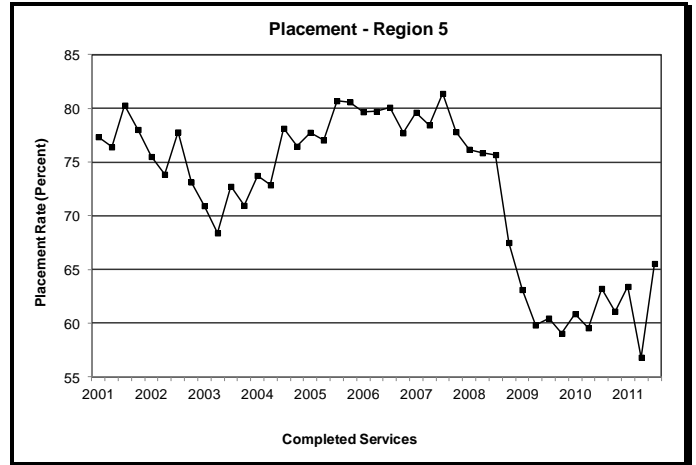
FAST FACTS

REGION 5

PRISM measures how effective Oregon's workforce agencies are at helping people find and keep jobs and improve wages

- The placement rate increased to 65.5 percent in third quarter 2011 from 56.8 percent in the prior quarter. The rate increased by 8.7 percentage points, the largest one-quarter increase on record.
- Retention, which measures continued employment, was 60.2 percent during the fourth quarter of 2010. The retention rate fell by 1.5 percentage points from the previous quarter's rate of 61.7 percent.
- During third quarter 2010, the average hourly wage gain after one year of work was \$1.16. This wage gain showed a one-quarter decrease of \$0.11. The change over the year was a gain of \$0.59.

More definition on each of these measures can be found at www.Oregon.gov/PRISM.



	Current Qtr	Prior Qtr	Last Year Qtr
	Jul-Sep	Apr-Jun	Jul-Sep
<u>Placement</u>	2011	2011	2010
All Regions	69.0%	62.2%	66.4%
Region 5	65.5%	56.8%	63.2%
	Oct-Dec	Jul-Sep	Oct-Dec
	2010	2010	2009
<u>Retention</u>			
All Regions	58.4%	59.5%	57.4%
Region 5	60.2%	61.7%	57.4%
	Jul-Sep	Apr-Jun	Jul-Sep
	2010	2010	2009
<u>Wage Gain</u>			
All Regions	\$0.76	\$1.11	\$0.27
Region 5	\$1.16	\$1.27	\$0.57
<u>Highest-Performing Industry</u>			
Retention Rate – Mining, Quarrying			84.6%
Wage Gain – Utilities			\$3.95
<u>Lowest-Performing Industry</u>			
Retention Rate – Management of Companies			42.9%
Wage Gain – Management of Companies			-\$2.68