



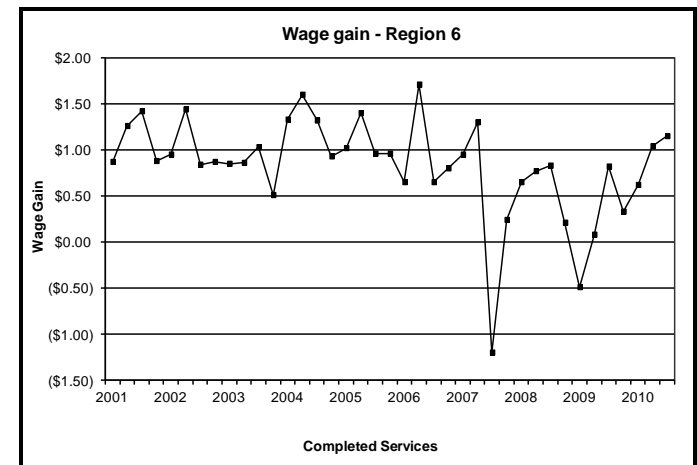
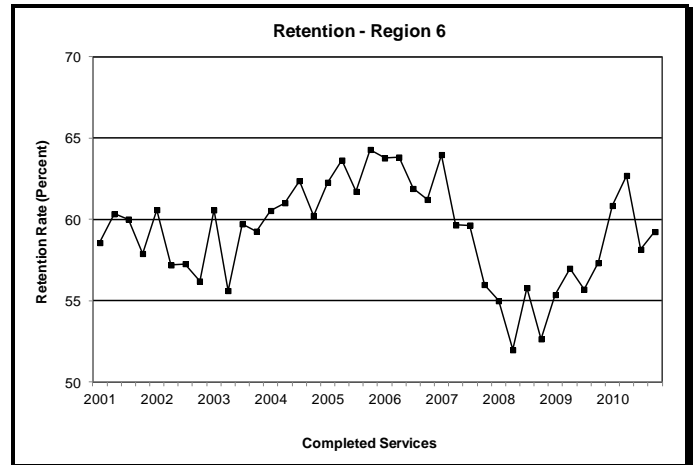
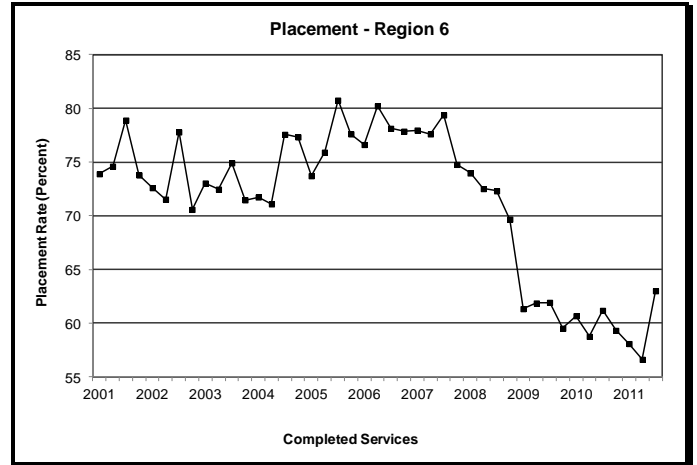
FAST FACTS

REGION 6

PRISM measures how effective Oregon's workforce agencies are at helping people find and keep jobs and improve wages

- The placement rate increased to 63 percent in third quarter 2011 from 56.6 percent in the prior quarter. The placement rate increased by 1.8 percentage points from the year-ago rate of 61.2 percent.
- Retention, which measures continued employment, increased to 59.2 percent during the fourth quarter of 2010. The retention rate increased by 1 percentage point from the previous quarter's rate of 58.2 percent.
- During the third quarter of 2010, the average hourly wage gain after one year of work was \$1.15. This wage gain showed a one-quarter increase of \$0.11 and was \$0.33 more than the year-ago wage gain of \$0.82.

More definition on each of these measures can be found at www.Oregon.gov/PRISM.



	Current Qtr Jul-Sep 2011	Prior Qtr Apr-Jun 2011	Last Year Qtr Jul-Sep 2010
<u>Placement</u>			
All Regions	69.0%	62.2%	66.4%
Region 6	63.0%	56.6%	61.2%
	Oct-Dec 2010	Jul-Sep 2010	Oct-Dec 2009
<u>Retention</u>			
All Regions	58.4%	59.5%	57.4%
Region 6	59.2%	58.2%	57.3%
	Jul-Sep 2010	Apr-Jun 2010	Jul-Sep 2009
<u>Wage Gain</u>			
All Regions	\$0.76	\$1.11	\$0.27
Region 6	\$1.15	\$1.04	\$0.82
<u>Highest-Performing Industry</u>			
Retention Rate – Utilities			77.8%
Wage Gain – Information			\$10.90
<u>Lowest-Performing Industry</u>			
Retention Rate – Professional and Tech. Serv.			43.2%
Wage Gain – Educational Services			-\$0.99

