

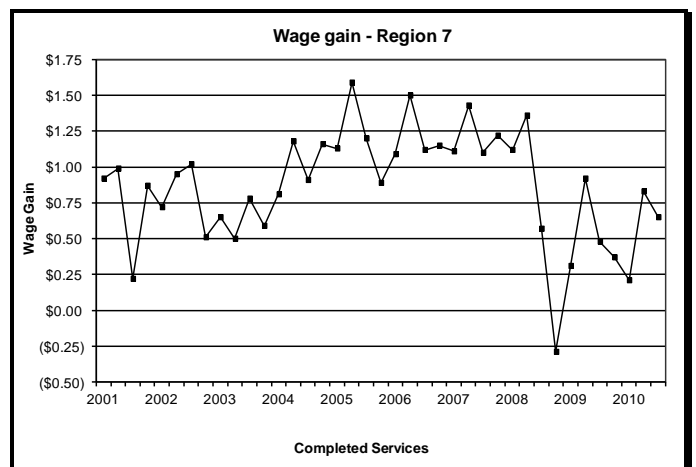
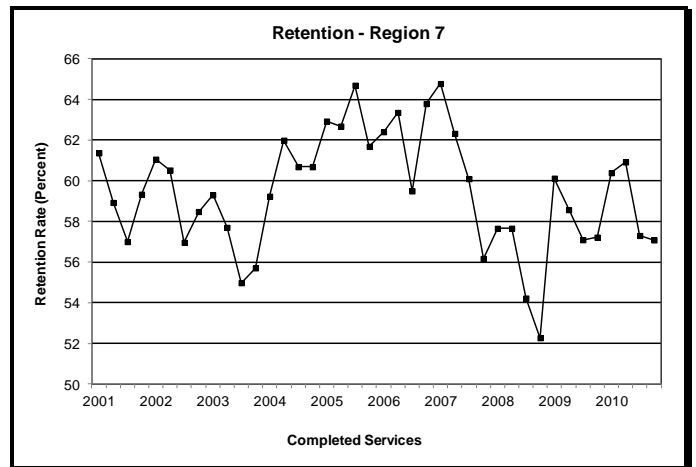
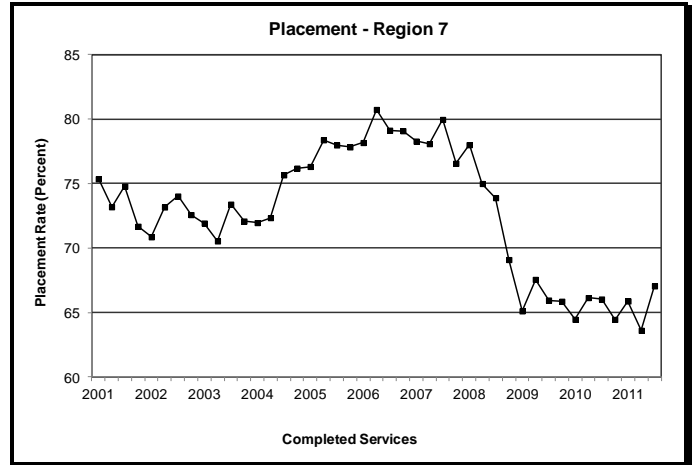


# FAST FACTS

## REGION 7

*PRISM measures how effective Oregon's workforce agencies are at helping people find and keep jobs and improve wages*

- The placement rate increased to 67.1 percent in third quarter 2011 from 63.3 percent in the prior quarter, an increase of 3.5 percentage points. The placement rate increased by 1.1 percentage points from the year-ago rate of 66 percent.
- Retention, which measures continued employment, decreased to 57.1 percent during the fourth quarter of 2010. The retention rate increased by 0.2 percentage points from the previous quarter's rate of 57.3 percent.
- During the third quarter of 2010, the average hourly wage gain after one year of work was \$0.65. This wage gain showed a one-quarter decrease of \$0.18 and was \$0.17 more than the year-ago wage gain of \$0.48.



More definition on each of these measures can be found at [www.Oregon.gov/PRISM](http://www.Oregon.gov/PRISM).

	Current Qtr	Prior Qtr	Last Year Qtr
	Jul-Sep	Apr-Jun	Jul-Sep
<u>Placement</u>	2011	2011	2010
All Regions	69.0%	62.2%	66.4%
Region 7	67.1%	63.6%	66.0%
	Oct-Dec	Jul-Sep	Oct-Dec
	2010	2010	2009
<u>Retention</u>			
All Regions	58.4%	59.5%	57.4%
Region 7	57.1%	57.3%	57.2%
	Jul-Sep	Apr-Jun	Jul-Sep
	2010	2010	2009
<u>Wage Gain</u>			
All Regions	\$0.76	\$1.11	\$0.27
Region 7	\$0.65	\$0.83	\$0.48
<u>Highest-Performing Industry</u>			
Retention Rate – Wholesale Trade			75.6%
Wage Gain – Mining, Quarrying			\$9.48
<u>Lowest-Performing Industry</u>			
Retention Rate – Arts, Entertainment, Rec.			28.6%
Wage Gain – Real Estate and Rental			-\$2.38