



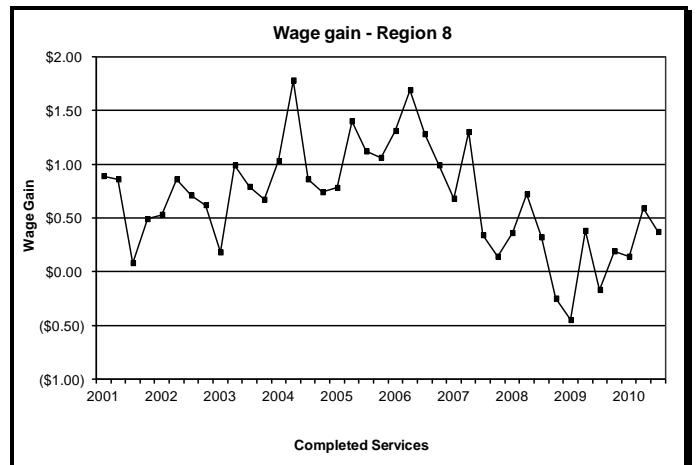
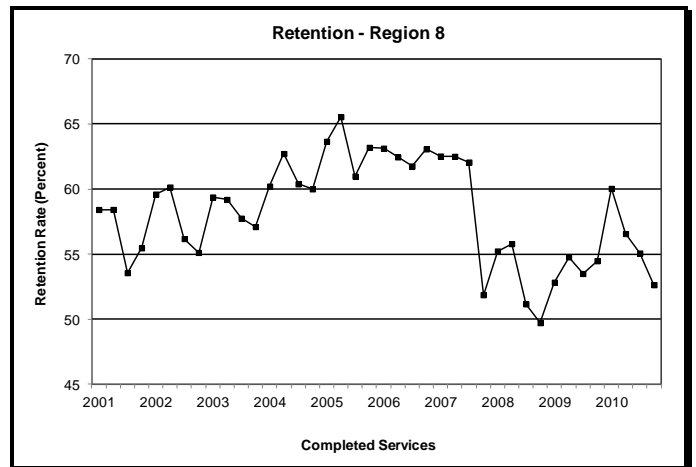
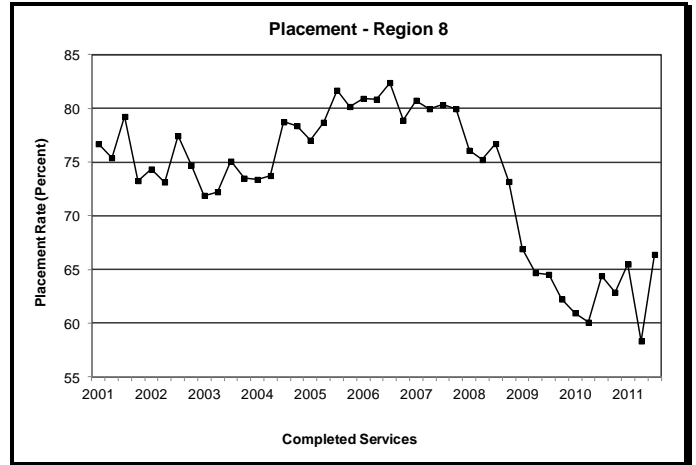
# FAST FACTS

## REGION 8

*PRISM measures how effective Oregon's workforce agencies are at helping people find and keep jobs and improve wages*

- The placement rate increased to 66.4 percent during third quarter 2011. The placement rate increased by 8.1 percentage points from the previous quarter's rate of 58.3 percent, the largest one-quarter increase on record.
- Retention, which measures continued employment, fell to 52.6 percent during fourth quarter 2010. The retention rate decreased 2.5 percentage points from the previous quarter's 52.6 percent rate. Over-the-year the retention rate dropped by 1.9 percentage points.
- During third quarter 2010, the average hourly wage gain after one year of work was \$0.37. Wage gain showed a one-quarter decrease of \$0.22, and was up \$0.54 from the year-ago wage gain of -\$0.17.

More definition on each of these measures can be found at [www.Oregon.gov/PRISM](http://www.Oregon.gov/PRISM).



	Current Qtr Jul-Sep 2011	Prior Qtr Apr-Jun 2011	Last Year Qtr Jul-Sep 2010
<u>Placement</u>			
All Regions	69.0%	62.2%	66.4%
Region 8	66.4%	58.3%	64.1%
	Oct-Dec 2010	Jul-Sep 2010	Oct-Dec 2009
<u>Retention</u>			
All Regions	58.4%	59.5%	57.4%
Region 8	52.6%	55.1%	54.5%
	Jul-Sep 2010	Apr-Jun 2010	Jul-Sep 2009
<u>Wage Gain</u>			
All Regions	\$0.76	\$1.11	\$0.27
Region 8	\$0.37	\$0.59	-\$0.17
<u>Highest-Performing Industry</u>			
Retention Rate – Utilities			100.0%
Wage Gain – Professional and Technical Serv.			\$2.55
<u>Lowest-Performing Industry</u>			
Retention Rate – Real Estate and Rental			38.8%
Wage Gain – Management of Companies			-\$14.35