



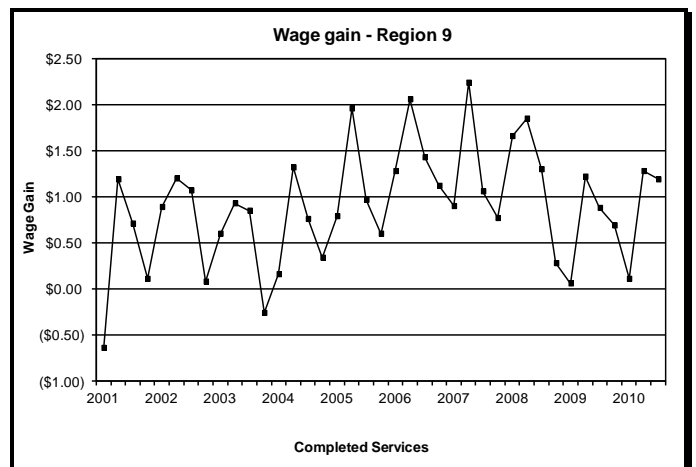
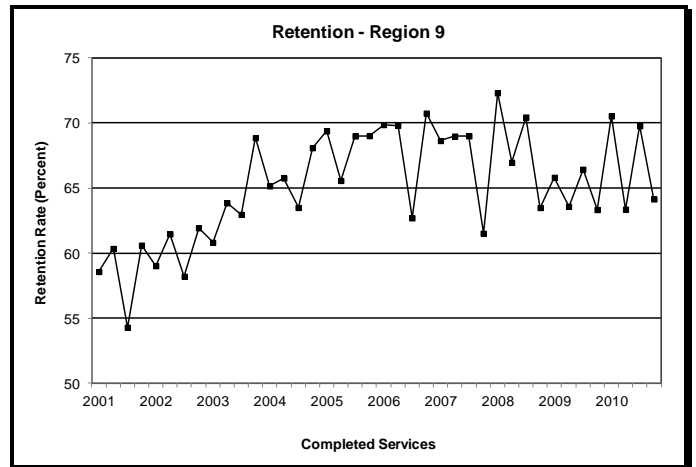
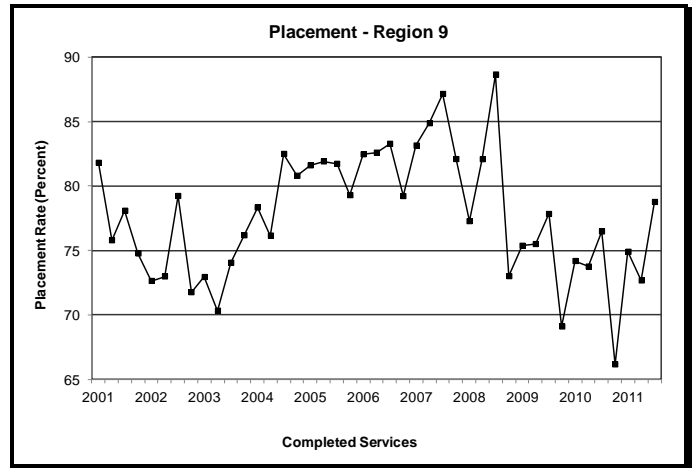
# FAST FACTS

## REGION 9

*PRISM measures how effective Oregon's workforce agencies are at helping people find and keep jobs and improve wages*

- The placement rate increased to 78.8 percent in third quarter 2011 from 72.7 percent in the prior quarter, an increase of 6.1 percentage points. The placement rate decreased by 5 percentage points from the year-ago rate of 73.8 percent.
- Retention, which measures continued employment, decreased to 64.2 percent during the fourth quarter of 2010. The retention rate increased by 5.6 percentage points from the previous quarter's rate of 69.8 percent.
- During the third quarter of 2010, the average hourly wage gain after one year of work was \$1.19. This wage gain showed a one-quarter decrease of \$0.09 and was \$0.31 more than the year-ago wage gain of \$0.88.

More definition on each of these measures can be found at [www.Oregon.gov/PRISM](http://www.Oregon.gov/PRISM).



	Current Qtr Jul-Sep 2011	Prior Qtr Apr-Jun 2011	Last Year Qtr Jul-Sep 2010
<u>Placement</u>			
All Regions	69.0%	62.2%	66.4%
Region 9	78.8%	72.7%	73.8%
	Oct-Dec 2010	Jul-Sep 2010	Oct-Dec 2009
<u>Retention</u>			
All Regions	58.4%	59.5%	57.4%
Region 9	64.2%	69.8%	63.3%
	Jul-Sep 2010	Apr-Jun 2010	Jul-Sep 2009
<u>Wage Gain</u>			
All Regions	\$0.76	\$1.11	\$0.27
Region 9	\$1.19	\$1.28	\$0.88
<u>Highest-Performing Industry</u>			
Retention Rate – Real Estate and Rental			83.3%
Wage Gain – Information			\$6.93
<u>Lowest-Performing Industry</u>			
Retention Rate – Other Services			37.5%
Wage Gain – Transportation and Warehousing			-\$1.05