



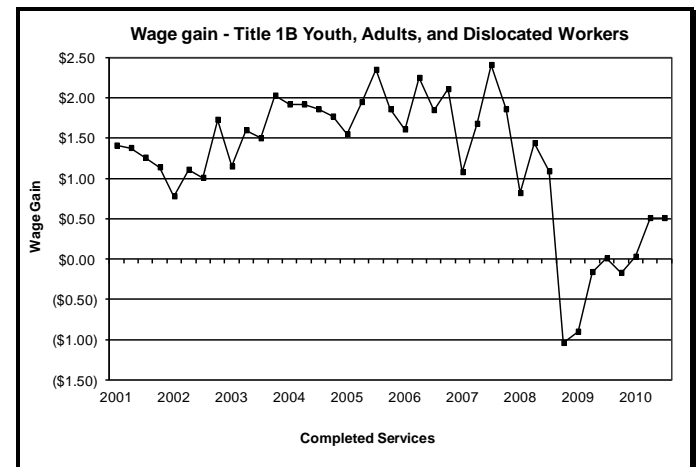
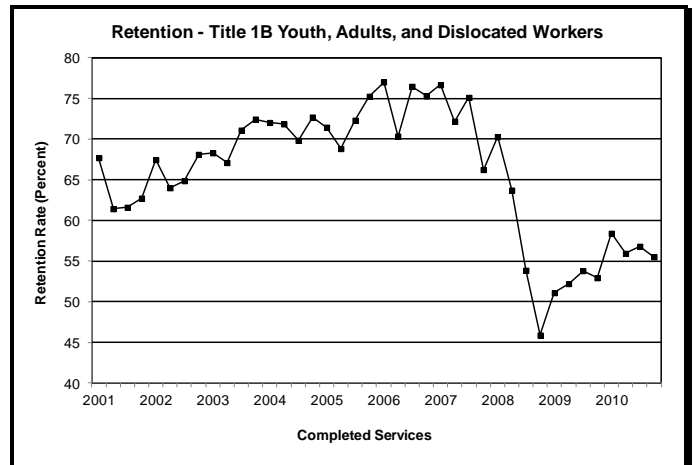
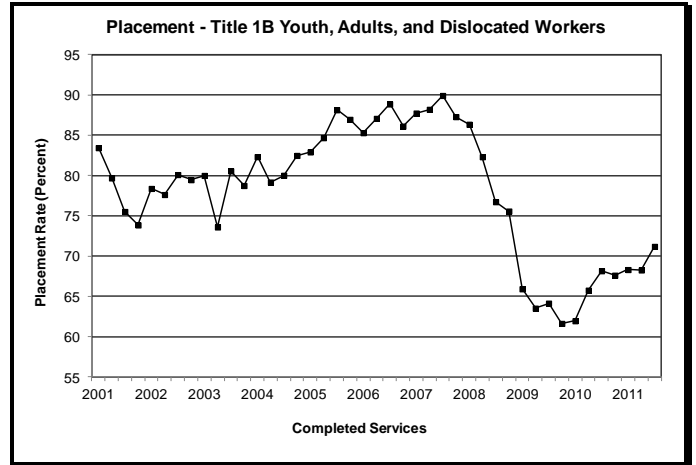
# FAST FACTS

## Title 1B Youth, Adults, and Dislocated Workers

*PRISM measures how effective Oregon's workforce agencies are at helping people find and keep jobs and improve wages*

- During the third quarter of 2011, the placement increased to 71.2 percent – a difference of 2.9 percentage points from the previous quarter's rate of 68.3 percent. The rate stands 3 percentage points above the year-ago rate of 68.2 percent.
- Retention, which measures continued employment, was 55.5 percent during fourth quarter 2010 compared with 56.8 percent during third quarter 2010. The rate was 2.6 percentage points above the year-ago rate of 52.9 percent.
- During third quarter 2010, the average hourly wage gain after one year of work was \$0.51. This wage gain was \$0.50 higher than the year-ago wage gain of -\$0.01.

More definition on each of these measures can be found at [www.Oregon.gov/PRISM](http://www.Oregon.gov/PRISM).



	Current Qtr Jul-Sep	Prior Qtr Apr-Jun	Last Year Qtr Jul-Sep
<u>Placement</u>	71.2%	68.3%	68.2%
<u>Retention</u>	55.5%	56.8%	52.9%
<u>Wage Gain</u>	\$0.51	\$0.51	-\$0.01
<u>Highest-Performing Industry</u>			
Retention Rate – Utilities and Mining			68.8%
Wage Gain – Mining, Quarrying			\$2.64
<u>Lowest-Performing Industry</u>			
Retention Rate – Real Estate, Rental, & Leasing			50.9%
Wage Gain – Management of Companies			-\$6.12

