



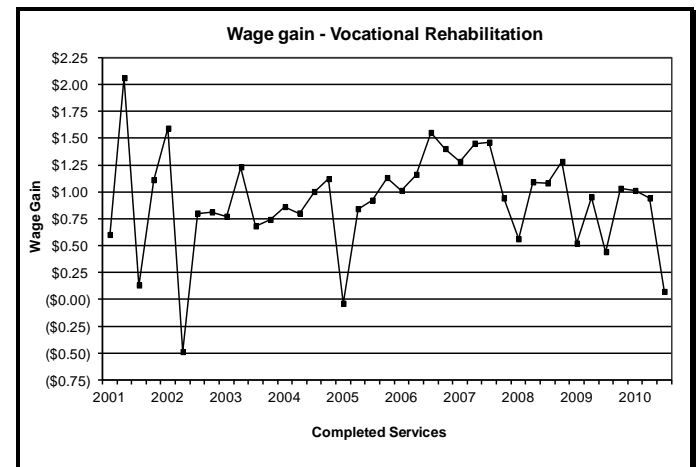
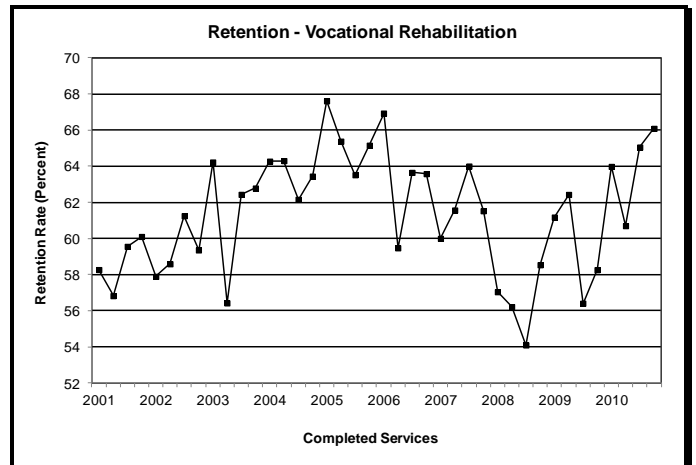
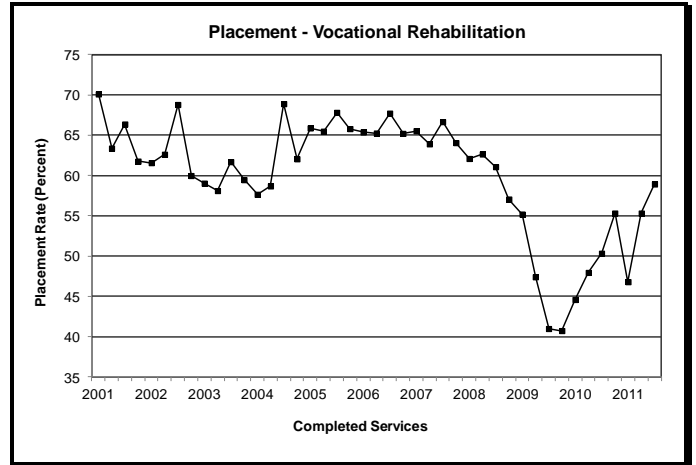
# FAST FACTS

## Vocational Rehabilitation Services

*PRISM measures how effective Oregon's workforce agencies are at helping people find and keep jobs and improve wages*

- The placement rate increased from the previous quarter's rate of 55.3 percent to 58.9 percent during third quarter 2011. The rate increased by 3.6 percentage points from the prior quarter and was 8.6 percentage points above the year-ago rate of 50.3 percent.
- Retention, which measures continued employment, was 66.1 percent during fourth quarter 2010 compared with 65.1 percent during third quarter 2010 – a decrease of 1 percentage point.
- During third quarter 2010, the average hourly wage gain after one year of work was \$0.07. This wage gain showed a one-quarter decrease of \$0.87 and was \$0.37 less than the year-ago wage gain of \$0.44.

More definition on each of these measures can be found at [www.Oregon.gov/PRISM](http://www.Oregon.gov/PRISM).



	Current Qtr	Prior Qtr	Last Year Qtr
<u>Placement</u>	Jul-Sep 2011	Apr-Jun 2011	Jul-Sep 2010
	58.9%	55.3%	50.3%
<u>Retention</u>	Oct-Dec 2010	Jul-Sep 2010	Oct-Dec 2009
	66.1%	65.1%	58.3%
<u>Wage Gain</u>	Jul-Sep 2010	Apr-Jun 2010	Jul-Sep 2009
	\$0.07	\$0.94	\$0.44
<u>Highest-Performing Industry</u>			
Retention Rate – Real Estate		100.0%	
Wage Gain – Arts, Entertainment, Rec		\$4.05	
<u>Lowest-Performing Industry</u>			
Retention Rate – Other Services		42.9%	
Wage Gain – Public Administration		-\$3.59	