

# Local Road and Street Finance Questionnaire Report

FY 2022 State Fiscal Year (July 1, 2021 - June 30, 2022)

## **Background and Purpose**

Oregon's Local Road and Street Finance Questionnaire is conducted each year in order to track annual receipts (Part I), expenditures (Part II), debt information (Part III), and capital outlays on the National Highway System (NHS) (Part IV). Financial information on the NHS is often incomplete as many local jurisdictions' accounting systems do not segregate the expenditures made on NHS segments from undertaken roads and streets work.

Questionnaire information is compiled by the Oregon Department of Transportation (ODOT) to support the Federal Highway Administration's (FHWA's) Local Highway Finance Report (FHWA-536). FHWA-536 information is used to prepare national tables depicting the financing of highway activities at the local jurisdiction level. Combined with other highway finance information, FHWA-536 data permit FHWA to estimate national highway needs and is used in the development of highway policy and programming decisions. Additionally, questionnaire information is shared with the League of Oregon Cities (LOC) and the Association of Oregon Counties (AOC) for their reports to the Legislative Assembly required by ORS 366.790 and ORS 366.774. The Oregon Highway Cost Allocation Study (HCAS), mandated every two years by the Oregon Constitution, also relies on the Local Road and Street Finance Questionnaire for local finance information not available anywhere else.

Finance data is gathered through a survey sent to the directors of finance and public works in all 36 counties, the 4 road assessment districts of Malheur County, and Oregon cities with populations of 5,000 or more (determined by the latest annual population estimates prepared by Portland State University's Population Research Center).

The survey response rate of local jurisdictions for state fiscal year (FY) 2022 survey is 100% -- up from the FY 2021 rate of 99.14%, when 115 of 116 eligible jurisdictions submitted surveys. While a number of jurisdictions noted significant challenges in completing the FY 2022 questionnaire, no jurisdiction failed to submit a completed survey. The cities of Estacada, King City, Tillamook and Veneta submitted their first survey response this year, having grown to a population of more than 5,000 in the last year. With the addition of the four new cities this year, a total of 120 jurisdictions received and submitted

completed surveys.

The Local Road and Street Survey reports Total Funds Available (Total Receipts + Beginning Balance) and Total Funds Accounted (Total Disbursements + Ending Balance) for roads and Streets in each of Oregon's 36 counties, Malheur's four road districts and 80 cities with a population greater than 5,000.

Total Receipts includes funds from local, private, state, and federal sources.

Receipts from Local Sources include:

- Special Assessments - such as property tax or system development charges
- Local Options Road Users fees - fuel taxes (minus collection costs) and vehicle registration fees
- Other Local – such as parking meters and fines, permits and land use fees, and interest income
- Receipts from Other local Governments – cities and counties
- Proceeds from the sale of Bonds and Notes.

Receipts from State Sources include:

- State Highway Fund Apportionment – local allocation from State Highway Fund
- State Grants
- Highway Fund Exchange Program
- Other State sources

Receipts from Federal Government Sources include:

- US Forest Service Annual Distribution
- Federal Grants
- Federal receipts for emergency events – Federal Emergency Management Agency (FEMA), FHWA Emergency Relief
- Other Federal sources

The Beginning Balance is all operating and reserve funds containing dedicated road and street funds, as of the end of the previous fiscal year. Typical funds Include:

- General Road Fund (primary operating fund for road department)
- Road Reserve Fund
- Bike and Footpath Fund
- Capital Construction Funds
- Bridge Funds

- Road Equipment Reserve Funds
- Special Road District Funds.

Total Receipts, in addition to Beginning Balance, equals the Total Funds Available for disbursement during the state fiscal year.

Total Disbursements include all direct and indirect costs necessary for construction and maintenance of local roads and streets. This includes expenditures for shop buildings, equipment, maintenance and the operation of equipment.

Total Disbursements consists of four categories: Local Disbursements, Debt Service on Local Bonds and Notes, Payments to other Jurisdictions for work on their roads and streets, and Expenditures that are reimbursed for work on other's roads and streets.

Local Disbursements include:

- Expenditures for Capital Projects
  - Right of way
  - Project Engineering
  - Construction –New Facilities, Bike/Ped paths, Preservation & Enhancement
- Operations and Maintenance
- Administration and General Engineering
- Matching funds for Local Agency Projects

Debt Service on Local Obligations include:

- Bonds
- Notes

Payments to other Jurisdictions for work on their roads and streets include:

- To Counties
- To Cities
- To Other Local Agencies

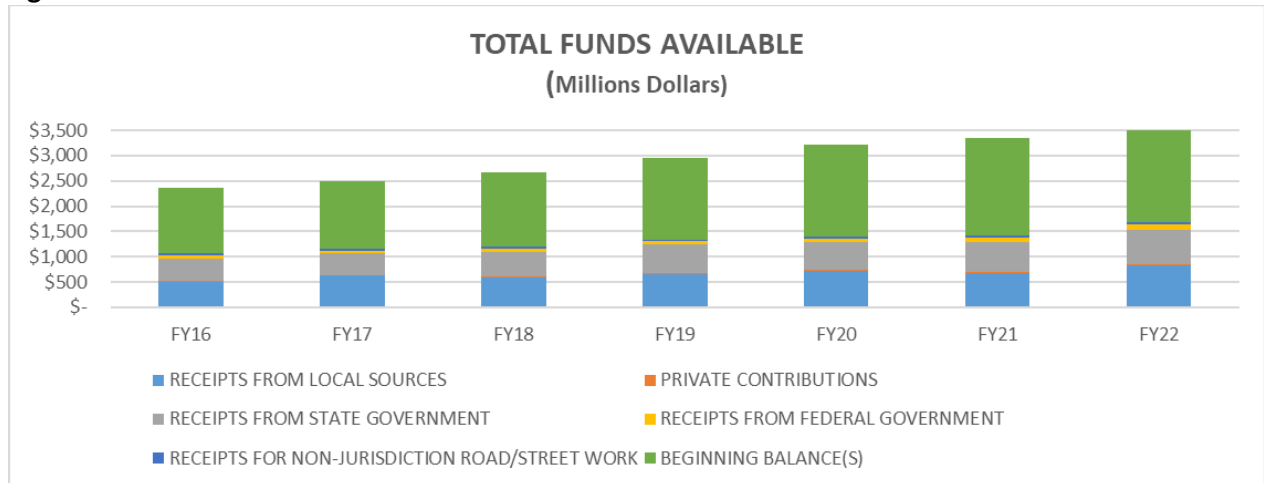
Expenditures that are reimbursed for work on other's roads and streets include:

- Non-road and Street work
- Work reimbursed by another agency for their road/street work

## Results and Trends

**Total Funds Available increased \$369.8 million, or about 11.2 percent from \$3,350.2 million in FY 2021 to \$3,724.2 million in FY 2022.**

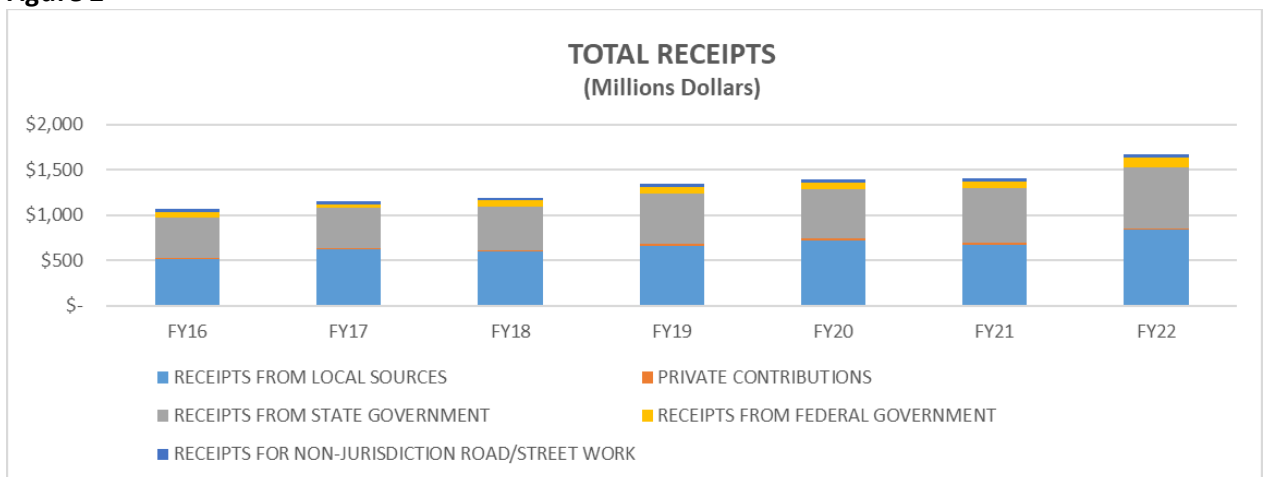
**Figure 1**



By far, the greatest contributor to Total Funds Available is the fund of reserves, Beginning Balance, which accounts for approximately 55 percent of Total Funds Available. Beginning Balance increased \$111.9 million while Total Receipts increased by \$262.1 million, slightly reducing the Beginning Balance to 55.1 percent of Total Funds Available in FY 2022 compared to 57.9 percent in FY 2021.

Compared to the FY 2021 report, the FY 2022 report shows an increase of 18.6 percent for Total Receipts from \$1,410.9 million to \$1,673.0 million, an increase of \$262.1 million.

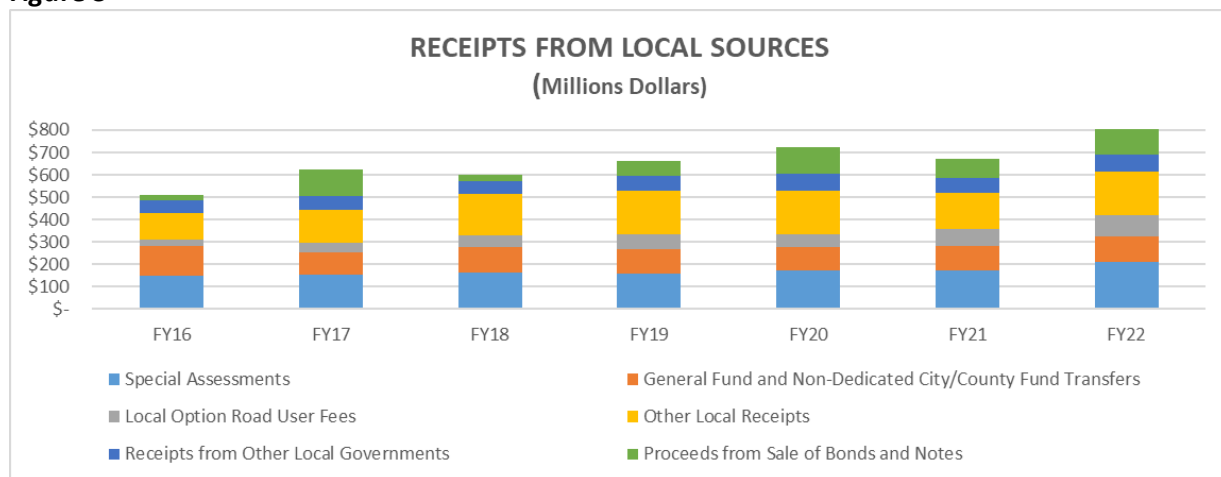
**Figure 2**



Receipts from Local Sources is the largest contributor of Total Receipts in FY 2022, comprising 50 percent of overall receipts. Receipts from State Government account for about 40 percent, Receipts from Federal Government make up nearly 7 percent. Private Contributions and Receipts from Non-Jurisdiction Road/Street Work combine to account for the remaining 3 percent of Total Receipts.

**Receipts from Local Sources increased by \$159.41 million from \$669.4 million in FY 2021 to \$835.6 million in FY2022.**

**Figure 3**

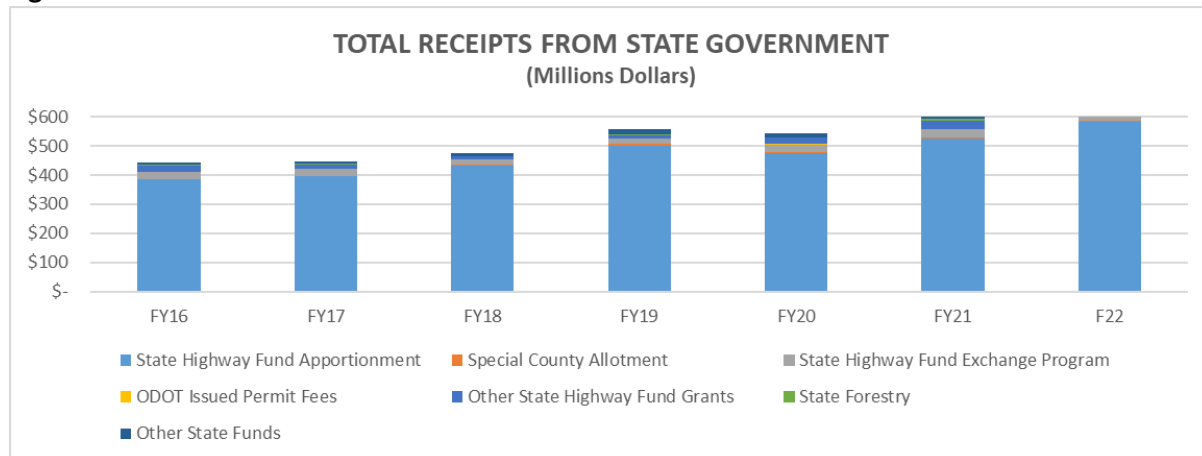


The increase in revenue from Local Sources was driven by growths in Other Local Receipts, Receipts from Other Local Governments and increased Proceeds from Sale of Bonds and Notes. Increases in Other Local Receipts and Receipts from Other Local Governments account for \$43.1 million of the increase in Receipts from Local Sources. Other Local Receipts increased by 21.1 percent, from \$160.6 million in FY 2021 to \$194.4 million in FY 2022; Receipts from Other Local Governments increased by 14.2 percent, from \$65.3 million in FY 2021 to \$74.6 million in FY 2022. The Proceeds from the Sale of Bonds and Notes (Debt), the largest contributor to revenue from Local Sources, accounts for \$62.8 million of the increase in Receipts from Local Sources. Proceeds from increased Debt increased by 75.1 percent, from \$83.6 million in FY 2021 to \$146.3 million in FY 2022.

Augmenting some of the growth in Receipts from Local Sources was an increase in Local Road User Fees. Receipts from this source increased 20.2 percent, from \$77.7 million in FY 2021 to \$93.4 million in FY 2022 reflecting ongoing recovery from adverse COVID-19 impacts on motor fuel purchases and general economic activity.

**As the second largest source of Total Receipts, Receipts from State Government increased 12.0 percent from \$602.4 million in FY 2021 to \$674.4 million in FY 2022.**

**Figure 4**



Since FY 2018, receipts from this source have been increasing due to the transportation package, (HB 2017), passed in the 2017 Legislative Session. This law, known as “Keep Oregon Moving”, increased Oregon Driver & Motor Vehicle Services (DMV) title and registration fees, the motor fuels tax, and the weight-mile tax, beginning January 1, 2018, with a subsequent increase in January 2020 and 2022, and further increases coming in 2024. The increases are shared with local governments and show up in the State Highway Fund Apportionments. FY 2020 receipts have been the exception to the current positive growth trend due to the COVID-19 induced shutdown of DMV field offices and dramatic drop in motor fuel sales due to extraordinary reductions in personal and business travel and general economic activity.

Proceeds from the State Highway Fund Apportionment which account for nearly 87 percent of receipts from State Government increased by 11.9 percent, from \$523.8 million in FY 2021 to \$586.0 million in FY 2022, reflecting ongoing recovery from adverse COVID-19 impacts on motor fuel purchases. Receipts from Other State Funds demonstrated the greatest percentage increase in growth in Receipts from State Government, growing by 231.8 percent, from \$8.0 million in FY 2021 to \$26.6 million in FY 2022. Receipts from State Forestry demonstrated the greatest percentage decrease in Receipts from State Government, decreasing by 55.5 percent from \$6.6 million in FY 2021 to \$2.9 million in FY 2022,

When comparing financial information of the previous year’s report and the current year’s report, a major funding factor involves Ending and Beginning Balances. The Ending Balance of the previous year under Part II – Disbursements ideally should match the Beginning Balance of the current year under Part

I. – Receipts. The cumulative FY 2021 Ending Balance of \$1,983.6 million is different from the cumulative FY 2022 Beginning Balance of \$2,051.2 million by \$67.6 million or about 3.4 percent. It is important to recognize that any disparities between the previous year’s report Ending Balance and the current year’s Beginning Balance can be attributed to the permitted submission of unaudited entries and differences in the total number of jurisdictions submitting surveys. The 2022 survey results include Beginning Balances for the four new cities submitting completed surveys. When balance adjustments are made for the four new cities, the difference between the cumulative FY 2022 Beginning Balance and cumulative FY 2021 Ending Balance differs by \$62.6 million or about 3.2 percent. Of the 116 jurisdictions that completed surveys in FY 2021, 66 submitted FY 2022 surveys with Beginning Balances differing from Ending Balances reported in FY 2021.

Finally, annual cumulative totals for Total Receipts and Total Expenditures are presented in Figure 5. Aggregate summary survey results for the last seven years and comparisons (in absolute terms and percentage change) between the last two surveys are presented in Table 1. Following Table 1 are the individual data submitted by each local jurisdiction for Parts: I. – Receipts for Local Roads and Street Purposes; II. – Disbursements for Road and Street Purposes; III. – Debt for Road and Street Purposes; and IV. – Expenditures on Classified and Local Roads and Streets. Receipts and Disbursement values are presented for all 120 jurisdictions, Debt figures are presented for 36 jurisdictions, and Classified Road and Local Street Expenditures are presented for 14 jurisdictions.

**Figure 5**

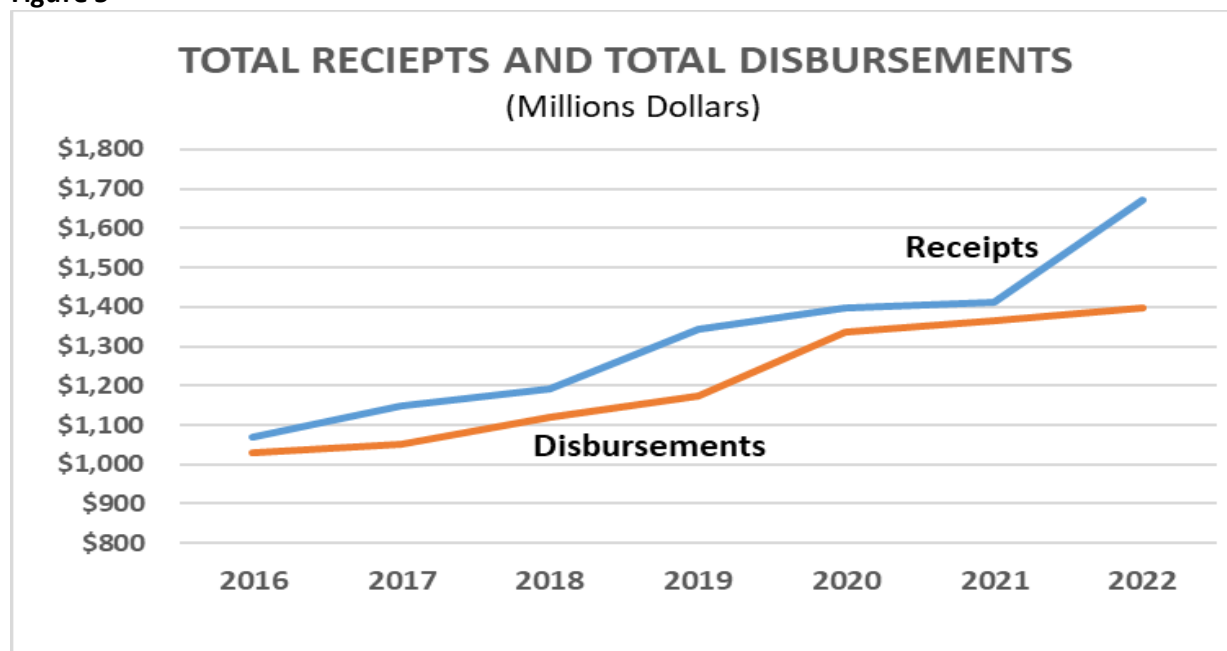


Table 1

	FY16	FY17	FY18	FY19	FY20	FY21	FY22	Absolute	Percent
								Change 21-22	Change 21-22
<b>RECEIPTS FROM LOCAL SOURCES</b>									
Special Assessments	\$ 150,835,045	\$ 155,312,655	\$ 161,614,240	\$ 159,304,620	\$ 171,571,007	\$ 174,978,421	\$ 210,240,586	\$ 35,262,165	20.15%
General Fund and Non-Dedicated City/County Fund Transfers	\$ 130,615,285	\$ 99,412,836	\$ 115,734,846	\$ 111,058,608	\$ 104,704,664	\$ 107,276,585	\$ 115,939,210	\$ 2,571,921	8.08%
Local Option Road User Fees	\$ 28,866,723	\$ 39,791,917	\$ 51,409,993	\$ 62,397,946	\$ 58,147,525	\$ 77,690,847	\$ 93,396,304	\$ 15,705,457	20.22%
Other Local Receipts	\$ 119,847,874	\$ 147,188,756	\$ 184,937,551	\$ 194,608,581	\$ 196,751,080	\$ 160,557,362	\$ 194,363,713	\$ 33,806,352	21.06%
Receipts from Other Local Governments	\$ 55,268,682	\$ 62,260,752	\$ 59,012,638	\$ 69,944,077	\$ 75,121,917	\$ 65,333,318	\$ 74,602,794	\$ 9,269,477	14.19%
Proceeds from Sale of Bonds and Notes	\$ 25,824,524	\$ 117,646,726	\$ 26,401,864	\$ 64,076,023	\$ 115,395,755	\$ 83,556,582	\$ 146,317,018	\$ 62,760,436	75.11%
<b>TOTAL RECEIPTS FROM LOCAL SOURCES</b>	<b>\$ 511,258,133</b>	<b>\$ 621,613,642</b>	<b>\$ 599,111,132</b>	<b>\$ 661,389,855</b>	<b>\$ 721,691,949</b>	<b>\$ 669,393,114</b>	<b>\$ 834,859,625</b>	<b>\$ 159,375,807</b>	<b>24.72%</b>
<b>PRIVATE CONTRIBUTIONS</b>	<b>\$ 13,993,106</b>	<b>\$ 7,122,485</b>	<b>\$ 15,014,544</b>	<b>\$ 17,002,915</b>	<b>\$ 17,105,405</b>	<b>\$ 24,500,610</b>	<b>\$ 15,889,734</b>	<b>\$ (8,610,876)</b>	<b>-35.15%</b>
<b>RECEIPTS FROM STATE GOVERNMENT</b>									
State Highway Fund Apportionment & 1% Bike/Ped	\$ 385,432,453	\$ 396,900,076	\$ 433,755,483	\$ 501,473,764	\$ 475,371,148	\$ 523,833,759	\$ 586,035,630	\$ 62,201,871	11.87%
Special County Allotment	\$ 764,199	\$ 368,784	\$ 1,313,054	\$ 4,574,897	\$ 3,951,721	\$ 4,490,301	\$ 3,902,951	\$ (587,350)	-13.08%
State Highway Fund Exchange Program	\$ 23,827,972	\$ 25,324,989	\$ 17,690,246	\$ 19,186,904	\$ 25,865,726	\$ 29,316,211	\$ 35,372,686	\$ 6,056,475	20.66%
ODOT Issued Permit Fees	\$ 605,339	\$ 566,124	\$ 498,242	\$ 1,584,237	\$ 825,192	\$ 682,162	\$ 835,611	\$ 153,449	22.49%
Other State Highway Fund Grants	\$ 22,825,851	\$ 14,162,464	\$ 10,971,584	\$ 10,004,516	\$ 21,807,973	\$ 29,467,846	\$ 19,486,831	\$ (9,981,016)	-33.87%
State Forestry	\$ 1,190,762	\$ 2,390,487	\$ 1,295,007	\$ 1,123,860	\$ 2,719,672	\$ 6,576,480	\$ 2,925,444	\$ (3,651,036)	-55.52%
Other State Funds	\$ 6,770,947	\$ 8,000,544	\$ 9,326,548	\$ 20,550,658	\$ 11,027,268	\$ 8,013,279	\$ 26,588,870	\$ 18,575,591	231.81%
<b>TOTAL RECEIPTS FROM STATE GOVERNMENT</b>	<b>\$ 441,417,523</b>	<b>\$ 447,713,468</b>	<b>\$ 474,850,164</b>	<b>\$ 558,498,836</b>	<b>\$ 541,568,700</b>	<b>\$ 602,380,038</b>	<b>\$ 675,148,022</b>	<b>\$ 72,767,984</b>	<b>12.08%</b>
<b>RECEIPTS FROM FEDERAL GOVERNMENT</b>									
US Forest Service Annual Distribution	\$ 37,784,979	\$ 4,368,550	\$ 33,111,386	\$ 32,449,416	\$ 29,642,028	\$ 25,640,076	\$ 31,261,762	\$ 5,621,686	21.93%
USFS and O&C Title II	\$ 478,335	\$ 529,908	\$ 885,312	\$ 913,192	\$ 1,170,213	\$ 461,208	\$ 4,485,215	\$ 4,024,007	872.49%
5% Distribution of BLM Land Sales	\$ 27,859	\$ 23,955	\$ 83,376	\$ 74,069	\$ 86,884	\$ 50,379	\$ 57,783	\$ 7,404	14.70%
BLM Mineral Leases	\$ 216,985	\$ 317,505	\$ 160,459	\$ 84,988	\$ 79,262	\$ 144,158	\$ 236,552	\$ 92,394	64.09%
U.S. Taylor Grazing Apportionment	\$ 11,464	\$ 10,056	\$ 5,955	\$ 7,464	\$ 5,182	\$ 9,459	\$ 1,934	\$ (7,525)	-79.56%
Federal Flood Control	\$ -	\$ 13,810	\$ 18,482	\$ 16,192	\$ 14,841	\$ 46,243	\$ 211,960	\$ 165,717	358.36%
Housing and Urban Dev & Econ Dev Adm	\$ 8,035	\$ 101,000	\$ 149,956	\$ 19,336	\$ 176,375	\$ -	\$ 1,563,221	\$ 1,563,221	#DIV/0!
Federal Receipts for FHWA Grants	\$ 12,811,870	\$ 20,866,228	\$ 23,410,067	\$ 13,554,660	\$ 12,625,987	\$ 17,119,301	\$ 20,303,351	\$ 3,184,050	18.60%
Other Federal Fund Receipts	\$ 12,710,078	\$ 8,043,191	\$ 5,774,663	\$ 19,125,839	\$ 34,300,474	\$ 31,248,995	\$ 47,535,551	\$ 16,286,556	52.12%
FEMA - Public Assistance	\$ 1,985,320	\$ 3,643,064	\$ 4,316,754	\$ 3,198,831	\$ 2,297,852	\$ 1,251,798	\$ 5,544,855	\$ 4,293,057	342.95%
FHWA - Emergency Relief	\$ 170,999	\$ 847,306	\$ 2,067,030	\$ 53,706	\$ 48,768	\$ 1,275,522	\$ 2,904,728	\$ 1,629,206	127.73%
<b>TOTAL RECEIPTS FROM FEDERAL GOVERNMENT</b>	<b>\$ 66,205,924</b>	<b>\$ 38,764,573</b>	<b>\$ 69,983,440</b>	<b>\$ 69,497,692</b>	<b>\$ 80,447,867</b>	<b>\$ 77,247,140</b>	<b>\$ 114,106,913</b>	<b>\$ 36,859,773</b>	<b>-3.98%</b>
<b>RECEIPTS FOR NON-JURISDICTION ROAD/STREET WORK</b>	<b>\$ 36,506,922</b>	<b>\$ 34,618,821</b>	<b>\$ 34,292,984</b>	<b>\$ 36,525,168</b>	<b>\$ 34,951,128</b>	<b>\$ 37,355,618</b>	<b>\$ 33,018,499</b>	<b>\$ (4,337,119)</b>	<b>-11.61%</b>
<b>TOTAL RECEIPTS</b>	<b>\$ 1,069,381,608</b>	<b>\$ 1,149,832,989</b>	<b>\$ 1,193,252,264</b>	<b>\$ 1,342,914,466</b>	<b>\$ 1,395,765,049</b>	<b>\$ 1,410,876,520</b>	<b>\$ 1,673,022,793</b>	<b>\$ 262,146,273</b>	<b>18.58%</b>
BEGINNING BALANCE(S)	\$ 1,301,080,742	\$ 1,337,551,990	\$ 1,478,131,108	\$ 1,620,006,975	\$ 1,813,500,866	\$ 1,939,279,508	\$ 2,051,220,903	\$ 111,941,394	5.77%
<b>TOTAL FUNDS AVAILABLE</b>	<b>\$ 2,370,462,350</b>	<b>\$ 2,487,384,979</b>	<b>\$ 2,671,383,372</b>	<b>\$ 2,962,921,440</b>	<b>\$ 3,209,265,914</b>	<b>\$ 3,350,156,029</b>	<b>\$ 3,724,243,696</b>	<b>\$ 369,750,548</b>	<b>11.17%</b>
<b>TOTAL DISBURSEMENTS</b>	<b>\$ 1,029,178,558</b>	<b>\$ 1,050,480,602</b>	<b>\$ 1,120,953,477</b>	<b>\$ 1,173,852,861</b>	<b>\$ 1,334,782,507</b>	<b>\$ 1,366,553,744</b>	<b>\$ 1,398,051,673</b>	<b>\$ 31,497,930</b>	<b>2.30%</b>
ENDING BALANCE(S)	\$ 1,341,283,792	\$ 1,436,904,377	\$ 1,550,429,895	\$ 1,789,068,579	\$ 1,856,666,359	\$ 1,983,602,287	\$ 2,326,192,022	\$ 342,589,735	17.27%
<b>TOTAL FUNDS ACCOUNTED FOR</b>	<b>\$ 2,370,462,350</b>	<b>\$ 2,487,384,979</b>	<b>\$ 2,671,383,372</b>	<b>\$ 2,962,921,440</b>	<b>\$ 3,191,448,866</b>	<b>\$ 3,350,156,030</b>	<b>\$ 3,724,243,696</b>	<b>\$ 374,087,665</b>	<b>11.17%</b>

NOTE: Totals may vary due to rounding.



**Please Return to:**  
Economics@odot.state.or.us

2022

Local Jurisdiction Name: Master

2022 LRSS Master Combined City County.xlsm (I Receipts)

2022 LRSS Master Combined City County.xlsm (I Receipts)

2022 LRSS Master Combined City County.xlsm (I Receipts)

Scappoose	Seaside	Sheridan	Sherwood	Silverton	Springfield	St. Helens	Stayton	Sutherlin	Sweet Home	Talent	The Dalles	Tigard	New this Year Tillamook	Troutdale	Tualatin	Umatilla	New this Year Veneta	Warrenton	West Linn	Wilsonville	Winston	Woodburn	
Accrual	modified accrual					Accrual			Modified Accrual	Cash	Accrual			Cash	Accrual	Cash			Accrual			Modified Accrual	Accrual
\$0						\$0			\$0				\$694,253									\$0	
\$0						\$0			\$0				\$0		\$2,435,082							\$0	
\$16,976		\$5,449	\$1,533,151	\$192,219	\$1,275,001	\$516,513	\$51,592	\$127,896	\$0	\$104,549	\$45,000	\$2,579,383	\$0	\$171,088	\$1,887,285			\$137,523	\$318,567	\$1,501,859	\$146,330	\$7,117,377	
\$0			\$686,427 +			\$0	\$92,422		\$0	\$134,106		\$189,940	\$0		\$1,759,951		\$78,623		\$2,202,271	\$2,318,113	\$137,400	\$391,088	
\$0	\$382,279					\$0			\$0			\$11,399	\$0									\$0	
\$0						\$0			\$0		\$9,465		\$0							\$3,970,437		\$0	
					\$613,008		\$5,466		\$0		\$748,766						\$12,525					\$0	
\$249,779	\$0	\$0	\$0	\$101,139	\$871,226	\$0	\$197,956	\$0	\$0	\$0	\$480,000	\$997,342	\$131,652	\$940,191	\$78,544	\$0	\$140,562	\$358,658	\$0	\$0	\$0	\$107,598	
										\$103,803		\$873,900	\$0		\$485,940				\$506,855			\$0	
\$13,455	\$14,021		\$58,223	\$34,149	(\$64,309)	\$0	\$14,152	\$6,299	\$4,000	\$7,484	\$18,500	\$185,491	\$2,599	\$25,703	\$284,739	\$500	\$13,641	\$20,653	\$10,381	(\$200,579)	\$5,199	\$17,994	
\$0									\$0				\$33,028									\$0	
\$0									\$0				\$3,600									\$0	
\$56,769				\$22,413	\$97,265				\$0	\$2,786		\$33,090	\$384		\$627,304	\$6,650	\$1,440				\$6,550	\$35,521	
\$0									\$0				\$21,218		\$382						\$0	\$0	
\$0									\$0				\$354,613								\$0	\$0	
\$0									\$0				\$651,253				\$152,281		\$155,221		\$0	\$0	
\$0	\$6,800	\$0	\$934,437	\$538,117	\$2,273,396	\$32,171	\$0	\$135,960	\$0	\$18,059	\$1,050	\$3,312,425	\$128,429	\$0	\$0	\$4,990	\$80	\$30,437	\$1,246,999	\$6,142	\$36,201	\$95,126	
									\$0				\$0									\$0	
\$0	\$0	\$0	\$413,184	\$0	\$53,413	\$0	\$0	\$0	\$0	\$0	\$0	\$0	\$0	\$18,587	\$150					\$690,797	\$0	\$0	
									\$0				\$0	\$0	\$301,883	\$0	\$0	\$0	\$0	\$0	\$0	\$0	
	\$0	\$0							\$0											\$4,515,380	\$0	\$0	
									\$0								\$0					\$0	
									\$0							\$2,038,245				\$386,556	\$0	\$278,651	
\$716,078	\$553,993	\$498,254	\$1,621,842	\$846,077	\$5,322,840	\$1,137,375	\$649,490	\$685,815	\$771,076	\$484,213	\$1,125,844	\$4,430,594	\$373,161	\$1,302,640	\$2,200,348	\$603,697	\$408,331	\$476,151	\$2,133,749	\$2,136,212	\$451,927	\$2,053,938	
\$685,293						\$669,736	\$0		\$0		\$564,940		\$0								\$205,170		
\$0									\$0				\$0								\$0	\$0	
\$1,140,178	\$0	\$0	\$0	\$0	\$6,318	\$0	\$0	\$0	\$0	\$0	\$0	\$42,998	\$0	\$0	\$0	\$112,065	\$0	\$0	\$0	\$0	\$0	\$14,012	
									\$0				\$0									\$0	
\$0	\$5,360	\$0	\$0	\$0	\$0	\$0	\$0	\$0	\$0	\$0	\$0	\$0	\$0	\$0	\$0	\$0	\$0	\$0	\$0	\$0	\$83,261	\$0	
									\$0				\$0									\$0	
\$0									\$0				\$0									\$0	
\$0									\$0				\$0									\$0	
\$0									\$0				\$0									\$0	
\$0									\$0				\$0									\$0	
\$0									\$0				\$0									\$0	
\$0									\$0				\$0									\$0	
\$0	\$0	\$0	\$0	\$0	\$3,025	\$0	\$0	\$250,000	\$0	\$0	\$0	\$474,307	\$594,713	\$0	\$0	\$0	\$0	\$79,811	\$0	\$0	\$5,485	\$0	
									\$0				\$0				\$223,811	\$0				\$0	
\$0									\$0				\$0						\$5,350			\$0	
									\$0				\$0									\$0	
\$0					\$47,895				\$0				\$0		\$67,330		\$0					\$0	
\$0					\$200,141				\$0				\$0									\$0	
\$2,878,528	\$962,453	\$503,702	\$5,247,264	\$1,734,114	\$10,699,218	\$2,355,795	\$1,011,078	\$1,205,969	\$878,879	\$751,196	\$2,993,565	\$13,130,869	\$2,988,903	\$2,458,590	\$10,128,556	\$3,002,484	\$794,959	\$1,103,233	\$6,579,393	\$15,324,917	\$1,077,523	\$10,111,304	
\$2,352,892	\$1,872,805	\$1,650,264	\$2,586,771	\$5,726,265	\$13,619,140	\$1,955,430	\$2,426,714	\$781,273	\$296,000	\$1,229,473	\$1,488,913	\$53,915,200	\$609,133	\$5,269,257	\$30,006,980	\$1,204,243	\$2,472,090	\$3,680,965	\$6,673,235	\$17,819,700	\$225,130	\$10,836,216	
\$5,231,420	\$2,835,258	\$2,153,967	\$7,834,035	\$7,460,379	\$24,318,358	\$4,311,225	\$3,437,792	\$1,987,242	\$1,174,879	\$1,980,669	\$4,481,878	\$67,046,069	\$3,598,036	\$7,727,847	\$40,135,536	\$4,206,727	\$3,267,049	\$4,784,198	\$13,252,628	\$33,144,617	\$1,302,653	\$20,947,520	
TRUE	TRUE	TRUE	TRUE	TRUE	TRUE	TRUE	TRUE	TRUE	TRUE	TRUE	TRUE	TRUE	TRUE	TRUE	TRUE	TRUE	TRUE	TRUE	TRUE	TRUE	TRUE	TRUE	

Baker	Benton	Clackamas	Clatsop	Columbia	Coos	Crook	Curry	Deschutes	Douglas	Gilliam	Grant	Harney	Hood River_co	Ironside RD#5	Jackson	Jefferson	Josephine	Juntura RD#4	Klamath	Lake	Lane	Lincoln		
Modified Accrual			Accrual					Accrual	Modified Accrual	CASH			CASH	Accrual		Accrual	Accrual							
			\$0	\$2,279,562										\$0	\$94,650			\$12,219						
			\$0	\$160,691						\$387														
			\$1,485,340	\$0					\$1,578,008					\$35,101	\$808,875	\$82,670								
			\$0	\$0																				
			\$0	\$0											\$60,099				\$10,564 \$8,121					
			\$6,825,020	\$0										\$0										
\$175,000			\$165,105	\$0	\$213,750					\$79,502	\$4,152,098				\$0									
			\$0	\$0	\$0	\$0	\$0	\$0	\$0	\$0	\$0	\$0	\$0	\$0	\$0	\$0	\$0	\$0	\$0	\$0	\$0	\$0	\$0	
			\$7,597,665	\$0										\$0										
\$17,917	\$16,767	\$362,472	\$5,851	\$10,500	\$35,486	\$63,823	\$155,468	\$250,247	\$242,280	\$34,943	\$259,561		\$55,121	\$1,250	(\$287,174)	\$30,501	\$36,616	\$735	\$124,633	\$100,549	\$421,505	\$61,513		
			\$0	\$0										\$0										
			\$0	\$0										\$0										
\$2,500	\$262,433	\$481,993	\$6,900	\$53,153	\$70,750	\$1,125							\$0		\$78,659		\$89,815		\$43,450		\$264,694			
\$14,919	\$60,701	\$147,063	\$0	\$26,424		\$0	\$234,680	\$103,328	\$32,342		\$49,496	\$0	\$16,104		\$538,147		\$106,681	\$19	\$909,764	\$28,608	\$1,272,965	\$17,905		
			\$0	\$0										\$0										
			\$0	\$1,880										\$0										
\$536	\$445,104	\$3,289,736	\$296,132	\$611,423	\$0	\$5,088	\$468,746	\$0	\$906,106	\$0	\$20,349	\$482,649	\$28,846	\$10,885	\$535,515	\$292,004	\$11,618	\$0	\$1,237,705	\$4,515	\$813,850	\$30,290		
			\$0	\$0										\$0			\$124,537							
			\$0	\$0										\$15,788										
\$0	\$0	\$485,318	\$0	\$0	\$0	\$17,308	\$0	\$0	\$12,025	\$0	\$0	\$0	\$0	\$0	\$15,000	\$54,162	\$5,467	\$0	\$0	\$0	\$0	\$0		
			\$0											\$0										
			\$0											\$0										
			\$66,263	\$0										\$0			\$10,592							
\$1,988,330	\$6,611,444	\$36,168,450	\$3,703,898	\$4,910,359	\$6,121,367	\$2,956,859	\$2,378,403	\$19,740,504	\$10,945,846	\$729,162	\$963,211	\$900,909	\$2,495,918	\$202,127	\$21,612,848	\$2,456,999	\$9,194,432	\$197,293	\$6,900,860	\$1,309,648	\$31,136,900	\$4,832,976		
\$211,644		\$0	\$27,031		\$37,857	\$694				\$281,674	\$237,218	\$667,144	\$34,629				\$28,711		\$55,507					
\$379,006		\$0	\$1,624,164	\$1,378,784	\$557,163	\$0	\$755,473	\$0	\$2,008,674		\$930,647		\$1,250,704		\$95,247		\$653,093	\$44,468	\$667,890	\$760,615	\$1,060,166	\$961,549		
\$18,511		\$86,734			\$32,595	\$27,362					\$11,456		\$23,681		\$59,684	\$24,871	\$29,019		\$16,264		\$31,206			
\$0	\$1,378,884	\$1,982,981	\$0	\$0	\$0	\$5,215	\$0	\$0	\$0	\$0	\$0	\$0	\$0	\$0	\$337,835	\$0	\$7,538	\$0	\$452,575	\$0	\$225,628	\$0		
			\$200,000	\$0	\$1,439,297										\$0									
\$9	\$0	\$0	\$0	\$0	\$0	\$0	\$0	\$0	\$0	\$0	\$0	\$0	\$0	\$0	\$298,378	\$0	\$0	\$0	\$0	\$0	\$20,000,000	\$41,499		
\$573,223	\$84,509	\$0	\$0		\$154,476	\$896,130	\$1,290,252	\$792,420	\$4,584,598		\$2,405,266	\$1,007,641	\$0		\$1,090,428	\$333,291	\$711,754		\$4,347,729	\$1,491,475	\$4,054,811	\$1,005,627		
			\$3,647,814			\$182,852	\$0						\$381,521											
			\$0	\$0		\$207			\$32,078			\$1,998	\$0		\$547				\$250	\$35	\$14,179			
\$2,189		\$0	\$0		\$5,031			\$148,267		\$65,941			\$0		\$6,455				\$4,597					
			\$0	\$0									\$0			\$1,934								
			\$0	\$0									\$0											
			\$0	\$0									\$0											
			\$0	\$0									\$0											
			\$0	\$0									\$0											
\$0	\$0	\$2,765,189	\$0	\$0	\$0	\$0	\$0	\$2,195,918	\$0	\$0	\$0	\$259,495	\$0	\$0	\$42,228	\$148,352	\$20,245	\$0	\$0	\$0	\$3,278,609	\$4,000		
			\$1,609,901	\$0		\$145,087			\$1,696,761					\$0		\$23,018					\$976,191	\$12,631		
			\$0			\$972,177								\$0		\$784,702								
\$36,821	\$150,000		\$21,496					\$1,254,413	\$663,249				\$236,554		\$1,877,550		\$126,743		\$64,240	\$2,037,320	\$1,098,674			
\$54,463	\$42,838		\$80,047					\$393,499	\$77,069				\$0		\$507,055	\$20,865	\$23,467				\$996,256			
\$3,475,068	\$9,318,943	\$47,100,783	\$9,646,949	\$7,204,393	\$8,309,810	\$4,203,498	\$5,283,023	\$26,536,106	\$21,201,415	\$5,263,818	\$4,892,991	\$3,319,836	\$4,558,179	\$308,912	\$28,620,224	\$3,445,648	\$11,045,199	\$254,734	\$14,745,160	\$3,775,949	\$66,563,437	\$8,105,991		
\$2,618,950	\$3,417,758	\$69,717,100	\$11,902,701	\$3,631,766	\$5,501,788	\$19,796,658	\$27,884,832	\$39,964,906	\$38,224,122	\$3,370,627	\$40,564,703	\$16,291,103	\$10,865,973		\$31,455,470	\$4,581,938	\$11,463,606	\$503,329	\$83,193,316	\$46,857,098	\$8,812,121			
\$6,094,018	\$12,736,701	\$136,817,883	\$21,549,650	\$10,836,159	\$13,811,598	\$24,000,136	\$33,167,855	\$66,501,012	\$59,425,537	\$8,634,445	\$65,457,694	\$19,610,939	\$15,424,152	\$308,912	\$60,075,695	\$8,027,586	\$22,508,805	\$758,063	\$97,938,476	\$3,775,949	\$113,420,735	\$16,918,112		
TRUE	TRUE	TRUE	TRUE	TRUE	TRUE	TRUE	TRUE	TRUE	TRUE	TRUE	TRUE	TRUE	TRUE	TRUE	TRUE	TRUE	TRUE	TRUE	TRUE	TRUE	TRUE	TRUE		

See also Malheur See also Malheur																	
Linn	Malheur	Marion	Morrow	Multnomah	Nyssa RD #2	Ontario RD #3	Folk	Sherman	Tillamook	Umatilla_co	Union	Wallowa	Wasco	Washington	Wheeler	Yamhill	GRAND TOTAL
cash		Cash		Accrual		Modified Accrual		Cash		Accrual							
	\$0				\$777,783	\$961,600		\$906,107					\$0	\$6,661,230	\$26,349	\$0	\$20,207,214
							\$2,129									\$0	\$13,506,300
		\$564,419												\$6,311,165		\$0	\$113,135,690
																\$0	\$39,561,582
\$10,124	\$0								\$3,242					\$2,167,582		\$0	\$8,144,018
																\$0	\$15,685,782
																\$0	\$0
\$1,272,687	\$0	\$151,734	\$5,702,333				\$356,302				\$40,000		\$0	\$48,468,005		\$0	\$115,939,210
																\$0	\$0
																\$0	\$0
																\$0	\$0
\$0	\$0	\$0	\$0	\$6,386,615	\$0	\$0	\$0	\$0	\$0	\$0	\$0	\$0	\$0	\$812,795	\$0	\$0	\$38,641,262
	\$0			\$33,287,845									\$0	\$9,321,744		\$0	\$54,755,043
																\$0	\$0
\$79,447	\$16,499	\$168,718	\$24,811	\$233,184	\$6,952	\$10,577	\$15,436	\$21,272	\$45,137	\$43,416	\$23,738	\$33,898	\$19,410	\$338,692	\$16,610	\$67,962	\$8,860,741
	\$0	\$80											\$0			\$0	\$312,386
																\$0	\$38,337,626
\$31,050	\$0	\$153,986	\$37,729	\$144,675			\$28,134		\$81,243		\$2,236		\$0	\$1,199,089		\$11,600	\$45,075,951
\$83,243	\$0	\$179,768	\$16,901	\$18,703	\$1,250	\$1,489	\$6,550	\$32,352	\$24,622	\$118,187		\$63,021	\$3,180		\$105,208	\$8,002,530	\$6,765,669
	\$0								\$2,560,955				\$0			\$0	\$13,516,249
\$51,776	\$3,500	\$859,734	\$177,474	\$0	\$52,112	\$28,577	\$738,866	\$0	\$749,232	\$65,130	\$0	\$375,000	\$168,402	\$826,142	\$3,256	\$1,635,110	\$73,492,562
																\$0	\$0
																\$0	\$0
																\$0	\$0
	\$0	\$294,981					\$226,031		\$4,736	\$289,426			\$0	\$3,143,733	\$3,399		\$4,124,344
	\$0	\$157,279				\$8,615							\$0				\$46,429,763
\$0	\$0	\$0	\$0	\$48,656	\$0	\$0	\$0	\$479,308	\$1,033	\$1,112	\$0	\$364,865	\$39,520	\$7,023,550	\$89	\$29,225	\$24,048,687
																\$0	\$0
																\$0	\$0
																\$0	\$0
	\$0								\$2,339,366				\$0				\$131,912,048
	\$0												\$0				\$14,404,970
																\$0	\$0
									\$0		\$5,000		\$0				\$15,889,734
																\$0	\$0
\$11,881,966	\$2,917,229	\$29,263,651	\$1,281,782	\$56,873,695	\$526,443	\$475,541	\$6,842,577	\$956,168	\$2,873,814	\$7,815,622	\$2,736,982	\$957,464	\$2,739,782	\$42,224,003	\$188,584	\$9,179,410	\$586,035,630
	\$450,677		\$351,757					\$79,700	\$30,169	\$100,590		\$327,984	\$0	\$422,107	\$0		\$3,902,951
\$1,206,342	\$494,092	\$0	\$636,176		\$59,291	\$49,409	\$0	\$38,503	\$399,737	\$1,707,552	\$268,486	\$240,253	\$290,549	\$940,000	\$655,260		\$35,372,686
\$79,770	\$16,372	\$112,582					\$71,670	\$28,066	\$27,757	\$19,550		\$344	\$12,500		\$11,379	\$62,248	\$835,611
\$0	\$0	\$1,175,731	\$0		\$0	\$0	\$57,474	\$0	\$1,488,798	\$0	\$0	\$61,538	\$58,938	\$2,287,539	\$12,262	\$233,921	\$19,486,831
																\$0	\$0
																\$0	\$0
	\$0												\$0	\$1,286,147		\$0	\$2,925,444
\$0	\$0	\$2,126,844	\$0	\$0	\$0	\$0	\$0	\$0	\$6,199	\$0	\$13,387	\$0	\$35,064	\$14,714	\$0	\$13,862	\$26,588,870
																\$0	\$0
																\$0	\$0
																\$0	\$0
\$2,134,877	\$521	\$830,233	\$0	\$123,064			\$122,799		\$645,159	\$82,883	\$538,792	\$727,460	\$568,609		\$381,820	\$127,438	\$31,261,762
	\$0	\$0	\$90,175										\$0			\$0	\$4,485,215
	\$514														\$7,975	\$0	\$57,783
	\$176		\$830					\$709		\$1,364			\$993			\$0	\$236,552
	\$0												\$0			\$0	\$1,934
	\$0											\$211,960	\$0			\$0	\$211,960
	\$0												\$0			\$0	\$0
	\$0												\$0			\$0	\$1,563,221
\$3,379,316	\$0	\$281,036		\$12,841,565									\$7,937	\$0		\$0	\$20,303,351
\$0	\$0	\$7,376,718	\$0	\$271,686	\$0	\$0	\$750,000	\$0	\$0	\$1,500,000	\$0	\$0	\$23,113	\$0	\$276,547	\$0	\$47,535,551
																\$0	\$0
																\$0	\$0
																\$0	\$0
\$216,974	\$0						\$0		\$85,335	\$346,357			\$0			\$0	\$5,544,855
	\$0									\$1,061			\$0			\$78,998	\$2,904,728
																\$0	\$0
																\$0	\$0
\$446,086	\$30,077	\$268,257		\$212,895				\$81,752				\$35,646		\$0		\$0	\$27,744,704
\$167,629	\$23,209	\$1,771,284		\$370,540								\$100,437		\$54,980		\$0	\$5,273,795
																\$0	\$0
\$21,040,686	\$3,952,866	\$45,737,034	\$8,874,610	\$110,813,123	\$1,423,831	\$1,535,808	\$9,217,968	\$2,423,936	\$11,386,534	\$12,072,700	\$3,779,254	\$3,396,723	\$4,015,040	\$132,086,131	\$2,490,377	\$12,200,241	\$1,673,022,793
\$16,633,568	\$2,735,499	\$35,846,052	\$4,478,426	\$24,798,098	\$1,633,014	\$2,028,195	\$2,848,344	\$3,059,952	\$8,643,794	\$6,404,514	\$5,126,173	\$6,142,880	\$7,668,510	\$219,346,269	\$3,358,045	\$7,924,271	\$2,051,220,903
\$37,674,254	\$6,688,365	\$81,583,086	\$13,353,036	\$135,611,220	\$3,056,845	\$3,564,003	\$12,066,312	\$5,683,888	\$20,030,328	\$18,477,214	\$8,905,427	\$9,539,603	\$11,683,550	\$351,432,400	\$5,848,422	\$20,124,512	\$3,724,243,696
TRUE	TRUE	TRUE	TRUE	TRUE	TRUE	TRUE	TRUE	TRUE	TRUE	TRUE	TRUE	TRUE	TRUE	TRUE	TRUE	TRUE	

Local Road and Street Questionnaire for the Fiscal Year Ending June 30,

2022

Prepared by:	
E-mail	
Phone	

Local Jurisdiction Name: Master

II. DISBURSEMENTS FOR ROAD AND STREET PURPOSES		AMOUNT
<b>A. LOCAL DISBURSEMENTS</b> (Identify by footnote the application of private contributions)		
<b>1. Capital Projects - Construction, Expansion and Preservation</b>		
A.1.a: Right-of-way		\$21,001,969
A.1.b: Project engineering		\$92,786,910
<b>A.1.c: Construction</b>		
A.1.c.1: New Facilities		\$26,468,066
A.1.c.2: Capacity Improvements		\$64,186,903
A.1.c.3: Bicycle and Pedestrian Paths		\$35,735,448
A.1.c.4: System Preservation		\$175,134,997
A.1.c.4: System Enhancement		\$119,834,020
Footnote 1		
Footnote 2		
Footnote 3		
<b>2. Operations and Maintenance</b>		
A.2.a: General maintenance of condition		\$309,568,652
A.2.b: Safety and traffic maintenance		\$75,162,041
A.2.c: Snow and ice removal		\$10,931,671
A.2.d: Extraordinary maintenance (not including Declared Emergency Events)		\$3,038,571
A.2.e: Federally declared emergency events		\$7,387,655
<b>3.</b>		
A.3: Administration and General Engineering		\$240,071,856
Costs shown here should include, but not be limited to:		\$0
General supervision & administration, all clerical & accounting costs,		\$0
administrative fees paid to agency general funds, long range planning		\$0
costs, permit issuing costs (permit acquisition should be included in		\$0
construction), operations and maintenance engineering,		\$0
highway planning, traffic studies, and research activities		\$0
<b>4.</b>		
A.4: Match Payments for Local Agency Projects		\$9,080,566
<b>B. DEBT SERVICE ON LOCAL OBLIGATIONS</b>		
<b>1. Bonds</b>		
B.1.a: Interest (including paying fees)		\$13,913,915
B.1.b: Redemption (Must equal item III, C.1)		\$85,408,054
<b>2. Notes</b>		
B.2.a: Interest (including paying fees)		\$3,540,817
B.2.b: Redemption (Must equal item III, C.2)		\$11,234,837
<b>C. 1. PAYMENTS TO OTHER JURISDICTIONS FOR WORK ON THEIR ROADS/STREETS</b>		
C.1.a: To counties		\$1,825,411
C.1.b: To cities		\$40,851,629
C.1.c: To other local agencies		\$2,989,896
C.1.d: To state for state highway projects		\$1,204,624
<b>D. 1. EXPENDITURES THAT ARE REIMBURSED FOR WORK DONE ON OTHERS' ROADS/STREETS</b>		
D.1.a: Non-road and street work		\$15,874,373
D.1.b: Work reimbursed by another agency for their road/street work		\$30,818,794
<b>TOTAL DISBURSEMENTS</b>		<b>1,398,051,673</b>
<b>ENDING BALANCE(S) (See Instructions on what should be included)</b>		<b>2,326,192,022</b>
<b>TOTAL FUNDS ACCOUNTED FOR (Must equal Total Funds Available for on Part I)</b>		<b>3,724,243,696</b>

Does Total Funds Available equal Total Funds Accounted for??

Please complete the following even if not part of road & street expense.	
HIGHWAY AND TRAFFIC POLICE EXPENSE	146,227,873.70
Please calculate or estimate the amount of police department expense applicable to traffic policing.	This is an amount
HIGHWAY AND TRAFFIC POLICE REVENUE SOURCE	This is the source, not a dollar amount
Please identify the source of revenue for traffic policing expenditures; i.e.,	

Albany	Ashland	Astoria	Baker City	Beaverton	Bend	Brookings
				\$299,747	\$2,355,695	
\$404,393	\$424,920		\$19,903	\$856,989	\$1,763,600	\$38,520
	\$82,934				\$6,334,310	
				\$2,284,594	\$11,269,013	
		\$24,939	\$42,841	\$175,275	\$287,220	
\$3,054,551	\$78,627	\$82,666	\$574,027		\$3,603,807	
	\$95,000			\$40,482	\$4,961,319	\$856,618
\$1,461,813	\$1,362,322	\$187,397	\$809,101	\$5,896,171	\$5,209,899	\$372,217
\$446,458	\$177,954	\$167,474	\$83,853	\$2,275,026	\$971,020	\$6,933
\$2,572	\$38,820	\$8,776	\$92,939		\$1,288,290	
		\$82,529				
\$1,204,164	\$2,048,666	\$82,692	\$196,109	\$2,519,421	\$7,091,644	\$46,391
	\$10,563				\$3,249,852	
\$0	\$70,000	\$0	\$0	\$0	\$18,835,262	\$0
						\$216
\$0	\$0	\$0	\$0	\$0	\$0	\$4,698
\$80,000			\$16,352			
\$6,653,951	\$4,389,805	\$636,473	\$1,835,124	\$14,347,705	\$67,220,929	\$1,325,593
\$14,101,627	\$5,535,939	\$2,690,479	\$1,856,323	\$28,036,777	\$142,892,743	\$1,010,589
\$20,755,578	\$9,925,744	\$3,326,953	\$3,691,447	\$42,384,482	\$210,113,672	\$2,336,182

TRUE TRUE TRUE TRUE TRUE TRUE TRUE

9,147,200.00	200,000.00	140,745.00	620,000.00	5,590,949.42	1,967,259.83	\$
This is an amount	This is an amount	This is an amount	This is an amount	This is an amount	This is an amount	This is an amount

General Fund	General Fund	GENERAL FUND	General Fund	General Funds	GENERAL FUND	
This is the source, not a dollar amount	This is the source, not a dollar amount	This is the source, not a dollar amount	This is the source, not a dollar amount	This is the source, not a dollar amount	This is the source, not a dollar amount	This is the source, not a dollar amount

2020 Mistake								New this Year							
Canby	Central Point	Coos Bay	Cornellus	Corvallis	Cottage Grove	Creswell	Dallas	Dunes City	Eagle Point	Estacada	Eugene	Fairview	Florence	Forest Grove	
										\$0	\$83,571				
\$33,627		\$19,350			\$25,431			\$315,853	\$38,256		\$3,608,383				
\$421,032	\$1,934,827			\$107,600					\$164,062	\$0	\$40,880				
\$246,599				\$163,501			\$79,945			\$85,294	\$0	\$313,437	\$1,376,583		
				\$2,152,201	\$30,736				\$2,482	\$5,000	\$4,185,552	\$183,141	\$604,907		
		\$1,808,024	\$361,853	\$3,268,478	\$95,902			\$1,917,085	\$202,178	\$170,815	\$14,346,152		\$564,148		
\$590,806				\$8,483			\$216,455			\$159,000	\$2,455,744	\$49,484			
\$2,068,025	\$670,825	\$2,158,034	\$79,046	\$524,610	\$275,823	\$188,558	\$113,346		\$191,024	\$137,515	\$8,733,817	\$49,477	\$29,500		
\$45,356	\$11,378	\$332,088		\$314,516	\$96,530	\$49,812	\$62,693		\$247,682	\$121,636	\$3,227,420	\$10,797	\$61,101		
		\$44,064			\$1,276					\$0					
		\$115,229								\$0					
		\$511,828								\$0					
\$110,999	\$1,478,375	\$789,322	\$1,082,441	\$437,679	\$637,516	\$142,250	\$489,764		\$241,718	\$176,660	\$4,882,624	\$421,307	\$564,339	\$1,853,192	
										\$10,000	\$22,967				
			\$414				\$89,881			\$0					
\$0	\$0	\$0	\$10,383	\$0	\$0	\$0	\$424,813		\$0	\$0	\$10,230,000	\$0	-	\$0	
		\$96,985								\$0					
\$0	\$59,000	\$0	\$0	\$0	\$0	\$0	\$0		\$0	\$0	\$0	\$0	\$132,237	\$0	
													\$277,381	\$0	
										\$0					
										\$0					
										\$0					
										\$0	\$264,038				
\$3,236,218	\$4,531,616	\$5,777,939	\$1,697,638	\$6,705,968	\$1,270,815	\$460,565	\$3,629,890		\$1,134,440	\$818,882	\$52,394,585	\$714,206	\$2,233,613	\$3,229,775	
\$8,082,942	\$3,492,652	\$8,033,659	\$8,501,736	\$62,060,357	\$1,822,584	\$1,909,584	\$8,360,856		\$3,374,972	\$1,863,355	\$36,476,875	\$1,599,232	\$211,600	\$19,966,221	
\$11,319,160	\$8,024,268	\$13,811,598	\$10,199,374	\$68,766,325	\$3,093,399	\$2,370,149	\$11,990,746		\$4,509,412	\$2,682,237	\$88,871,460	\$2,313,438	\$2,445,213	\$23,195,996	
TRUE	TRUE	TRUE	TRUE	TRUE	TRUE	TRUE	TRUE		TRUE	TRUE	TRUE	TRUE	TRUE	TRUE	
402,840.00	\$	\$	2,889,876.60	350,876.00	\$	459,070.00	1,157,338.00		1,290,015.00	35,810.00	2,903,047.00	-	2,380,202.00	1,437,245.80	
This is an amount	This is an amount	This is an amount	This is an amount	This is an amount	This is an amount	This is an amount	This is an amount		This is an amount	This is an amount	This is an amount	This is an amount	This is an amount	This is an amount	
General Fund			GF -Police Dept b	GENERAL FUND		General Fund	General Fund		General Fund Property Tax		General and Parking Funds		General	General Fund/Gr	
This is the source, not a dollar amount	This is the source, not a dollar amount	This is the source, not a dollar amount	This is the source, not a dollar amount	This is the source, not a dollar amount	This is the source, not a dollar amount	This is the source, not a dollar amount	This is the source, not a dollar amount		This is the source, not a dollar amount	General Fund	This is the source, not a dollar amount	This is the source, not a dollar amount	This is the source, not a dollar amount	This is the source, not a dollar amount	







Portland	Prineville	Redmond	Roseburg	Salem	Sandy	Scappoose	Seaside	Sheridan	Sherwood	Silverton	Springfield	St. Helens	Stayton	Sutherlin
\$1,603,806	\$19,120	\$0	\$0		\$1,170,955	\$0								
\$30,212,000	\$206,186	\$22,848	\$215,176		\$830,384	\$24,620					\$767,520			\$3,193
\$28,501		\$0	\$0		\$248,320	\$1,140,178								
\$55,712	\$529	\$0	\$0		\$0	\$717,495			\$560,651	\$138,874		\$198,071		\$180,000
\$3,246	\$1,500	\$600,704	\$0		\$361,816	\$490			\$76,322	\$195,275	\$71,853		\$238	\$77,285
\$30,574,311	\$640,022	\$1,369,988	\$1,017,933		\$0	\$0		\$47,599	\$5,678	\$13,058	\$4,816,654		\$257,377	\$199,302
\$56,536,042	\$865,625	\$0	\$233,161		\$48,490	\$143,220	\$101,610	\$5,194						
\$45,944,362	\$455,414	\$1,735,768	\$1,499,594	\$4,779,310	\$534,832	\$23,096		\$14,095	\$340,530	\$308,826	\$2,199,194	\$253,183	\$292,612	\$16,445
\$20,345,821	\$41,512	\$111,512	\$312,488	\$5,676,978	\$40,517	\$53,175	\$119,300	\$60,060	\$218,550	\$10,747	\$2,224,102			\$68,698
\$1,511,376		\$6,889	\$0	\$108,057	\$0	\$0								
\$94,933		\$0	\$0		\$0	\$0								
\$0		\$0	\$0		\$0	\$0								
\$73,122,664	\$666,454	\$3,818,413	\$1,233,297	\$1,062,470	\$182,962	\$384,105	\$5,728	\$8,284	\$1,304,665	\$209,582	\$1,321,140	\$867,660	\$331,900	\$188,300
\$0	\$3,177	\$0	\$0		\$0	\$0								
\$4,151,386		\$26,042	\$0		\$0	\$0					\$106,578			
\$28,035,000	\$0	\$530,000	\$0	\$0	\$0	\$0	\$0	\$0	\$0	\$0	\$1,939,000	\$0	-	
\$0		\$0	\$0		\$197,520	\$0						\$60,000		\$7,565
\$0	\$0	\$0	\$0	\$0	\$214,023	\$0	\$0	\$0	\$0	\$0	\$0	\$0	-	\$47,312
\$0		\$0	\$0	\$49,337	\$0	\$0								
\$0		\$0	\$0		\$0	\$0								
\$0		\$0	\$0		\$0	\$0								
\$0		\$0	\$0	\$444	\$0	\$0								
\$0		\$0	\$0		\$0	\$0								
\$17,817,200		\$0	\$19,485		\$0	\$0								
\$310,036,361	\$2,899,540	\$8,222,162	\$4,531,133	\$11,676,597	\$3,829,819	\$2,486,379	\$226,639	\$135,232	\$2,506,396	\$876,362	\$13,446,042	\$1,378,914	\$882,127	\$788,100
\$244,758,045	\$1,400,317	\$19,495,388	\$4,047,546	\$73,688,774	\$10,145,309	\$2,745,041	\$2,608,619	\$2,018,735	\$5,327,638	\$6,584,017	\$10,872,316	\$2,932,311	\$2,555,665	\$1,199,142
\$554,794,406	\$4,299,857	\$27,717,550	\$8,578,679	\$85,365,370	\$13,975,128	\$5,231,420	\$2,835,258	\$2,153,967	\$7,834,035	\$7,460,379	\$24,318,358	\$4,311,225	\$3,437,792	\$1,987,242
TRUE	TRUE	TRUE	TRUE	TRUE	TRUE	TRUE	TRUE	TRUE	TRUE	TRUE	TRUE	TRUE	TRUE	TRUE
3,289,311.11	1,927,565.00	828,042.95	3,706,087.00	2,572,564.29	\$	-	262,204.00	496,508.55	1,248,712.94	2,685,702.15	729,979.00	382,500.00	\$	1,271,443.00
This is an amount	This is an amount	This is an amount	This is an amount	This is an amount	This is an amount	This is an amount	This is an amount	This is an amount	This is an amount	This is an amount	This is an amount	This is an amount	This is an amount	This is an amount
General Fund	General Fund	General Fund (prc	General Fund	General Fund			Police Department		General Fund	General Fund	General Fund	General Fund		General Fund
This is the source, not a dollar amount	This is the source, not a dollar amount	This is the source, not a dollar amount	This is the source, not a dollar amount	This is the source, not a dollar amount	This is the source, not a dollar amount	This is the source, not a dollar amount	This is the source, not a dollar amount	This is the source, not a dollar amount	This is the source, not a dollar amount	This is the source, not a dollar amount	This is the source, not a dollar amount	This is the source, not a dollar amount	This is the source, not a dollar amount	This is the source, not a dollar amount

				New this Year						New this Year					
Sweet Home	Talent	The Dalles	Tigard	Tillamook	Troutdale	Tualatin	Umatilla	Veneta	Warrenton	West Linn	Wilsonville	Winston	Woodburn	Baker	
\$0								\$0				\$0		\$125,000	
\$0		\$19,942	\$682,709			\$2,946,592	\$395,748	\$0		\$44,366	\$215,625	\$0	\$19,406		
\$0		\$564,940		\$41,737			\$1,847,564	\$0			\$4,795,157	\$17,249	\$278,651		
\$0		\$330,189		\$136,070				\$0			\$0	\$0			
\$0		\$170,370	\$38,450			\$923,184		\$0	\$139,235	\$20,961	\$0	\$0		\$25,000	
\$0		\$103,970			\$768,677	\$1,367,135		\$0	\$351,789	\$2,742,943	\$0	\$261,037			
\$0			\$192,251	\$15,244		\$3,278,054		\$0			\$527,887	\$0			
\$600,000	\$510,623	\$2,681,733	\$1,666,602	\$38,999	\$469,443	\$797,567	\$529,661	\$555,778	\$147,246		\$3,114,786	\$388,024	\$36,235	\$1,673,872	
\$0		\$186,880	\$972,092	\$23,456		\$133,293	\$32,657	\$0		\$1,436,923	\$73,640	\$38,805		\$144,834	
\$0		\$3,625				\$574	\$8,529	\$0		\$60,589		\$0		\$205,941	
\$0								\$0		\$5,123		\$0			
\$0								\$0				\$0			
\$574,879	\$35,573	\$420,229	\$2,313,182		\$529,127	\$2,202,605	\$31,341	\$236,049	\$150,860	\$940,000	\$2,386,306	\$26,428	\$1,809,765	\$1,565,045	
\$0					\$222	\$809,250		\$0		\$30,962	\$1,180,798	\$0			
\$0	\$0	\$0	\$0	\$0	\$10,000	\$1,720,000	\$0	\$0	\$0	\$110,000	\$11,206,805	\$0	\$0	\$0	
\$0								\$0				\$0			
\$0	\$0	\$0	\$0	\$0	\$0	\$0	\$0	\$0	\$0	\$0	\$0	\$0	\$0	\$0	
\$0								\$0				\$0			
\$0								\$0				\$0			
\$0								\$0				\$0			
\$0								\$0				\$0			
\$0								\$0				\$0		\$36,821	
\$0								\$0				\$0		\$54,463	
\$0															
\$1,174,879	\$546,196	\$4,481,878	\$5,865,286	\$255,506	\$1,777,469	\$14,178,254	\$2,845,500	\$791,827	\$789,130	\$5,391,867	\$23,501,004	\$731,543	\$2,144,057	\$3,830,976	
\$0	\$1,434,473		\$61,180,783	\$3,342,530	\$5,950,378	\$25,957,282	\$1,361,227	\$2,475,222	\$3,995,068	\$7,860,761	\$9,643,613	\$571,110	\$18,803,463	\$2,263,042	
\$1,174,879	\$1,980,669	\$4,481,878	\$67,046,069	\$3,598,036	\$7,727,847	\$40,135,536	\$4,206,727	\$3,267,049	\$4,784,198	\$13,252,628	\$33,144,617	\$1,302,653	\$20,947,520	\$6,094,018	
TRUE	TRUE	TRUE	TRUE	TRUE	TRUE	TRUE	TRUE	TRUE	TRUE	TRUE	TRUE	TRUE	TRUE	TRUE	
\$	\$	131,203.00	6,080,894.00		591,905.67	400,150.00	257,751.61	921,446.00	37,019.00	1,585,000.00	4,992,914.00	373,279.00	\$	70,000.00	
This is an amount	This is an amount	This is an amount	This is an amount	This is an amount	This is an amount	This is an amount	This is an amount	This is an amount	This is an amount	This is an amount	This is an amount	This is an amount	This is an amount	This is an amount	
This is the source, not a dollar amount	This is the source, not a dollar amount	General Fund	General Fund	General Fund	General Fund	General Fund	General Fund	General Fund	General Fund, Loc Police Department Levy, Traffic Safety Revenue/Property Tax Levy - General Fund	General Fund	General Fund	General Fund	This is the source, not a dollar amount	This is the source, not a dollar amount	
This is the source, not a dollar amount	This is the source, not a dollar amount	This is the source, not a dollar amount	This is the source, not a dollar amount	This is the source, not a dollar amount	This is the source, not a dollar amount	This is the source, not a dollar amount	This is the source, not a dollar amount	This is the source, not a dollar amount	This is the source, not a dollar amount	This is the source, not a dollar amount	This is the source, not a dollar amount	This is the source, not a dollar amount	This is the source, not a dollar amount	This is the source, not a dollar amount	

Benton	Clackamas	Clatsop	Columbia	Coos	Crook	Curry	Deschutes	Douglas	Gilliam	Grant	Harney	Hood River.co	Inside RD#5	Jackson
\$7,618	\$576,705	\$14,250				\$906	\$350,400	\$106,800				\$0		\$292,826
\$235,208	\$2,684,573	\$313,648	\$158,027	\$19,350	\$5,918	\$32,550	\$1,182,482	\$1,186,022		\$32,984	\$3,962	\$0		\$1,004,832
	\$0	\$0									\$640,139	\$0		
	\$5,026,589	\$0										\$0		\$1,609,941
	\$2,619,213	\$79,949	\$72,683			\$3,866	\$571,884					\$0		
\$1,006,457	\$8,047,676	\$2,876,091	\$1,573,952	\$1,808,024		\$1,076,918	\$1,825,788	\$6,086,623	\$1,066,421	\$1,180,122		\$42,407		\$1,489,841
\$1,063,457	\$1,825,877	\$0				\$274,134	\$3,547,447		\$121,762		\$1,013,189	\$8,525		\$28,477
\$4,349,434	\$30,086,829	\$1,220,388	\$1,974,134	\$2,158,034	\$1,976,412	\$683,747	\$7,100,965	\$11,329,249	\$1,811,127	\$1,859,821	\$1,020,196	\$1,188,710	\$80,000	\$10,610,145
\$528,976	\$2,417,946	\$389,430	\$333,194	\$332,088	\$108,117	\$426,360	\$1,170,197	\$1,327,040	\$7,274	\$181,989		\$99,354		\$1,123,036
\$57,847	\$388,170	\$298,095	\$175,679	\$44,064	\$30,487	\$15,931	\$1,124,494	\$173,218	\$79,958	\$236,526		\$261,426		\$843,600
\$160,145	\$0	\$280,310	\$87,876	\$115,229		\$1,225	\$148,724			\$4,253		\$0		\$135,404
	\$1,474,106	\$0	\$26,110	\$511,828		\$1,235						\$0		
\$439,943	\$5,356,508	\$1,283,143	\$1,770,486	\$789,322	\$2,413,413	\$2,068,633	\$2,714,775	\$1,547,822	\$284,085	\$1,382,102	\$351,410	\$2,497,503	\$315,728	\$3,205,945
	\$30,120	\$0						\$6,283,439		\$844,387		\$0		\$60,705
	\$565,406	\$0										\$0		\$11,286
\$0	\$715,000	\$0	\$0	\$0	\$0	\$0	\$0	\$0	\$0	\$0	\$0	\$0	\$0	\$13,154
\$0	\$0	\$0	\$0	\$0	\$0	\$0	\$0	\$0	\$0	\$0	\$0	\$0	\$0	\$0
	\$0	\$0					\$0					\$0		
	\$348,532	\$0								\$406,243		\$0		
	\$0	\$0								\$360,123		\$0		
	\$0	\$0					\$1,200,000					\$0		
\$150,000	\$0	\$21,496				\$120,473	\$1,254,413				\$9,124	\$236,554		\$1,877,550
\$53,410	\$0	\$80,047				\$671,108	\$393,499					\$0		\$507,055
\$8,052,495	\$62,163,251	\$6,856,847	\$6,172,141	\$5,777,939	\$4,534,347	\$5,377,087	\$22,585,068	\$28,040,213	\$3,370,627	\$6,488,549	\$3,038,020	\$4,334,479	\$395,728	\$22,813,795
\$4,684,206	\$74,654,632	\$14,692,803	\$4,664,018	\$8,033,659	\$19,465,788	\$27,790,768	\$43,915,945	\$31,385,324	\$5,263,818	\$58,969,145	\$16,572,919	\$11,089,673	(\$86,816)	\$37,261,900
\$12,736,701	\$136,817,883	\$21,549,650	\$10,836,159	\$13,811,598	\$24,000,136	\$33,167,855	\$66,501,012	\$59,425,537	\$8,634,445	\$65,457,694	\$19,610,939	\$15,424,152	\$308,912	\$60,075,695
TRUE	TRUE	TRUE	TRUE	TRUE	TRUE	TRUE	TRUE	TRUE	TRUE	TRUE	TRUE	TRUE	TRUE	TRUE
2,589,633.00	\$	417,878.47	\$	\$	\$	1,927,122.40	13,460,906.26	2,183,839.00	1,439,210.00	\$	125,000.00	250,000.00	\$	724,201.79
This is an amount	This is an amount	This is an amount	This is an amount	This is an amount	This is an amount	This is an amount	This is an amount	This is an amount	This is an amount	This is an amount	This is an amount	This is an amount	This is an amount	This is an amount
Beach Patrol, Forest Patrol, Rural Law Enforcement District						GENERAL FUND	Law Enforce Tax	County Road Fun	Gilliam Co. Sheriff's Dept	General Fund	General Fund/Public Safety Levy	General Fund		
This is the source, not a dollar amount	This is the source, not a dollar amount	This is the source, not a dollar amount	This is the source, not a dollar amount	This is the source, not a dollar amount	This is the source, not a dollar amount	This is the source, not a dollar amount	This is the source, not a dollar amount	This is the source, not a dollar amount	This is the source, not a dollar amount	This is the source, not a dollar amount	This is the source, not a dollar amount	This is the source, not a dollar amount	This is the source, not a dollar amount	This is the source, not a dollar amount



Sherman	Tillamook	Umatilla_co	Union	Wallowa	Wasco	Washington	Wheeler	Yamhill	GRAND TOTAL
	\$406,849				\$0	\$8,773,273		\$0	\$21,001,969
\$23,990	\$882,053				\$25,313	\$9,716,850		\$782,174	\$92,786,910
	\$907,590				\$0	\$0		\$0	\$26,468,066
	\$0				\$27,518	\$16,874,440	\$2,952	\$0	\$64,186,903
	\$266,066				\$26,093	\$5,750,881		\$0	\$35,735,448
\$1,570,060	\$1,456,879				\$448,833	\$10,002,629		\$2,629,017	\$175,134,997
	\$0				\$10,413	\$9,070,055		\$0	\$119,834,020
									\$0
									\$0
\$952,287	\$1,892,002	\$6,845,190	\$2,914,408	\$2,205,540	\$2,363,130	\$10,545,454	\$196,341	\$5,439,448	\$309,568,652
\$38,919	\$292,605	\$1,643,910	\$66,581	\$292,677	\$220,287	\$4,859,806	\$1,236	\$384,695	\$75,162,041
\$42,422	\$44,105		\$462,710	\$231,001	\$294,198	\$535,732		\$41,587	\$10,931,671
	\$195,936		\$24,733		\$20,276	\$0		\$18,618	\$3,038,571
	\$309,308	\$10,900			\$0	\$0		\$0	\$7,387,655
\$40,000	\$1,007,544	\$1,619,901	\$468,193	\$51,260	\$293,921	\$22,458,654	\$352,944	\$2,110,816	\$240,071,856
									\$0
									\$0
									\$0
									\$0
									\$0
									\$0
									\$0
	\$32,906				\$0	\$236,003		\$0	\$9,080,566
	\$0				\$0			\$0	\$13,913,915
\$0	\$0	\$0	\$0	\$0	\$0	\$0	\$0	\$0	\$85,408,054
	\$0				\$0	\$2,647,819		\$199,952	\$3,540,817
\$0	\$0	\$0	\$60,982	\$0	\$0	\$7,592,637	\$0	\$455,308	\$11,234,837
	\$0				\$0	\$221,501		\$0	\$1,825,411
\$51,910	\$0				\$0	\$0		\$0	\$40,851,629
	\$0	\$150,000			\$0			\$0	\$2,989,896
	\$0				\$0	\$4,180		\$0	\$1,204,624
\$81,752	\$76,448		\$35,646		\$0	\$1,892,835		\$0	\$15,874,373
	\$0		\$100,437		\$54,980	\$6,188,295		\$0	\$30,818,794
\$2,801,339	\$7,770,292	\$10,269,901	\$4,133,690	\$2,780,478	\$3,784,962	\$117,371,044	\$553,472	\$12,061,615	\$1,398,051,674
\$2,882,549	\$12,260,036	\$8,207,313	\$4,771,737	\$6,759,125	\$7,898,588	\$234,061,356	\$5,294,950	\$8,062,897	\$2,326,192,022
\$5,683,888	\$20,030,328	\$18,477,214	\$8,905,427	\$9,539,603	\$11,683,550	\$351,432,400	\$5,848,422	\$20,124,512	\$3,724,243,696
TRUE	TRUE	TRUE	TRUE	TRUE	TRUE	TRUE	TRUE	TRUE	
588,309.36	\$	\$	\$	\$	100,000.00	\$	\$	514,000.00	146,227,873.70
This is an amount	This is an amount	This is an amount	This is an amount	This is an amount	This is an amount	This is an amount	This is an amount	This is an amount	

General Fund

This is the source, not  
a dollar amount

This is the source, not  
a dollar amount

This is the source, not  
a dollar amount

This is the source, not  
a dollar amount

This is the source, not  
a dollar amount

General Fund

This is the source, not  
a dollar amount

This is the source, not  
a dollar amount

This is the source, not  
a dollar amount

This is the source, not  
a dollar amount

General Fund estimated

This is the source, not  
a dollar amount

OREGON DEPARTMENT OF TRANSPORTATION  
In cooperation with The League of Oregon Cities and the Association of Oregon Counties

Please Return to:  
Economics@odot.state.or.us

Local Road and Street Questionnaire for the Fiscal Year Ending June 30, **2022**

Prepared by:	
E-mail	
Phone	

Local Jurisdiction Name: **Master**

ITEM		III. DEBT FOR ROAD AND STREET PURPOSES	AMOUNT	Albany	Ashland	Astoria	Baker City	Beaverton	Bend
A.	1. OPENING DEBT - <b>Should agree with prior year's closing debt amount</b>								
	A.1.a:	Bonds	\$385,783,734		\$515,000				\$69,286,263
	A.2.b:	Notes	\$106,638,690						\$0
B.	1. ISSUES								
	B.1.a:	Bonds (Must equal Part I, Item A.6.a)	131,912,048		\$0				\$46,300,000
	B.2.b:	Notes (Must equal Part I, Item A.6.b)	14,404,970		\$0				\$0
C.	1. REDEMPTION								
	C.1.a:	Bonds (Must equal Part II, Item B.1.b)	89,945,347		\$70,000				\$18,835,262
	C.1.b:	Notes (Must equal Part II, Item B.2.b)	11,088,740		\$0				\$0
D.	1. CLOSING DEBT								
	D.1.a:	Bonds	430,640,435		\$445,000				\$96,751,001
	D.1.b:	Notes	110,259,160		\$0				\$0



Brookings	Canby	Central Point	Coos Bay	Cornelius	Corvallis	Cottage Grove	Creswell	Dallas	Eagle Point	New this Year Escocada	Eugene
				\$10,384		\$45,915		\$1,087,174			
\$677,760		\$672,000									
\$0		\$0		\$0		\$0		\$4,340,000			\$10,230,000
\$250,000		\$1,900,000		\$0		\$0		\$0			\$0
\$0		\$0		\$10,383		\$6,293		\$424,813			\$10,230,000
\$4,698		\$59,000		\$0		\$0		\$0			\$0
\$0		\$0		\$1		\$39,622		\$5,002,361			\$0
\$923,062		\$2,513,000		\$0		\$0		\$0			\$0

Fairview	Florence	Forest Grove	Gladstone	Grants Pass	Gresham	Happy Valley	Hermiston	Hillsboro	Hood River	Independence	Junction City
					\$6,600,356						
	\$3,869,280				\$23,351,260						
	\$0				\$0						
	\$0				\$10,684,831						
	\$0				\$279,091						
	\$277,381				\$851,217						
	\$0				\$6,321,265						
	\$3,591,899				\$33,184,874						

	New This Year										
Kelzer	King City	Klamath Falls	La Grande	Lake Oswego	Lebanon	Lincoln City	Madras	McMinnville	Medford	Milton-Freewater	Milwaukie
\$1,506,000				\$13,225,962			\$536,820		\$3,632,757		\$16,896,661
					\$913,356		\$0		\$1,418,104		
\$0				\$0	\$0		\$0	\$0	\$0		\$0
\$0				\$0	\$0		\$0	\$0	\$1,570,139		\$0
\$106,000				\$499,950	\$0		\$40,845	\$1,445,000	\$334,755		\$0
\$0				\$0	\$77,292		\$0	\$152,120	\$1,047,119		\$0
\$1,400,000				\$12,726,012	\$0		\$495,975	\$1,445,000	\$3,298,002		\$16,896,661
\$0				\$0	\$836,064		\$0	\$152,120	\$1,941,124		\$0
								Payments for NB-D bypass			

Payments for NB-D bypass

Malala	Monmouth	Newberg	Newport	North Bend	Ontario	Oregon City	Pendleton	Philomath	Portland	Prineville	Redmond
									\$94,145,000		\$530,000
									\$63,712,302		\$475,000
									\$0		\$0
									\$28,035,000		\$530,000
									\$0		\$0
									\$129,822,302		\$475,000
									\$0		\$0

Roseburg	Salem	Sandy	Scappoose	Seaside	Sheridan	Sherwood	Silverton	Springfield	St. Helens	Stoyton	Sutherlin
	\$24,470,000	\$0									
		\$6,672,108									\$481,627
								\$5,921,000			
	\$0	\$0									\$0
	\$0	\$0									\$0
								-			
								-			
	\$6,470,000	\$0									\$0
	\$0	\$214,023									\$47,312
								\$1,939,000			
								-			
	\$18,000,000	\$0									\$0
	\$0	\$6,458,085									\$434,315
								\$3,982,000			
								-			

Sweet Home	Talent	The Dalles	Tigard	New This Year Tillamook	Troutdale	Tualatin	Umatilla	New This Year Veneta	Warrenton	West Linn	Wilsonville
					\$40,000	\$16,400,000				\$990,000	\$14,713,175
						\$0					
					\$0	\$0				\$0	\$4,515,380
					\$0	\$0				\$0	\$0
					\$10,000	\$1,720,000				\$110,000	\$11,206,805
					\$0	\$0				\$0	\$0
					\$30,000	\$14,680,000				\$880,000	\$8,021,750
					\$0	\$0				\$0	\$0

Winston	Woodburn	Baker	Benton	Clackamas	Clatsop	Columbia	Coos	Cornelius	Crook	Curry	Deschutes
				\$19,755,000							
				\$0							
				\$0							
				\$715,000							
				\$0							
				\$19,040,000							
				\$0							

Douglas	Gilliam	Grant	Harney	Hood River	Ironside RD#5	Jackson	Jefferson	Josephine	Juntura RD#4	Klamath	Lake
						\$221,843					
						\$0					
						\$0					
						\$0					
						\$13,154					
						\$0					
						\$208,688					
						\$0					



Lane	Lincoln	Linn	Malheur	Marion	Morrow	Multnomah	Nyssa RD #2	Ontario RD #3	Polk	Sherman	Tillamook
						\$100,815,424			\$360,000		
						\$1,059,817					
\$0						\$0			\$0		\$2,339,366
\$0						\$0			\$0		\$0
\$39,822						\$8,758,174			\$55,000		\$0
\$0						\$249,651			\$0		\$0
-\$39,822						\$92,057,250			\$305,000		\$2,339,366
\$0						\$810,166			\$0		\$0

Umatilla	Union	Wallowa	Wasco	Washington	Wheeler	Yamhill	GRAND TOTAL
							\$385,783,734
				\$58,729,579		\$8,793,799	\$106,638,690
	\$0			\$0		\$0	\$131,912,048
	\$0			\$0		\$0	\$14,404,970
	\$0			\$0		\$0	\$89,945,347
	\$60,982			\$7,592,637		\$455,308	\$11,088,740
	\$0			\$0		\$0	\$430,640,435
	-\$60,982			\$51,136,943		\$8,338,491	\$110,259,160

**Please Return to:**  
Economics@odot.state.or.us

2022

Local Jurisdiction Name: Master

Complete if roads in your jurisdiction are listed on the "NHS by County" tab.

[illegible]



\$ -	\$ -	\$ -	\$ -	\$ -	New this Year	\$ -	\$ -	\$ -	\$ 3,573,819	\$ -	\$ -	\$ -	\$ -	\$ -	\$ 318,095	\$ -	\$ -	\$ -	\$ -	\$ -	\$ -	\$ -
Hood River	Independence	Junction City	Keizer	King City	Klamath Falls	La Grande	Lake Oswego	Lebanon	Lincoln City	Madras	McMinnville	Medford	Milton-Freewater	Milwaukie	Molalla	Monmouth	Newberg	Newport				
							\$ 1,072,697															
							\$ 2,501,122															
												\$ 318,095										
							\$ 3,573,819					\$ 318,095										
							\$ -					\$ -										
							\$ -					\$ -										
							\$ -					\$ -										
							\$ -					\$ -										
							\$ -					\$ -										
							\$ -					\$ -										
							\$ -					\$ -										
							\$ -					\$ -										
							\$ -					\$ -										
							\$ -					\$ -										
							\$ -					\$ -										
							\$ -					\$ -										
							\$ -					\$ -										
							\$ -					\$ -										
							\$ -					\$ -										
							\$ -					\$ -										
							\$ -					\$ -										
							\$ -					\$ -										
							\$ -					\$ -										
							\$ -					\$ -										
							\$ -					\$ -										
							\$ -					\$ -										
							\$ -					\$ -										
							\$ -					\$ -										
							\$ -					\$ -										
							\$ -					\$ -										
							\$ -					\$ -										
							\$ -					\$ -										
							\$ -					\$ -										
							\$ -					\$ -										
							\$ -					\$ -										
							\$ -					\$ -										
							\$ -					\$ -										
							\$ -					\$ -										
							\$ -					\$ -										
							\$ -					\$ -										
							\$ -					\$ -										
							\$ -					\$ -										
							\$ -					\$ -										

[illegible]

[illegible]





[illegible]