

Orpheus County Feedback Meeting Agenda & Notes

Data for Public Health
Policy

Date: September 13, 2018 **Time:** 1:30-3:00 **Place:** PSOB AOC, 4th floor (or room 710)

ALL ORPHEUS DATA FROM SCREEN SHOTS SHOWN IN THESE MINUTES ARE FAKE

Counties: Baker; Benton (); **Clackamas** (Liz); **Clatsop** (Robyn); Columbia (); **Coos** (Joyce); Crook (); **Curry** (Michelle); **Deschutes** (Jenny, Kari); **Douglas** (Laura); Grant (); Harney (); **Hood-River** (Martha); **Jackson** (Al, Andrea, Celeste, Patty); **Jefferson** (Joy); Josephine (); Klamath (); Lake; **Lane** (Alice, Carolina, Heather, Lisa, Michelle, Phebe, Sarah); **Lincoln** (Mollie, Nancy); **Linn** (Debby, Jamie); **Malheur** (Tana); **Marion** (Dana, Dawn, Melanie); **Morrow** (Shelly); **Multnomah** (Sara), **NCPHD** (Jeremy); **Polk** (Kirk, Martha); **Tillamook** (Christina); **Umatilla** (Megan); Union (); Wallowa; Warm Springs (); **Washington** (Gladys, Jennifer, Sunghye); Wheeler; Yamhill (Dominique, Kara)

State: Heather, Kiley, June, Lisa, Maureen, Melissa, Michelle, Missy, Nasreen, Renee, Rob, Stephen

ZS

NOTES		
Item	Discussion/Decisions	Action items
1	<p>RSA site update and Password policy – Stephen</p> <ul style="list-style-type: none"> - The RSA site has been updated. Please use https://rsa.dhsoha.oregon.gov. - New Password policy. It will be impossible to change your password if you don't adhere to the new password policy. <hr/> <p style="text-align: center;"><i>NEW PASSWORD POLICY</i></p> <hr/> <ul style="list-style-type: none"> • Your new password must be updated every 60 days (used to be 90) – you will be prompted to change it. 	<p>Orpheus Users to use the new RSA site: https://rsa.dhsoha.oregon.gov</p> <p>Orpheus Users to be careful to follow Oregon's new password policy.</p> <p>Best Practice: go to the 1click site to <u>change your Citrix password</u>; this removes the RSA fob from the process. https://1click.dhsoha.oregon.gov/vpn/index.html</p>

Orpheus County Feedback Meeting Agenda & Notes

*Data for Public Health
Policy*

- Your new permanent password must have at least 10 characters (used to be 9 characters)
- Your new permanent password must include at least 1 character from each of these 4 categories
 - An uppercase letter (A – Z)
 - A lowercase letter (a – z)
 - A number (0 – 9)
 - A special character (% @ # \$! * ? / + > < [] { } \ -)
- Passwords CANNOT:
 - Contain any spaces
 - Include the user's name, any proper names, or words found in the dictionary
 - Be too similar to the 24 previously-used passwords ☹️

What this means to you:

- If you don't change your password every 60 days your Orpheus account will be deactivated.
- You must follow the new requirements each time your Citrix password expires (which will be every 60 days) OR needs to be reset.

Setting a calendar reminder might be one way to avoid forgetting this new timeframe for changing your password.

Of note, when you change your password in Citrix, you will not get an error message if your new password does not meet the requirements. If

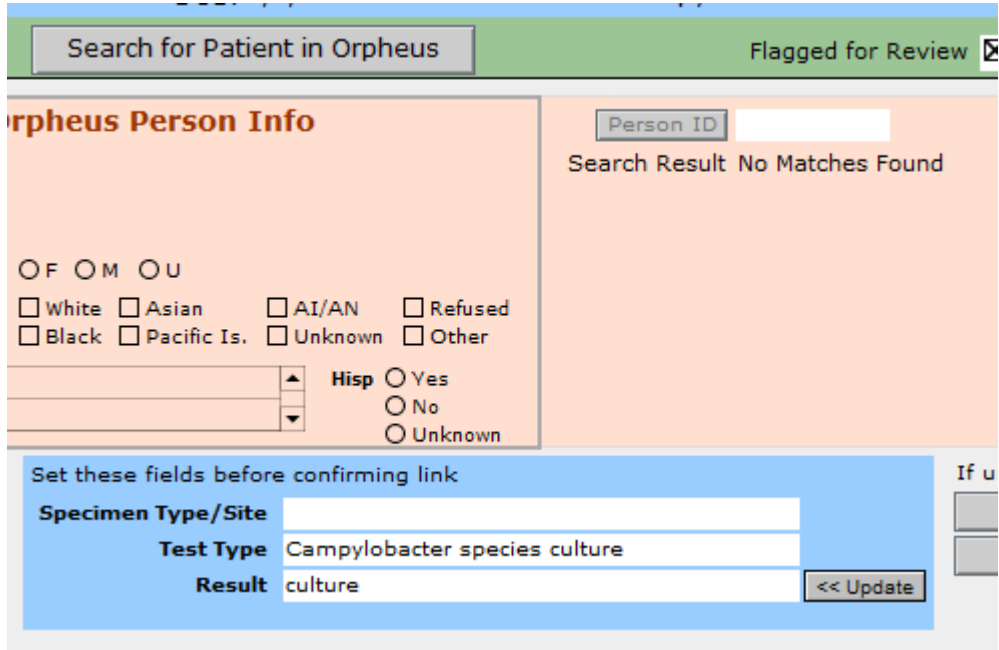
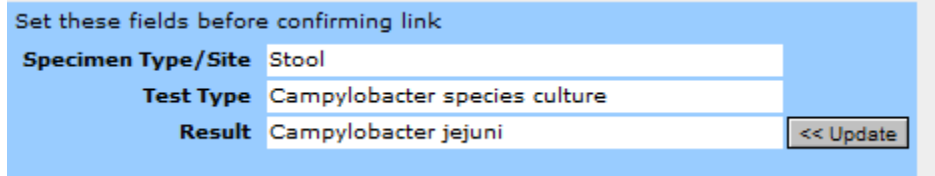
Orpheus County Feedback Meeting Agenda & Notes

*Data for Public Health
Policy*

	<p>you have successfully met the requirements, when you log in to Citrix you will see all of your usual apps (e.g., DUDE, Orpheus, etc.). If you have not successfully met the requirements, you will not see any of your apps.</p>	
2	<p>Electronic Laboratory Reporting updates/issues – Michelle</p> <ul style="list-style-type: none"> - Multnomah County Health Department Lab is in testing. We expect them to go live next week. We will be able to map their data even though they are using a slightly different standard. 	
3	<p>Cleaning up ELR <u>BEFORE</u> processing for viewing in Orpheus Case Labs – June/Michelle</p> <ul style="list-style-type: none"> - The purpose of this process is to clean up the lab data to display after the importing or linking the lab. 	<p>Orpheus Users to be sure to set the Specimen Type/Site, Test Type, and result fields, BEFORE confirming ELR link. This way the data displayed in the Orpheus case record will be easier to read, and will be what is printed on a case report form if there is a record request.</p> <p>This is especially important with multi plex PCR panels and multiple negative and positive results.</p>

Orpheus County Feedback Meeting Agenda & Notes

Data for Public Health
Policy

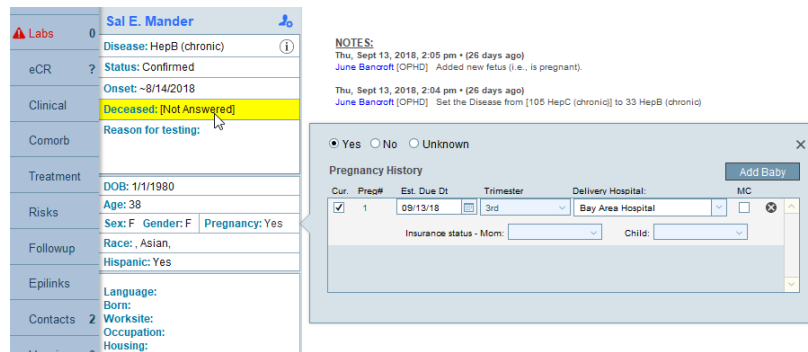
	 <p>Change these fields to make them accurate and relevant:</p> 	
<p>4</p>	<p>PCR positive specimens without culture confirmation – Julie</p> <ul style="list-style-type: none"> - If a PCR is positive and if subsequent culture is negative, whether from a private lab or OSPHL, the case will still be Presumptive based on the positive PCR. 	

Orpheus County Feedback Meeting Agenda & Notes

Data for Public Health
Policy

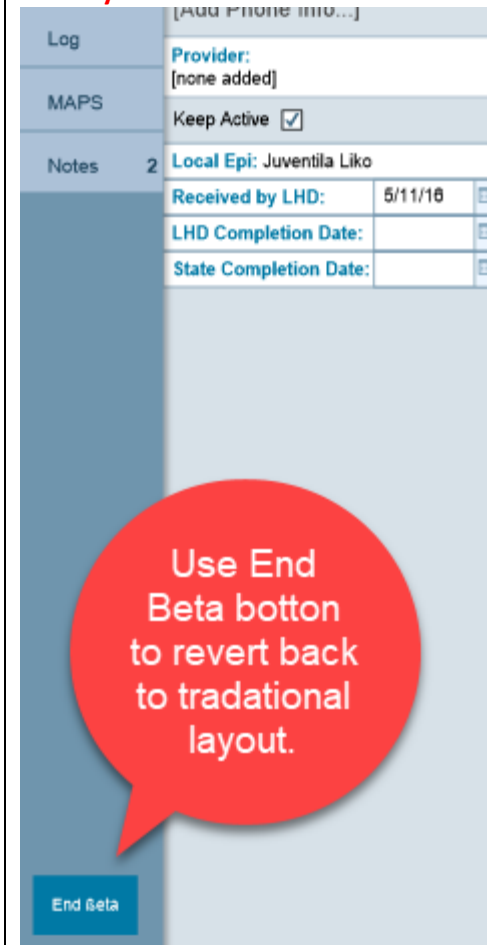
5 Changes/updates to Royal Orpheus layouts – Michelle and Users

- Since our most recent interface replacement, Orpheus is now defaulting to the new layout scheme, which has a few bugs, mostly with regard to contacts, on the following layouts: Hepatitis, Vaccine Preventable.
- Pregnancy Status section has built out in new layout



Orpheus Users to report any new bugs on any new layout to the Orpheus Tech Team.

Orpheus Users to fall back to the End Beta button when new layout becomes too troublesome.



Orpheus County Feedback Meeting Agenda & Notes

Data for Public Health
Policy

<table border="1" style="width: 100%; border-collapse: collapse;"> <tr><td>Summary</td><td>515629</td></tr> <tr><td>Labs</td><td>0</td></tr> <tr><td>eCR</td><td>?</td></tr> <tr><td>Clinical</td><td></td></tr> <tr><td>Comorb</td><td></td></tr> <tr><td>Treatment</td><td></td></tr> <tr><td>Risks</td><td></td></tr> <tr><td>Followup</td><td></td></tr> <tr><td>Epilinks</td><td></td></tr> <tr><td>Contacts</td><td>2</td></tr> <tr><td>Vaccines</td><td>0</td></tr> <tr><td>Docs</td><td>0</td></tr> <tr><td>Letters</td><td>0</td></tr> <tr><td>Log</td><td></td></tr> <tr><td>Notes</td><td>2</td></tr> </table>	Summary	515629	Labs	0	eCR	?	Clinical		Comorb		Treatment		Risks		Followup		Epilinks		Contacts	2	Vaccines	0	Docs	0	Letters	0	Log		Notes	2	<div style="border: 1px solid gray; padding: 5px;"> <div style="display: flex; justify-content: space-between;"> Sal E. Mander CONTACTS </div> <p>None Elicited <input type="checkbox"/></p> <table border="1" style="width: 100%; border-collapse: collapse;"> <thead> <tr> <th>Name</th> <th>Age</th> <th>Sex</th> <th>Ref</th> <th>Done</th> </tr> </thead> <tbody> <tr> <td>Schmo, Jo</td> <td>17</td> <td>F</td> <td></td> <td><input type="checkbox"/></td> </tr> <tr> <td>Mander, Newborn Baby</td> <td></td> <td></td> <td>Infant</td> <td><input type="checkbox"/></td> </tr> </tbody> </table> <div style="border: 1px solid gray; padding: 5px;"> <p>Mander, Newborn Baby Sick <input type="checkbox"/> Contact has compatible signs/symptoms (or seroconverted) Onset <input type="text"/></p> <p>Ix / Demo Prophyl / Tx Vaccine Labs / Provider Links Docs</p> <div style="display: flex; justify-content: space-between;"> <div> <p>DOB: <input type="text"/></p> <p>Age: <input type="text"/></p> <p>Sex: <input type="text"/></p> </div> <div> <p>Race: <input type="text"/></p> <p>Hispanic: <input type="text"/></p> <p>Occupation: <input type="text"/></p> <p>Relation: Infant</p> <p>Pregnancy # 1 Birth Weight <input type="text"/></p> </div> <div> <p>ID 381051</p> <p>County: Multnomah</p> <p>Transfer Status: <input type="text"/></p> <p>Followup County <input type="text"/></p> </div> </div> <div style="display: flex; justify-content: space-between; margin-top: 10px;"> <div> <p>888 SW Morrison Portland, OR 97209</p> <p>[Add Phone Info...]</p> </div> <div> <p>Interview Type: <input type="text"/></p> <p>Interview Date: <input type="text"/></p> <p>Interview Status: Not Yet</p> <p>Interviewer: <input type="text"/></p> <p>Education Provided: <input type="radio"/> Yes <input type="radio"/> by Proxy <input type="radio"/> No</p> </div> <div> <p>Follow-up completed <input type="text"/></p> <p>Completed reason <input type="text"/></p> <p>Case Management Completed <input type="checkbox"/></p> </div> </div> <p>Notes</p> <p>Add a QuickNote...</p> </div> </div>	Name	Age	Sex	Ref	Done	Schmo, Jo	17	F		<input type="checkbox"/>	Mander, Newborn Baby			Infant	<input type="checkbox"/>
Summary	515629																																													
Labs	0																																													
eCR	?																																													
Clinical																																														
Comorb																																														
Treatment																																														
Risks																																														
Followup																																														
Epilinks																																														
Contacts	2																																													
Vaccines	0																																													
Docs	0																																													
Letters	0																																													
Log																																														
Notes	2																																													
Name	Age	Sex	Ref	Done																																										
Schmo, Jo	17	F		<input type="checkbox"/>																																										
Mander, Newborn Baby			Infant	<input type="checkbox"/>																																										

Notice that Tab Order is consistent among the disease modules until you get toward the bottom of the screen, where you might see some disease-module-specific tabs, e.g., Pertussis has the Metro Area Pertussis Surveillance (MAPS) tab.

Orpheus County Feedback Meeting Agenda & Notes

*Data for Public Health
Policy*

The screenshot shows the MAPS application interface. On the left is a sidebar menu with the following items: Vaccines 10, Docs 0, Letters 1, Log, MAPS (highlighted), and Notes 2. The main window is titled 'MAPS' and contains the following fields and controls:

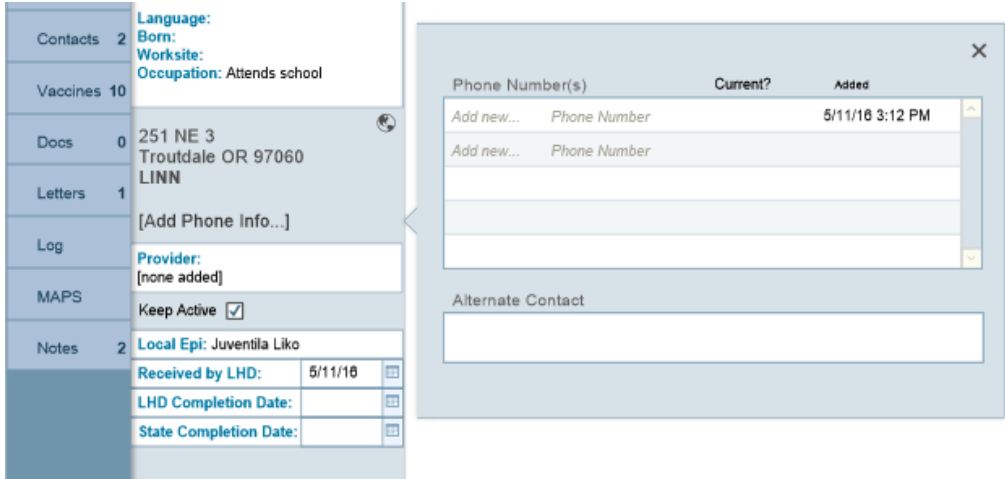
- CDC Case Status: Confirmed (dropdown)
- Doctor Visits Date: [empty field]
- Antibiotic: Y N U (radio buttons)
- Tested for Pert.: Y N U (radio buttons)
- Lab testing done?: Yes, No, Unknown (radio buttons)
- Is a laboratory sample available?: Yes, isolate; Yes, specimen/DNA; Yes, isolate and specimen/DNA; No (radio buttons)
- Isolate ship date: [empty field with calendar icon]
- Vaccinated?: Yes, No, Unknown (radio buttons)
- No. of Vax. doses: [empty field]
- No. of contacts AB rec.: [empty field]
- No. of people in HH: [empty field]
- Epi-link ID: [empty field]
- Pregnancy Status: [empty dropdown]

Feature requests:

- Please give more functionality to the phone number field, e.g., add more usable space for alternative contact.
- Make Phone notes more visible so that one doesn't have to click on the pop out.
- Make the new layout easier to read, e.g., higher contrast would be useful.

Orpheus County Feedback Meeting Agenda & Notes

Data for Public Health
Policy

	<p>- Make the NOTES area wider on the SUMMARY Page</p> 	
<p>6</p>	<p>(Race, Ethnicity, and Language -- Disability) REAL-D data fields and online training workgroup status – June</p> <ul style="list-style-type: none"> - They are working on a training curriculum. - State is using Campy cases to pilot. 	<p>Orpheus Users to give any and all feedback re: REAL-D to June or Tasha.</p>
<p>7</p>	<p>Training topics (first Wednesdays 10:30-11:30) – All</p> <ul style="list-style-type: none"> - Nothing currently is lined up for October. <p>Topics included</p> <ul style="list-style-type: none"> - Animal Bites - Hepatitis reporting 	<p>Orpheus Users to contact June re: any training topics.</p>

Orpheus County Feedback Meeting Agenda & Notes

*Data for Public Health
Policy*

	<ul style="list-style-type: none">- New user training.- Co-morbidity analysis.-	
<p>1st Wednesday Training Webinars (10:30 to 11:30):</p> <ul style="list-style-type: none">- September 5th – County Review Tool update- Any new user training needs? Intermediate? Other topics		
<p>Future Meetings: 2nd Thursdays @ 1:30 PM October 11th, 2018 November 8th, 2018</p>		