

Oregon Health Authority


Public Health Division

Center for Public Health Practice

August 2019

MEMENTO MORBI

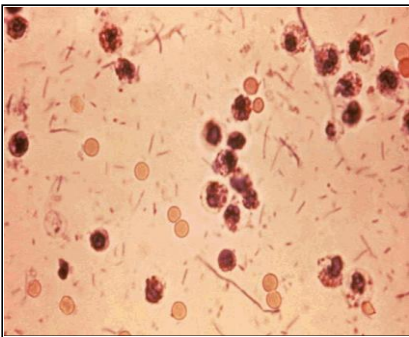
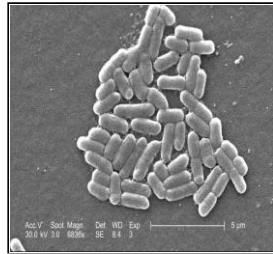
A Monthly Communicable Disease Surveillance Report



Oregon Public Health Division
Center for Public Health Practice

Table of Contents

About Memento Morbi	3
Notifiable Diseases by Month	4
Notifiable Diseases by County	6
Notifiable Diseases of Low Incidence	9
Sexually Transmitted Diseases: Chlamydia, gonorrhea, HIV, syphilis	10
Notifiable Diseases by Age, Sex, Race and County	11



About *Memento Morbi*

This monthly report contains an early source of infectious disease surveillance data for Oregon. These data are important for monitoring early trends of notifiable infectious diseases and for targeting prevention and control efforts. The purpose of this document is to summarize important information data users should know about the report to facilitate proper analysis and interpretation.

1. This report comprises compilations of data received by offices of the Oregon State Public Health Division (OSPHD).
2. The diseases reportable by law may increase or decrease over time.
3. The reporting status of diseases included may be determined by state law or be acquired through voluntary submissions.
4. Data are provisional and subject to change upon the completion of ongoing disease investigations.
5. *Memento Morbi* is prepared in the two weeks following the end of the calendar month; delayed case reports would be included in later issues. The same would apply to subsequent differences resulting from duplicates or erroneous data entries in individual reports.
6. Temporal distributions are generally based upon the date of onset or if unavailable, the next available date for epidemiologic purposes, including date of specimen collection, date reported to the local health department, or date reported to OSPHD. Exceptions include tuberculosis cases by date of report to CDC and HIV/AIDS reported by date of diagnosis, STDs by local health report date.
7. Starting in August of 2012, the STD data are now presented in more detail on the website

<http://public.health.oregon.gov/DISEASES/CONDITIONS/COMMUNICABLEDISEASE/DISEASESURVEILLANCEDATA/STD/Pages/index.aspx#countyquarter>

and the HIV data at

<http://public.health.oregon.gov/DiseasesConditions/CommunicableDisease/DiseaseSurveillanceData/HIVData/Pages/epiprofile.aspx>

8. Data pertaining to race and ethnicity may be incomplete and may have been collected differently for the various notifiable diseases and across time.

In Summary

These data are subject to change, reflecting recent entry of information received from reporting sources.

Reported Cases of Selected Notifiable Diseases or Conditions in Oregon by Month
2019

	Jan	Feb	Mar	Apr	May	Jun	Jul	Aug	YTD
Campylobacter	83	56	62	62	72	103	136	115	689
Carbapenem-resistant Enterobacteriaceae	13	11	10	15	17	12	13	17	108
Cryptococcosis	1	0	4	3	1	6	6	4	25
Cryptosporidiosis	25	14	16	26	19	19	30	19	168
E. coli(STEC)	15	13	26	29	24	25	34	53	219
Giardiasis	24	19	20	17	19	31	25	22	177
HUS	1	0	0	0	0	0	1	2	4
Haemophilus influenzae	9	8	10	7	6	8	9	5	62
Hepatitis A (acute)	0	2	5	4	2	1	3	3	20
Hepatitis B (acute)	3	0	1	3	2	3	5	5	22
Hepatitis B (chronic)	33	24	32	30	19	25	24	28	215
Hepatitis C (acute)	2	0	5	3	2	5	3	3	23
Hepatitis C (chronic)	444	425	418	496	471	414	435	453	3556
Legionellosis	4	3	2	3	9	6	5	10	42
Listeriosis	0	1	1	0	3	1	1	2	9
Lyme disease	4	2	6	6	2	7	9	11	47
Malaria	0	0	1	0	1	0	0	0	2
Measles	5	0	5	4	0	0	4	6	24
Meningococcal Disease	1	0	2	1	1	0	2	1	8
Mumps	0	1	0	0	0	2	0	2	5
Non Mycobacterium TB	5	3	5	5	1	0	3	2	24
Pertussis	22	13	9	18	38	38	47	19	204
Salmonella	19	27	33	29	43	36	45	76	308
Shigella	16	19	16	17	13	13	15	12	121
Vibrio infections	1	1	0	1	2	6	15	8	34
West Nile	0	0	0	0	0	0	2	3	5
Yersinia	8	9	1	6	9	3	3	2	41
YTD	738	651	690	785	776	764	875	883	6162

Reported Cases of Selected Notifiable Diseases or Conditions in Oregon by Month
2018

	Jan	Feb	Mar	Apr	May	Jun	Jul	Aug	YTD
Campylobacter	39	63	66	77	78	129	132	97	681
Carbapenem-resistant Enterobacteriaceae	13	11	16	12	7	8	18	15	100
Cryptococcosis	9	6	9	4	5	9	7	6	55
Cryptosporidiosis	29	33	32	40	27	27	22	21	231
E. coli(STEC)	14	7	21	31	44	32	44	42	235
Giardiasis	29	32	28	29	23	29	29	31	230
HUS	0	0	1	1	1	1	4	2	10
Haemophilus influenzae	13	8	10	8	5	12	5	6	67
Hepatitis A (acute)	3	1	3	2	2	3	4	1	19
Hepatitis B (acute)	2	1	3	5	0	2	0	2	15
Hepatitis B (chronic)	42	28	43	36	37	38	43	25	292
Hepatitis C (acute)	0	2	2	3	2	3	2	3	17
Hepatitis C (chronic)	529	416	499	485	463	439	457	479	3767
Legionellosis	4	1	1	4	5	2	6	7	30
Listeriosis	1	1	1	1	0	1	1	2	8
Lyme disease	3	7	5	10	12	4	8	7	56
Malaria	1	1	2	0	1	1	5	2	13
Measles	0	0	0	0	0	1	2	2	5
Meningococcal Disease	3	2	1	2	2	1	0	0	11
Mumps	1	3	5	2	2	3	0	1	17
Non Mycobacterium TB	4	2	2	4	6	6	4	2	30
Pertussis	18	29	31	70	111	57	38	52	406
Salmonella	32	36	31	37	38	44	111	71	400
Shigella	9	13	12	13	12	15	37	90	201
Vibrio infections	1	2	0	0	2	11	20	23	59
West Nile	0	0	0	0	0	0	0	1	1
Yersinia	6	3	3	3	5	3	2	4	29
YTD	805	708	827	879	890	881	1001	994	6985

Reported Cases of Select Notifiable Diseases or Conditions in Oregon by County
January - August 2019

	Baker	Benton	Clackamas	Clatsop	Columbia	Coos	Crook	Curry	Deschutes	Douglas	Gilliam	Grant	Harney
Campylobacter	4	25	54	13	6	8	10	0	60	29	0	0	1
Carbapenem-resistant Enterobacteriaceae	0	1	13	1	0	1	2	2	3	3	0	2	0
Cryptococcosis	0	0	2	1	2	0	0	0	3	0	0	0	0
Cryptosporidiosis	0	21	9	4	3	0	8	0	8	11	0	0	0
E. coli(STEC)	2	7	20	5	3	0	4	1	14	9	0	0	3
Giardiasis	0	9	13	3	3	0	1	1	13	8	0	0	1
HUS	0	1	1	0	0	0	0	0	1	0	0	0	0
Haemophilus influenzae	0	0	4	1	0	2	0	0	2	4	0	0	0
Hepatitis A (acute)	0	0	5	0	0	0	0	0	4	0	0	0	0
Hepatitis B (acute)	1	0	1	0	0	0	1	0	0	1	0	0	0
Hepatitis B (chronic)	1	1	16	1	3	0	0	2	3	1	0	0	0
Hepatitis C (acute)	0	0	0	1	1	0	0	0	2	1	0	0	0
Hepatitis C (chronic)	24	46	234	52	58	118	23	32	133	137	0	2	7
Legionellosis	0	0	6	1	0	1	2	2	2	1	0	0	0
Listeriosis	0	0	2	0	0	0	0	0	0	2	0	1	0
Lyme disease	0	4	2	0	0	0	0	2	2	3	0	0	0
Malaria	0	0	1	0	0	0	0	0	0	0	0	0	0
Measles	0	0	7	0	1	0	0	0	0	0	0	0	0
Meningococcal Disease	0	0	2	0	0	0	0	0	0	0	0	0	0
Mumps	0	0	1	0	0	0	0	0	0	0	0	0	0
Non Mycobacterium TB	0	0	2	0	1	0	0	0	2	2	0	0	0
Pertussis	0	0	19	0	2	9	0	2	48	0	0	0	0
Salmonella	2	2	22	2	2	5	3	0	17	14	1	1	1
Shigella	0	0	10	0	3	0	0	0	2	0	0	0	0
Vibrio infections	0	0	1	0	0	0	0	1	5	0	0	0	0
West Nile	0	0	0	0	0	0	0	0	1	0	0	0	2
Yersinia	0	1	6	0	1	0	1	0	8	4	0	0	0
All	34	118	453	85	89	144	55	45	333	230	1	6	15

Reported Cases of Select Notifiable Diseases or Conditions in Oregon by County
January - August 2019

	Hood River	Jackson	Jefferson	Josephine	Klamath	Lake	Lane	Lincoln	Linn	Malheur	Marion	Morrow	Multnomah
Campylobacter	5	26	7	13	10	0	39	10	15	6	46	5	152
Carbapenem-resistant Enterobacteriaceae	0	5	0	4	3	0	5	1	3	0	13	0	16
Cryptococcosis	1	0	0	0	1	0	1	0	0	0	1	0	4
Cryptosporidiosis	1	1	4	2	7	2	8	2	16	1	4	1	30
E. coli(STEC)	2	9	0	3	3	0	11	0	6	2	13	2	40
Giardiasis	1	4	2	1	4	2	6	2	4	2	9	1	52
HUS	0	0	0	0	0	0	0	0	0	0	0	0	0
Haemophilus influenzae	0	3	0	2	2	1	8	1	4	1	5	0	14
Hepatitis A (acute)	0	0	0	0	1	0	4	0	0	0	1	0	0
Hepatitis B (acute)	0	0	1	0	0	0	1	1	0	1	3	0	8
Hepatitis B (chronic)	0	7	0	1	3	0	11	1	2	0	25	1	78
Hepatitis C (acute)	0	1	0	1	0	0	4	1	0	0	6	0	2
Hepatitis C (chronic)	10	259	32	119	62	11	299	63	110	65	297	9	716
Legionellosis	0	2	0	3	0	1	1	0	1	0	0	0	10
Listeriosis	0	0	0	0	0	0	1	0	0	0	0	0	1
Lyme disease	3	9	0	2	0	0	3	0	2	0	2	0	8
Malaria	0	0	0	0	0	0	0	0	0	0	0	0	1
Measles	0	0	0	0	0	0	0	0	0	0	2	0	14
Meningococcal Disease	0	1	1	0	2	0	0	0	0	0	0	0	2
Mumps	0	0	0	0	0	0	0	0	0	0	1	0	3
Non Mycobacterium TB	0	0	1	2	0	0	2	0	2	0	2	0	5
Pertussis	0	13	0	1	0	0	4	6	5	0	22	0	48
Salmonella	1	17	3	9	7	1	39	1	2	2	40	2	43
Shigella	3	3	0	2	0	0	2	0	4	1	18	1	50
Vibrio infections	0	1	1	1	0	0	0	1	0	0	3	1	12
West Nile	0	0	0	0	0	0	0	0	0	2	0	0	0
Yersinia	0	1	1	1	0	0	1	0	0	0	2	0	7
All	27	362	53	167	105	18	450	90	176	83	515	23	1316

Reported Cases of Select Notifiable Diseases or Conditions in Oregon by County
January - August 2019

	Polk	Sherman	Tillamook	Umatilla	Union	Wallowa	Wasco	Washington	Wheeler	Yamhill	All
Campylobacter	8	0	1	18	5	3	1	90	0	19	689
Carbapenem-resistant Enterobacteriaceae	4	0	1	1	0	0	0	18	0	6	108
Cryptococcosis	0	0	1	0	0	0	0	7	0	1	25
Cryptosporidiosis	0	0	8	5	0	0	0	10	0	2	168
E. coli(STEC)	7	0	0	9	1	0	0	37	1	5	219
Giardiasis	1	0	0	6	1	1	2	22	0	2	177
HUS	0	0	0	1	0	0	0	0	0	0	4
Haemophilus influenzae	2	0	0	1	0	0	0	4	0	1	62
Hepatitis A (acute)	0	0	0	1	0	0	0	4	0	0	20
Hepatitis B (acute)	0	0	0	0	0	0	0	1	0	2	22
Hepatitis B (chronic)	3	0	0	0	1	0	0	53	0	1	215
Hepatitis C (acute)	0	0	1	0	0	0	0	2	0	0	23
Hepatitis C (chronic)	54	2	29	75	16	9	23	293	0	137	3556
Legionellosis	0	0	0	0	0	0	0	9	0	0	42
Listeriosis	0	0	0	0	0	0	0	2	0	0	9
Lyme disease	0	0	0	0	0	1	0	4	0	0	47
Malaria	0	0	0	0	0	0	0	0	0	0	2
Measles	0	0	0	0	0	0	0	0	0	0	24
Meningococcal Disease	0	0	0	0	0	0	0	0	0	0	8
Mumps	0	0	0	0	0	0	0	0	0	0	5
Non Mycobacterium TB	0	0	0	0	1	0	0	2	0	0	24
Pertussis	0	0	2	0	0	0	0	20	0	3	204
Salmonella	2	1	2	10	2	0	2	46	0	4	308
Shigella	1	0	1	1	0	0	0	18	0	1	121
Vibrio infections	0	0	0	1	0	0	0	6	0	0	34
West Nile	0	0	0	0	0	0	0	0	0	0	5
Yersinia	1	0	0	1	0	0	0	4	0	1	41
All	83	3	46	130	27	14	28	652	1	185	6162

Reported Cases of Low Incident Notifiable Diseases or Conditions by Year in Oregon
January - August

	2010	2011	2012	2013	2014	2015	2016	2017	2018	2019	Total
Babesiosis	0	1	0	0	1	4	1	3	6	2	18
Botulism	0	2	5	3	1	3	3	1	2	1	21
Brucellosis	0	1	0	2	1	0	1	1	1	1	8
Chikungunya	0	0	0	0	0	0	0	0	1	0	1
Cyclosporiasis	0	0	1	0	1	0	1	1	2	5	11
Dengue Fever	5	1	3	3	4	3	7	4	8	9	47
Ehrlichiosis	0	4	0	0	0	1	1	1	0	0	7
Hantavirus pulmonary syndrome	3	2	2	1	1	0	1	0	1	0	11
Leishmaniasis	0	0	0	0	0	0	0	1	1	3	5
Leptospirosis	0	1	0	0	2	0	2	1	4	2	12
Plague	2	0	2	0	0	1	0	0	0	0	5
Q fever	2	1	3	1	8	2	2	8	6	2	35
Relapsing Fever	0	0	3	0	0	3	3	0	2	1	12
Rocky Mtn Spotted fever	1	0	1	1	2	4	4	4	4	4	25
Rubella	0	0	0	1	0	0	0	0	0	0	1
Scrombroid	0	0	0	0	0	2	3	0	0	5	10
Taeniasis	1	4	3	1	2	2	1	1	1	2	18
Tick Paralysis	0	0	0	0	0	0	0	1	0	0	1
Tularemia	2	4	0	1	4	5	4	1	8	1	30
Zika	0	0	0	0	0	0	0	6	1	0	7
Total	16	21	23	14	27	30	34	34	48	38	285

For a breakdown of Chlamydia, Gonorrhea, HIV, or Early Syphilis in Oregon by county and quarter of report in please visit

Chlamydia, Gonorrhea, or Early Syphilis

<http://public.health.oregon.gov/DISEASES/CONDITIONS/COMMUNICABLEDISEASE/DISEASESURVEILLANCE/STI/Pages/index.aspx#countyquarter>

HIV

<http://public.health.oregon.gov/DiseasesConditions/CommunicableDisease/DiseaseSurveillanceData/HIVData/Pages/epiprofile.aspx>

Oregon Campylobacter Cases
January - August

	Age Group in Years												Total
	00-04	05-09	10-14	15-19	20-24	25-29	30-39	40-49	50-59	60-69	70-79	80+	
2010	81	24	13	38	36	58	79	74	80	57	32	16	588
2011	79	34	29	32	34	53	96	87	95	88	34	27	688
2012	59	20	18	23	40	37	104	91	100	95	32	18	637
2013	53	27	13	32	36	56	104	75	90	70	29	21	606
2014	52	28	15	34	35	43	84	75	82	75	38	14	575
2015	59	30	22	20	40	59	113	82	72	79	46	17	639
2016	53	28	24	24	45	59	113	72	107	96	48	18	687
2017	66	21	18	26	41	59	117	79	107	114	55	25	728
2018	63	13	21	34	52	60	98	91	87	85	62	15	681
2019	65	26	15	24	37	42	106	93	99	93	65	24	689
Total	630	251	188	287	396	526	1014	819	919	852	441	195	6518

	2010	2011	2012	2013	2014	2015	2016	2017	2018	2019	Total
Baker	2	4	2	2	1	1	5	2	2	4	25
Benton	29	10	13	20	12	13	17	11	16	25	166
Clackamas	46	75	62	59	48	76	75	75	63	54	633
Clatsop	6	5	9	4	4	3	5	5	5	13	59
Columbia	6	4	4	13	6	5	6	6	9	6	65
Coos	8	17	12	7	13	8	7	19	8	8	107
Crook	10	4	3	6	4	4	3	9	11	10	64
Curry	4	6	2	4	1	0	1	0	0	0	18
Deschutes	43	37	36	33	35	37	40	48	71	60	440
Douglas	13	16	12	13	15	9	7	21	26	29	161
Gilliam	0	2	0	0	1	1	0	1	0	0	5
Grant	1	3	2	2	2	2	1	1	4	0	18
Harney	1	5	1	4	1	1	4	1	1	1	20
Hood River	2	4	5	4	4	4	5	3	4	5	40
Jackson	15	32	29	19	25	42	41	32	32	26	293
Jefferson	1	3	4	4	11	8	4	5	11	7	58
Josephine	9	11	6	3	6	9	16	13	11	13	97
Klamath	5	14	11	14	8	8	7	12	10	10	99
Lake	3	2	0	3	1	2	2	2	1	0	16
Lane	62	60	58	50	59	50	73	53	39	39	543
Lincoln	5	6	7	6	8	1	4	8	10	10	65
Linn	18	31	27	19	17	26	29	21	17	15	220
Malheur	3	10	6	6	12	8	10	6	11	6	78
Marion	37	43	49	30	42	40	42	52	49	46	430
Morrow	2	5	2	3	1	1	2	0	3	5	24
Multnomah	136	139	135	171	140	161	149	183	146	152	1512
Polk	12	7	16	9	2	8	8	9	7	8	86
Sherman	1	0	0	1	0	0	0	0	0	0	2
Tillamook	0	5	3	2	5	4	10	4	7	1	41
Umatilla	10	6	8	12	5	8	14	6	14	18	101
Union	3	5	6	2	6	2	6	7	6	5	48
Wallowa	2	1	3	4	0	1	0	0	2	3	16
Wasco	4	3	5	1	1	3	3	4	0	1	25
Washington	74	98	83	62	69	81	83	100	75	90	815
Wheeler	0	0	0	0	1	1	0	0	0	0	2
Yamhill	16	17	16	14	9	11	8	9	10	19	129
Total	589	690	637	606	575	639	687	728	681	689	6521

	Sex			Total
	F	M	U	
2010	252	337	0	589
2011	329	361	0	690
2012	306	331	0	637
2013	276	330	0	606
2014	252	320	3	575
2015	307	332	0	639
2016	344	342	1	687
2017	325	403	0	728
2018	298	383	0	681
2019	325	362	2	689
Total	3014	3501	6	6521

	Race						Total
	A	B	N	W	U	O	
2010	4	7	5	310	252	11	589
2011	7	2	1	358	257	65	690
2012	5	1	4	363	235	29	637
2013	8	3	4	348	177	66	606
2014	8	3	4	404	96	60	575
2015	13	4	2	525	51	44	639
2016	13	8	14	557	37	58	687
2017	17	11	4	594	46	56	728
2018	12	9	4	514	42	100	681
2019	7	8	1	317	23	333	689
Total	94	56	43	4290	1216	822	6521

Oregon Carbapenem-resistant Enterobacteriaceae Cases
January - August

	Age Group in Years												Total
	00-04	05-09	10-14	15-19	20-24	25-29	30-39	40-49	50-59	60-69	70-79	80+	
2010	0	0	0	0	0	0	0	0	0	0	0	0	0
2011	0	0	0	0	0	0	0	0	0	0	0	0	0
2012	0	1	0	0	2	0	3	0	2	3	5	4	20
2013	1	0	0	0	0	0	1	7	9	14	11	18	61
2014	0	0	0	0	0	0	0	3	3	5	7	13	31
2015	2	0	1	0	0	1	0	2	7	9	11	9	42
2016	3	2	2	1	0	2	1	3	14	31	28	35	122
2017	0	0	1	0	0	1	2	5	7	13	25	24	78
2018	2	0	0	1	1	0	5	3	13	17	29	29	100
2019	0	0	0	0	0	1	5	11	12	16	26	37	108
Total	8	3	4	2	3	5	17	34	67	108	142	169	562

	2010	2011	2012	2013	2014	2015	2016	2017	2018	2019	Total
Baker	0	0	0	0	0	0	0	0	0	0	0
Benton	0	0	0	0	1	1	3	1	2	1	9
Clackamas	0	0	2	5	5	5	16	3	6	13	55
Clatsop	0	0	0	0	1	0	3	2	0	1	7
Columbia	0	0	1	2	0	0	2	1	3	0	9
Coos	0	0	1	4	1	0	3	1	1	1	12
Crook	0	0	0	0	0	0	0	0	1	2	3
Curry	0	0	0	1	0	0	0	0	0	2	3
Deschutes	0	0	0	1	0	4	14	10	5	3	37
Douglas	0	0	2	3	0	1	3	3	7	3	22
Gilliam	0	0	0	0	0	0	0	0	0	0	0
Grant	0	0	0	0	0	0	0	1	2	2	5
Harney	0	0	0	0	0	0	0	0	0	0	0
Hood River	0	0	0	0	0	1	1	0	0	0	2
Jackson	0	0	1	1	0	3	5	5	6	5	26
Jefferson	0	0	0	0	0	0	1	1	2	0	4
Josephine	0	0	1	2	0	2	1	3	4	4	17
Klamath	0	0	0	0	1	0	7	0	1	3	12
Lake	0	0	0	0	1	0	0	0	1	0	2
Lane	0	0	1	9	3	2	4	6	7	5	37
Lincoln	0	0	0	0	1	1	1	1	2	1	7
Linn	0	0	0	3	2	5	5	2	4	3	24
Malheur	0	0	0	0	0	0	0	0	0	0	0
Marion	0	0	5	5	1	2	10	17	17	13	70
Morrow	0	0	0	0	0	0	0	0	0	0	0
Multnomah	0	0	4	17	8	8	21	12	8	16	94
Polk	0	0	0	0	1	1	2	4	8	4	20
Sherman	0	0	0	0	0	0	0	0	0	0	0
Tillamook	0	0	0	0	1	0	1	0	1	1	4
Umatilla	0	0	0	0	1	1	4	0	1	1	8
Union	0	0	0	0	0	0	0	0	1	0	1
Wallowa	0	0	0	0	0	0	0	0	0	0	0
Wasco	0	0	0	2	0	0	1	0	0	0	3
Washington	0	0	2	6	3	4	10	4	6	18	53
Wheeler	0	0	0	0	0	0	0	0	0	0	0
Yamhill	0	0	0	0	0	1	4	1	4	6	16
Total	0	0	20	61	31	42	122	78	100	108	562

	Sex			Total
	F	M	U	
2010	0	0	0	0
2011	0	0	0	0
2012	12	8	0	20
2013	37	24	0	61
2014	18	13	0	31
2015	31	11	0	42
2016	74	48	0	122
2017	49	29	0	78
2018	52	48	0	100
2019	66	42	0	108
Total	339	223	0	562

	Race						Total
	A	B	N	W	U	O	
2010	0	0	0	0	0	0	0
2011	0	0	0	0	0	0	0
2012	0	2	3	10	5	0	20
2013	1	0	1	45	13	1	61
2014	1	0	0	21	8	1	31
2015	0	0	1	36	4	1	42
2016	0	1	4	91	19	7	122
2017	2	0	2	64	6	4	78
2018	0	1	3	81	9	6	100
2019	2	0	3	32	3	68	108
Total	6	4	17	380	67	88	562

Oregon Cryptococcosis Cases
January - August

	Age Group in Years												Total
	00-04	05-09	10-14	15-19	20-24	25-29	30-39	40-49	50-59	60-69	70-79	80+	
2010	0	1	0	0	1	0	2	6	3	3	0	2	18
2011	2	0	0	0	0	0	3	2	1	6	4	1	19
2012	0	0	1	1	1	1	2	6	5	6	3	3	29
2013	0	0	0	0	0	1	8	9	9	3	5	3	38
2014	2	0	1	0	0	0	3	7	8	8	9	4	42
2015	1	0	0	0	1	0	5	6	9	14	11	7	54
2016	0	0	0	0	2	2	4	7	7	10	8	2	42
2017	0	0	1	1	0	1	4	10	9	9	6	3	44
2018	0	0	2	0	1	0	9	9	12	15	5	2	55
2019	0	0	0	0	1	0	9	4	2	6	3	0	25
Total	5	1	5	2	7	5	49	66	65	80	54	27	366

	2010	2011	2012	2013	2014	2015	2016	2017	2018	2019	Total
Baker	0	0	0	0	0	0	0	0	0	0	0
Benton	2	2	2	2	1	1	1	1	0	0	12
Clackamas	3	2	2	2	4	1	3	4	7	2	30
Clatsop	0	0	0	1	0	0	0	0	0	1	2
Columbia	0	0	0	0	1	0	0	0	1	2	4
Coos	0	0	0	0	0	1	0	1	1	0	3
Crook	0	0	0	0	0	0	1	0	0	0	1
Curry	0	0	0	0	0	0	0	0	0	0	0
Deschutes	0	1	0	0	1	9	8	1	12	3	35
Douglas	1	2	0	0	0	0	0	0	2	0	5
Gilliam	0	0	0	0	0	0	0	0	0	0	0
Grant	0	0	0	0	0	0	0	0	0	0	0
Harney	0	0	0	0	0	0	0	0	0	0	0
Hood River	0	0	0	1	0	0	0	1	0	1	3
Jackson	0	0	1	0	1	2	4	5	4	0	17
Jefferson	0	0	0	0	0	0	0	1	0	0	1
Josephine	0	0	0	0	0	1	0	0	0	0	1
Klamath	0	0	0	0	0	0	0	0	0	1	1
Lake	0	0	0	0	0	0	0	0	0	0	0
Lane	2	2	3	2	4	8	4	3	4	1	33
Lincoln	0	0	1	0	1	2	0	3	2	0	9
Linn	0	0	0	1	0	0	1	1	0	0	3
Malheur	0	0	0	0	0	0	0	0	0	0	0
Marion	1	1	6	8	4	7	3	7	6	1	44
Morrow	0	0	0	0	0	0	0	0	0	0	0
Multnomah	4	5	7	9	14	10	9	6	9	4	77
Polk	1	1	1	2	1	1	0	3	0	0	10
Sherman	0	0	0	0	0	0	0	0	0	0	0
Tillamook	0	1	0	0	0	1	0	0	0	1	3
Umatilla	0	0	0	1	1	0	0	0	0	0	2
Union	0	0	0	0	0	0	0	0	0	0	0
Wallowa	0	0	0	0	0	0	0	0	0	0	0
Wasco	0	0	0	1	0	0	0	0	0	0	1
Washington	3	2	6	6	6	7	7	7	6	7	57
Wheeler	0	0	0	0	0	0	0	0	0	0	0
Yamhill	1	0	0	2	3	3	1	0	1	1	12
Total	18	19	29	38	42	54	42	44	55	25	366

	Sex			Total
	F	M	U	
2010	13	5	0	18
2011	8	11	0	19
2012	8	21	0	29
2013	15	23	0	38
2014	16	26	0	42
2015	23	31	0	54
2016	16	26	0	42
2017	16	28	0	44
2018	28	27	0	55
2019	13	12	0	25
Total	156	210	0	366

	Race						Total
	A	B	N	W	U	O	
2010	0	0	0	12	6	0	18
2011	0	0	0	16	2	1	19
2012	1	2	0	19	5	2	29
2013	4	2	0	27	3	2	38
2014	2	1	0	32	7	0	42
2015	0	0	1	48	4	1	54
2016	3	0	1	31	2	5	42
2017	1	2	0	30	3	8	44
2018	3	1	0	45	1	5	55
2019	2	0	0	7	1	15	25
Total	16	8	2	267	34	39	366

Oregon Cryptosporidiosis Cases
January - August

	Age Group in Years												Total
	00-04	05-09	10-14	15-19	20-24	25-29	30-39	40-49	50-59	60-69	70-79	80+	
2010	15	8	1	7	11	8	20	18	22	15	10	6	141
2011	10	5	5	9	15	12	22	17	19	17	14	4	149
2012	4	10	4	11	14	20	25	19	17	18	11	3	156
2013	8	14	6	22	16	22	27	32	26	25	8	8	214
2014	9	3	3	7	5	8	12	9	7	7	5	1	76
2015	8	9	8	11	10	8	15	15	13	15	7	1	120
2016	18	11	7	6	11	13	44	18	14	26	12	5	185
2017	12	8	5	7	10	11	31	22	13	25	10	11	165
2018	8	5	6	13	14	22	48	22	27	34	22	10	231
2019	8	7	6	5	15	16	26	23	15	32	8	7	168
Total	100	80	51	98	121	140	270	195	173	214	107	56	1605

	2010	2011	2012	2013	2014	2015	2016	2017	2018	2019	Total
Baker	0	0	1	111	0	1	0	0	1	0	114
Benton	1	13	2	2	2	9	6	4	5	21	65
Clackamas	17	15	20	11	5	16	20	24	25	9	162
Clatsop	1	4	1	3	0	0	2	2	4	4	21
Columbia	8	1	5	1	1	1	2	3	3	3	28
Coos	1	0	1	1	1	1	1	0	0	0	6
Crook	0	1	0	0	0	0	5	2	5	8	21
Curry	1	0	0	1	0	0	0	1	1	0	4
Deschutes	0	0	0	2	1	1	5	5	9	8	31
Douglas	4	1	11	7	5	5	8	9	7	11	68
Gilliam	0	0	0	0	0	0	0	0	0	0	0
Grant	0	1	0	0	0	0	0	0	2	0	3
Harney	1	0	0	1	0	1	0	0	0	0	3
Hood River	0	1	2	0	0	0	0	0	0	1	4
Jackson	10	2	9	6	10	11	10	8	10	1	77
Jefferson	1	0	0	0	0	0	0	0	1	4	6
Josephine	1	0	2	0	0	1	1	3	0	2	10
Klamath	1	1	1	3	0	0	6	3	6	7	28
Lake	0	0	0	0	0	0	0	0	0	2	2
Lane	10	9	10	5	4	11	19	14	9	8	99
Lincoln	3	3	2	3	0	1	2	1	5	2	22
Linn	10	11	4	6	8	4	9	12	12	16	92
Malheur	0	1	3	0	0	0	0	2	0	1	7
Marion	12	13	3	5	4	9	11	9	11	4	81
Morrow	0	1	0	0	0	2	0	0	0	1	4
Multnomah	37	42	44	21	14	20	45	31	57	30	341
Polk	0	0	0	0	1	1	0	0	0	0	2
Sherman	0	0	0	1	0	0	1	0	0	0	2
Tillamook	0	3	7	3	3	7	4	9	14	8	58
Umatilla	0	0	1	1	0	0	0	0	4	5	11
Union	1	1	0	3	0	0	1	1	1	0	8
Wallowa	0	0	0	0	1	0	0	0	0	0	1
Wasco	1	0	0	0	0	0	0	2	1	0	4
Washington	19	23	27	16	14	16	26	19	33	10	203
Wheeler	0	0	0	0	0	0	1	0	0	0	1
Yamhill	1	2	0	1	2	2	0	1	5	2	16
Total	141	149	156	214	76	120	185	165	231	168	1605

	Sex			Total
	F	M	U	
2010	79	62	0	141
2011	95	54	0	149
2012	86	70	0	156
2013	140	74	0	214
2014	41	35	0	76
2015	67	53	0	120
2016	105	80	0	185
2017	87	78	0	165
2018	142	88	1	231
2019	91	77	0	168
Total	933	671	1	1605

	Race						Total
	A	B	N	W	U	O	
2010	3	3	2	119	12	2	141
2011	3	1	2	129	10	4	149
2012	4	0	1	140	9	2	156
2013	3	2	2	129	76	2	214
2014	8	0	1	63	2	2	76
2015	2	1	0	100	6	11	120
2016	1	1	2	163	9	9	185
2017	3	0	1	143	8	10	165
2018	8	1	2	204	6	10	231
2019	2	2	0	73	3	88	168
Total	37	11	13	1263	141	140	1605

Oregon E. coli(STEC) Cases
January - August

	Age Group in Years												Total
	00-04	05-09	10-14	15-19	20-24	25-29	30-39	40-49	50-59	60-69	70-79	80+	
2010	13	7	7	8	2	6	4	5	0	4	4	2	62
2011	20	5	9	9	4	6	1	2	2	5	4	5	72
2012	34	13	21	8	9	6	10	5	9	6	3	4	128
2013	19	15	13	17	14	7	13	4	3	7	6	0	118
2014	24	11	13	6	7	6	13	9	5	4	6	3	107
2015	37	19	16	8	8	13	13	9	9	10	5	2	149
2016	24	13	23	13	11	4	13	7	6	11	3	3	131
2017	33	10	7	7	14	10	12	7	5	16	8	5	134
2018	53	15	13	20	16	21	22	16	14	24	11	10	235
2019	29	22	19	16	22	10	23	26	19	13	12	8	219
Total	286	130	141	112	107	89	124	90	72	100	62	42	1355

	2010	2011	2012	2013	2014	2015	2016	2017	2018	2019	Total
Baker	0	2	0	0	1	0	1	1	1	2	8
Benton	2	4	3	5	1	2	7	3	7	7	41
Clackamas	5	5	18	8	11	9	8	12	21	20	117
Clatsop	0	4	1	0	0	0	0	1	0	5	11
Columbia	0	0	1	0	0	4	1	2	8	3	19
Coos	0	0	0	1	2	1	0	0	4	0	8
Crook	1	0	4	1	0	5	1	4	5	4	25
Curry	0	0	0	0	1	0	0	0	0	1	2
Deschutes	2	4	7	3	8	17	10	11	26	14	102
Douglas	2	3	10	1	7	1	0	3	9	9	45
Gilliam	0	0	0	0	1	0	0	0	0	0	1
Grant	0	1	0	1	3	1	0	1	1	0	8
Harney	0	0	2	0	1	0	0	0	2	3	8
Hood River	0	1	0	2	1	0	1	1	1	2	9
Jackson	7	4	3	4	5	17	7	7	15	9	78
Jefferson	0	0	1	0	0	0	1	0	2	0	4
Josephine	0	0	2	3	0	1	2	0	2	3	13
Klamath	1	0	6	5	3	7	5	7	2	3	39
Lake	0	0	3	1	0	1	1	1	0	0	7
Lane	3	2	6	14	10	10	16	5	12	11	89
Lincoln	0	0	0	1	1	0	0	2	1	0	5
Linn	5	3	9	5	5	5	4	4	1	6	47
Malheur	1	3	0	1	0	1	3	2	3	2	16
Marion	7	6	19	19	10	20	13	10	6	13	123
Morrow	0	0	0	0	0	0	0	0	1	2	3
Multnomah	9	11	11	19	9	13	23	25	41	40	201
Polk	2	0	2	1	3	3	0	2	2	7	22
Sherman	0	0	0	0	0	0	0	0	0	0	0
Tillamook	1	0	1	3	3	1	1	2	2	0	14
Umatilla	0	2	1	0	4	3	0	2	2	9	23
Union	0	0	0	2	0	4	0	1	1	1	9
Wallowa	0	0	1	0	0	1	0	0	0	0	2
Wasco	2	0	0	0	0	0	0	2	1	0	5
Washington	10	12	13	14	11	17	23	20	48	37	205
Wheeler	0	1	0	0	0	0	0	0	0	1	2
Yamhill	2	4	4	4	6	5	3	3	8	5	44
Total	62	72	128	118	107	149	131	134	235	219	1355

	Sex			Total
	F	M	U	
2010	27	35	0	62
2011	44	28	0	72
2012	58	70	0	128
2013	60	58	0	118
2014	60	47	0	107
2015	77	72	0	149
2016	81	50	0	131
2017	72	62	0	134
2018	138	96	1	235
2019	130	89	0	219
Total	747	607	1	1355

	Race						Total
	A	B	N	W	U	O	
2010	1	0	0	58	1	2	62
2011	0	1	0	67	4	0	72
2012	0	2	3	108	10	5	128
2013	3	1	2	104	6	2	118
2014	1	2	1	87	9	7	107
2015	1	1	2	129	5	11	149
2016	2	1	1	118	7	2	131
2017	3	3	0	109	8	11	134
2018	7	4	6	177	12	29	235
2019	0	1	0	84	2	132	219
Total	18	16	15	1041	64	201	1355

Oregon Giardiasis Cases
January - August

	Age Group in Years												Total
	00-04	05-09	10-14	15-19	20-24	25-29	30-39	40-49	50-59	60-69	70-79	80+	
2010	67	26	12	15	15	21	44	45	41	28	7	5	326
2011	47	22	21	15	16	19	29	43	38	21	5	4	280
2012	29	13	16	22	17	13	35	31	32	23	9	3	243
2013	31	22	11	10	17	21	32	34	25	25	9	2	239
2014	20	23	22	10	19	22	30	29	31	19	6	1	232
2015	20	18	14	17	15	20	36	28	24	22	6	5	225
2016	18	14	3	9	11	23	32	33	30	31	13	5	222
2017	26	15	12	8	11	26	35	31	36	18	9	1	228
2018	14	12	6	10	16	21	30	30	47	28	9	7	230
2019	15	5	3	6	16	15	33	26	28	21	7	2	177
Total	287	170	120	122	153	201	336	330	332	236	80	35	2402

	2010	2011	2012	2013	2014	2015	2016	2017	2018	2019	Total
Baker	0	0	0	0	0	0	0	0	0	0	0
Benton	10	9	7	6	2	2	5	2	6	9	58
Clackamas	22	17	14	24	10	24	18	21	18	13	181
Clatsop	1	3	1	3	1	3	4	3	5	3	27
Columbia	2	1	2	2	0	1	1	1	3	3	16
Coos	8	4	2	0	3	0	2	2	3	0	24
Crook	2	0	0	1	0	0	1	4	0	1	9
Curry	2	2	1	1	0	0	0	1	1	1	9
Deschutes	26	16	16	10	13	11	26	9	12	13	152
Douglas	4	5	9	5	4	4	4	3	11	8	57
Gilliam	0	1	0	1	0	0	0	0	0	0	2
Grant	1	0	0	0	0	0	2	0	2	0	5
Harney	0	1	1	0	1	0	0	0	0	1	4
Hood River	0	1	0	0	0	3	0	0	1	1	6
Jackson	10	9	6	9	12	5	5	7	5	4	72
Jefferson	1	2	0	1	2	3	0	2	1	2	14
Josephine	4	6	4	4	3	1	3	4	2	1	32
Klamath	3	5	4	1	0	0	2	1	2	4	22
Lake	1	0	1	1	0	1	0	0	0	2	6
Lane	32	30	28	20	18	9	15	18	23	6	199
Lincoln	7	2	2	1	2	2	2	4	3	2	27
Linn	7	4	9	7	1	7	2	4	6	4	51
Malheur	2	1	1	1	1	1	3	0	0	2	12
Marion	12	18	15	7	7	8	10	8	12	9	106
Morrow	2	1	0	0	3	0	0	0	0	1	7
Multnomah	113	93	80	89	105	99	76	99	70	52	876
Polk	5	3	3	1	5	5	3	2	2	1	30
Sherman	0	0	0	0	0	0	0	0	0	0	0
Tillamook	0	1	0	3	0	2	0	2	5	0	13
Umatilla	8	3	9	3	7	5	0	5	2	6	48
Union	2	2	1	1	0	1	3	0	0	1	11
Wallowa	0	1	0	0	1	0	1	0	0	1	4
Wasco	1	4	1	1	0	1	3	2	3	2	18
Washington	37	30	20	33	29	24	28	19	31	22	273
Wheeler	0	0	0	0	0	0	0	1	0	0	1
Yamhill	4	5	6	3	2	3	3	4	1	2	33
Total	329	280	243	239	232	225	222	228	230	177	2405

	Sex			Total
	F	M	U	
2010	147	181	1	329
2011	116	163	1	280
2012	99	144	0	243
2013	107	132	0	239
2014	102	130	0	232
2015	97	128	0	225
2016	95	127	0	222
2017	92	136	0	228
2018	93	136	1	230
2019	80	97	0	177
Total	1028	1374	3	2405

	Race						Total
	A	B	N	W	U	O	
2010	8	35	2	122	66	96	329
2011	2	34	2	106	87	49	280
2012	4	12	5	103	112	7	243
2013	10	21	3	89	87	29	239
2014	7	7	3	94	49	72	232
2015	7	25	4	123	42	24	225
2016	6	18	0	134	41	23	222
2017	9	25	3	140	32	19	228
2018	3	6	4	147	29	41	230
2019	4	1	1	68	18	85	177
Total	60	184	27	1126	563	445	2405

Oregon Haemophilus influenzae Cases
January - August

	Age Group in Years												Total
	00-04	05-09	10-14	15-19	20-24	25-29	30-39	40-49	50-59	60-69	70-79	80+	
2010	3	2	1	1	1	0	0	4	7	7	6	10	42
2011	2	1	0	1	0	2	3	1	8	14	11	12	55
2012	6	2	1	0	0	0	1	2	15	10	9	6	52
2013	7	2	0	1	1	0	2	5	8	13	11	13	63
2014	7	0	0	0	1	1	2	1	4	8	14	18	56
2015	4	1	1	0	0	0	2	5	11	8	19	21	72
2016	3	1	1	0	3	0	6	2	7	11	13	12	59
2017	6	1	0	0	1	1	2	2	11	19	17	19	79
2018	6	1	0	1	0	0	5	1	9	12	17	15	67
2019	6	0	0	1	0	1	3	3	6	14	19	9	62
Total	50	11	4	5	7	5	26	26	86	116	136	135	607

	2010	2011	2012	2013	2014	2015	2016	2017	2018	2019	Total
Baker	0	0	0	0	0	0	1	0	0	0	1
Benton	0	1	0	2	1	1	2	0	0	0	7
Clackamas	2	7	2	4	2	9	7	6	11	4	54
Clatsop	2	0	0	2	1	0	1	1	1	1	9
Columbia	1	1	0	0	2	0	2	2	1	0	9
Coos	2	2	0	1	0	1	0	3	1	2	12
Crook	0	0	0	1	0	0	0	0	0	0	1
Curry	0	0	1	0	1	0	0	0	0	0	2
Deschutes	1	1	2	5	1	1	4	4	3	2	24
Douglas	1	3	1	1	1	2	0	2	5	4	20
Gilliam	0	0	0	0	0	0	1	0	0	0	1
Grant	0	0	0	1	0	0	0	0	0	0	1
Harney	0	0	0	0	0	0	1	2	0	0	3
Hood River	0	0	0	0	0	0	0	0	0	0	0
Jackson	2	2	5	7	3	3	3	8	3	3	39
Jefferson	1	0	1	0	1	0	0	1	0	0	4
Josephine	2	7	2	1	0	7	5	1	2	2	29
Klamath	0	2	1	1	2	1	2	2	2	2	15
Lake	0	0	0	0	0	1	0	0	1	1	3
Lane	6	4	5	9	7	9	4	6	4	8	62
Lincoln	0	1	1	2	1	0	2	2	1	1	11
Linn	1	1	1	4	1	4	3	6	1	4	26
Malheur	0	0	0	2	0	0	0	0	1	1	4
Marion	2	4	10	4	7	6	2	9	5	5	54
Morrow	1	0	0	0	1	0	0	0	1	0	3
Multnomah	6	14	11	9	16	15	10	14	12	14	121
Polk	2	1	0	2	1	1	0	1	1	2	11
Sherman	0	0	0	0	0	0	0	0	0	0	0
Tillamook	1	0	0	0	0	0	0	0	5	0	6
Umatilla	0	0	3	1	1	2	0	1	0	1	9
Union	0	0	2	0	0	0	1	1	0	0	4
Wallowa	0	0	0	0	0	0	0	0	0	0	0
Wasco	0	0	0	0	0	1	0	0	0	0	1
Washington	6	3	3	3	6	5	7	5	4	4	46
Wheeler	0	0	0	0	0	0	0	0	0	0	0
Yamhill	3	1	1	1	0	3	1	2	2	1	15
Total	42	55	52	63	56	72	59	79	67	62	607

	Sex			Total
	F	M	U	
2010	22	20	0	42
2011	30	25	0	55
2012	24	28	0	52
2013	37	26	0	63
2014	23	33	0	56
2015	36	36	0	72
2016	30	29	0	59
2017	49	30	0	79
2018	35	32	0	67
2019	30	31	1	62
Total	316	290	1	607

	Race						Total
	A	B	N	W	U	O	
2010	0	0	1	35	4	2	42
2011	1	0	0	41	11	2	55
2012	0	0	1	39	12	0	52
2013	0	0	0	51	9	3	63
2014	1	1	1	47	5	1	56
2015	1	3	0	63	2	3	72
2016	1	0	1	54	0	3	59
2017	1	3	0	66	4	5	79
2018	1	0	1	62	3	0	67
2019	1	2	1	45	2	11	62
Total	7	9	6	503	52	30	607

Oregon Hepatitis A (acute) Cases
January - August

	Age Group in Years												Total
	00-04	05-09	10-14	15-19	20-24	25-29	30-39	40-49	50-59	60-69	70-79	80+	
2010	0	0	0	0	1	1	2	2	2	2	2	2	14
2011	1	0	0	0	0	1	0	1	0	0	2	0	5
2012	0	0	0	0	0	0	0	1	0	1	0	0	2
2013	0	0	1	0	2	1	3	3	8	3	2	0	23
2014	1	0	1	0	1	2	1	0	0	1	3	0	10
2015	0	0	0	1	2	1	3	6	1	2	0	1	17
2016	0	0	0	1	1	1	1	2	3	0	1	0	10
2017	1	1	0	0	1	2	2	3	0	4	0	0	14
2018	0	0	0	1	1	0	2	1	4	7	2	1	19
2019	0	2	0	0	1	1	6	3	4	3	0	0	20
Total	3	3	2	3	10	10	20	22	22	23	12	4	134

	2010	2011	2012	2013	2014	2015	2016	2017	2018	2019	Total
Baker	0	0	0	2	0	0	0	0	0	0	2
Benton	0	0	0	1	0	1	0	0	0	0	2
Clackamas	3	1	0	1	2	4	5	1	3	5	25
Clatsop	0	0	0	0	0	0	0	0	0	0	0
Columbia	0	0	0	0	0	1	0	0	0	0	1
Coos	0	0	0	0	0	0	0	0	0	0	0
Crook	0	0	0	0	0	0	0	0	0	0	0
Curry	0	0	0	0	0	0	0	0	0	0	0
Deschutes	2	0	0	0	1	0	0	1	0	4	8
Douglas	0	0	0	0	0	1	0	1	0	0	2
Gilliam	0	0	0	0	0	0	0	0	0	0	0
Grant	0	0	0	0	0	0	0	0	0	0	0
Harney	0	0	0	0	0	0	0	0	0	0	0
Hood River	0	2	0	0	0	0	1	0	0	0	3
Jackson	1	0	0	2	0	0	0	1	5	0	9
Jefferson	0	0	0	0	0	1	0	0	0	0	1
Josephine	0	0	0	0	0	0	0	0	0	0	0
Klamath	0	0	1	0	0	0	0	0	0	1	2
Lake	0	0	0	0	0	0	0	0	0	0	0
Lane	1	0	0	2	0	0	1	1	1	4	10
Lincoln	0	0	0	1	0	0	0	0	0	0	1
Linn	0	0	0	0	0	0	0	0	0	0	0
Malheur	0	0	0	0	0	0	0	0	0	0	0
Marion	1	0	0	2	0	1	0	0	1	1	6
Morrow	0	0	0	0	0	0	0	0	0	0	0
Multnomah	2	1	0	3	3	2	2	6	7	0	26
Polk	1	0	0	0	0	1	0	0	1	0	3
Sherman	0	0	0	0	0	0	0	0	0	0	0
Tillamook	0	0	0	0	1	0	0	0	0	0	1
Umatilla	0	0	0	0	1	0	0	0	0	1	2
Union	0	0	0	3	0	0	0	0	0	0	3
Wallowa	0	0	0	0	0	0	0	0	0	0	0
Wasco	0	0	0	0	0	0	0	0	0	0	0
Washington	3	1	1	6	2	5	0	3	1	4	26
Wheeler	0	0	0	0	0	0	0	0	0	0	0
Yamhill	0	0	0	0	0	0	1	0	0	0	1
Total	14	5	2	23	10	17	10	14	19	20	134

	Sex			Total
	F	M	U	
2010	4	10	0	14
2011	4	1	0	5
2012	1	1	0	2
2013	13	10	0	23
2014	5	5	0	10
2015	7	10	0	17
2016	4	6	0	10
2017	5	9	0	14
2018	9	10	0	19
2019	5	15	0	20
Total	57	77	0	134

	Race						Total
	A	B	N	W	U	O	
2010	1	1	0	12	0	0	14
2011	1	1	0	3	0	0	5
2012	0	0	0	2	0	0	2
2013	0	0	1	21	1	0	23
2014	1	1	0	6	1	1	10
2015	1	0	0	15	0	1	17
2016	0	0	1	5	0	4	10
2017	1	0	0	11	2	0	14
2018	0	0	0	17	1	1	19
2019	0	0	0	12	1	7	20
Total	5	3	2	104	6	14	134

Oregon Hepatitis B (acute) Cases
January - August

	Age Group in Years												Total
	00-04	05-09	10-14	15-19	20-24	25-29	30-39	40-49	50-59	60-69	70-79	80+	
2010	0	0	0	0	1	1	8	11	10	3	0	0	34
2011	0	0	0	0	1	1	3	8	8	3	0	1	25
2012	0	0	0	0	0	0	2	8	5	2	2	0	19
2013	0	0	1	0	1	3	4	8	1	3	1	0	22
2014	0	0	0	0	0	1	7	4	8	3	1	0	24
2015	0	0	0	0	0	1	4	3	6	2	0	0	16
2016	0	0	0	0	0	1	5	3	1	0	1	0	11
2017	0	0	0	0	0	0	4	3	0	1	1	0	9
2018	0	0	0	0	2	0	6	2	5	0	0	0	15
2019	0	0	0	0	0	1	6	4	5	3	2	1	22
Total	0	0	1	0	5	9	49	54	49	20	8	2	197

	Sex			Total
	F	M	U	
2010	14	20	0	34
2011	5	20	0	25
2012	8	11	0	19
2013	4	18	0	22
2014	6	18	0	24
2015	9	7	0	16
2016	3	8	0	11
2017	3	6	0	9
2018	5	10	0	15
2019	5	17	0	22
Total	62	135	0	197

	Race						Total
	A	B	N	W	U	O	
2010	0	0	0	33	0	1	34
2011	1	1	0	22	0	1	25
2012	1	0	0	15	3	0	19
2013	2	1	1	15	1	2	22
2014	0	1	0	20	2	1	24
2015	1	0	0	14	1	0	16
2016	2	0	0	8	1	0	11
2017	1	0	1	7	0	0	9
2018	0	0	0	13	1	1	15
2019	1	0	0	13	1	7	22
Total	9	3	2	160	10	13	197

	2010	2011	2012	2013	2014	2015	2016	2017	2018	2019	Total
Baker	0	0	0	0	0	0	0	0	0	1	1
Benton	0	0	0	1	0	0	0	0	0	0	1
Clackamas	5	3	1	1	1	0	0	1	1	1	14
Clatsop	0	1	0	0	1	0	0	0	2	0	4
Columbia	0	0	1	1	0	0	2	0	0	0	4
Coos	1	0	0	0	0	0	0	0	1	0	2
Crook	1	0	0	0	0	1	0	0	1	1	4
Curry	0	0	0	0	0	0	0	0	0	0	0
Deschutes	1	1	0	0	0	1	0	0	0	0	3
Douglas	1	0	0	0	0	1	0	0	0	1	3
Gilliam	0	0	0	0	0	0	0	0	0	0	0
Grant	0	0	0	0	0	0	0	0	0	0	0
Harney	0	0	0	0	0	1	0	0	0	0	1
Hood River	0	0	0	0	0	0	0	0	0	0	0
Jackson	1	1	0	2	3	1	1	1	1	0	11
Jefferson	0	0	0	0	0	0	0	0	0	1	1
Josephine	0	0	0	1	0	0	0	0	0	0	1
Klamath	0	0	0	0	0	0	0	0	0	0	0
Lake	0	0	0	0	0	0	0	0	0	0	0
Lane	3	3	4	1	3	0	1	0	2	1	18
Lincoln	0	0	1	0	0	1	0	0	0	1	3
Linn	2	1	0	0	3	2	0	0	0	0	8
Malheur	0	0	0	0	0	0	0	0	0	1	1
Marion	4	1	1	1	2	0	0	1	0	3	13
Morrow	0	0	0	0	0	0	0	0	0	0	0
Multnomah	7	7	3	7	9	6	2	3	5	8	57
Polk	1	1	0	0	0	0	0	0	1	0	3
Sherman	0	0	0	0	0	0	0	0	0	0	0
Tillamook	1	0	0	0	0	0	0	0	0	0	1
Umatilla	0	0	1	0	0	0	0	0	0	0	1
Union	0	0	1	0	0	0	1	0	0	0	2
Wallowa	0	0	0	0	0	0	0	0	0	0	0
Wasco	2	2	0	0	0	0	0	0	0	0	4
Washington	3	4	5	5	2	2	4	2	1	1	29
Wheeler	0	0	0	0	0	0	0	0	0	0	0
Yamhill	1	0	1	2	0	0	0	1	0	2	7
Total	34	25	19	22	24	16	11	9	15	22	197

Oregon Hepatitis B (chronic) Cases
January - August

	Age Group in Years												Total
	00-04	05-09	10-14	15-19	20-24	25-29	30-39	40-49	50-59	60-69	70-79	80+	
2010	5	0	1	9	14	33	67	69	58	28	8	2	294
2011	1	3	3	4	24	28	63	65	65	23	8	2	289
2012	2	2	2	4	13	31	60	59	48	41	4	5	271
2013	2	0	0	7	29	31	78	65	51	32	13	3	311
2014	0	2	5	7	25	45	90	83	71	35	10	3	376
2015	1	1	1	4	10	38	78	60	65	36	15	4	313
2016	2	1	1	6	17	23	71	62	60	46	10	7	306
2017	1	0	2	3	16	29	75	58	64	41	16	4	309
2018	0	0	2	4	12	13	77	50	61	51	14	7	291
2019	0	1	0	6	5	14	46	52	36	30	20	5	215
Total	14	10	17	54	165	285	705	623	579	363	118	42	2975

	2010	2011	2012	2013	2014	2015	2016	2017	2018	2019	Total
Baker	0	0	0	0	0	0	0	0	0	1	1
Benton	2	1	7	8	4	8	6	4	3	1	44
Clackamas	23	30	17	27	23	31	33	23	23	16	246
Clatsop	1	1	2	4	0	1	1	0	1	1	12
Columbia	4	1	0	5	3	2	1	1	1	3	21
Coos	3	3	2	2	1	8	2	4	3	0	28
Crook	0	0	0	0	0	0	2	1	0	0	3
Curry	0	1	1	0	3	0	1	0	2	2	10
Deschutes	3	5	3	5	4	5	7	7	2	3	44
Douglas	7	4	1	3	6	2	8	5	3	1	40
Gilliam	0	0	1	0	0	0	0	0	0	0	1
Grant	0	0	0	0	0	0	0	0	0	0	0
Harney	1	0	0	0	0	0	1	0	0	0	2
Hood River	0	0	1	2	0	1	1	1	1	0	7
Jackson	7	7	5	4	6	5	10	6	6	7	63
Jefferson	1	0	0	2	0	0	0	0	1	0	4
Josephine	4	1	4	3	4	1	0	4	7	1	29
Klamath	8	4	1	3	4	2	0	1	1	3	27
Lake	0	1	0	0	0	0	0	0	0	0	1
Lane	7	15	12	20	14	26	12	17	27	11	161
Lincoln	3	2	2	1	3	1	1	2	0	1	16
Linn	5	0	4	3	4	1	3	5	2	2	29
Malheur	1	2	4	2	0	0	0	2	1	0	12
Marion	21	20	18	21	22	11	18	25	27	25	208
Morrow	0	0	2	0	0	0	0	0	1	1	4
Multnomah	124	145	115	136	185	125	111	112	116	78	1247
Polk	5	0	3	4	4	4	4	2	2	3	31
Sherman	0	0	0	0	0	0	0	0	0	0	0
Tillamook	0	1	2	0	2	0	1	0	1	0	7
Umatilla	1	4	3	3	2	1	3	1	2	0	20
Union	0	0	3	0	0	1	2	1	0	1	8
Wallowa	1	0	0	0	0	0	0	0	0	0	1
Wasco	2	0	1	1	0	0	1	1	1	0	7
Washington	59	38	55	51	82	74	76	80	53	53	621
Wheeler	0	0	0	0	0	0	0	0	0	0	0
Yamhill	1	3	2	1	0	3	1	4	4	1	20
Total	294	289	271	311	376	313	306	309	291	215	2975

	Sex			Total
	F	M	U	
2010	136	158	0	294
2011	118	170	1	289
2012	112	159	0	271
2013	133	178	0	311
2014	164	212	0	376
2015	119	193	1	313
2016	121	185	0	306
2017	127	182	0	309
2018	112	179	0	291
2019	100	115	0	215
Total	1242	1731	2	2975

	Race						Total
	A	B	N	W	U	O	
2010	119	17	9	70	51	28	294
2011	136	14	16	76	22	25	289
2012	121	17	10	74	29	20	271
2013	132	27	11	76	34	31	311
2014	199	35	5	67	44	26	376
2015	162	26	8	72	21	24	313
2016	135	18	10	87	25	31	306
2017	151	30	3	81	20	24	309
2018	130	15	7	85	19	35	291
2019	57	6	1	63	16	72	215
Total	1342	205	80	751	281	316	2975

Oregon Hepatitis C (acute) Cases
January - August

	Age Group in Years												Total
	00-04	05-09	10-14	15-19	20-24	25-29	30-39	40-49	50-59	60-69	70-79	80+	
2010	0	0	0	0	3	2	3	6	2	0	0	0	16
2011	0	0	0	2	3	4	1	5	1	0	0	0	16
2012	1	0	0	3	3	8	3	5	5	0	0	0	28
2013	0	0	0	0	2	0	5	0	2	0	0	0	9
2014	0	0	0	2	3	1	4	3	1	0	1	0	15
2015	0	0	0	0	1	1	2	2	1	0	0	0	7
2016	0	0	0	1	3	3	3	4	1	1	0	0	16
2017	0	0	0	1	8	10	5	0	2	0	0	0	26
2018	0	0	0	1	7	5	3	1	0	0	0	0	17
2019	0	0	0	0	3	6	3	5	1	4	0	1	23
Total	1	0	0	10	36	40	32	31	16	5	1	1	173

	2010	2011	2012	2013	2014	2015	2016	2017	2018	2019	Total
Baker	0	0	0	0	0	0	0	0	0	0	0
Benton	0	0	2	0	1	0	0	1	0	0	4
Clackamas	1	0	1	5	4	1	2	2	0	0	16
Clatsop	0	0	0	0	0	0	0	0	0	1	1
Columbia	0	0	0	0	0	0	0	0	1	1	2
Coos	0	0	0	0	0	0	0	0	1	0	1
Crook	0	0	0	0	0	0	0	0	1	0	1
Curry	0	0	0	0	0	1	0	1	0	0	2
Deschutes	0	1	2	1	0	0	0	2	0	2	8
Douglas	5	0	3	0	2	0	2	1	1	1	15
Gilliam	0	0	0	0	0	0	0	0	0	0	0
Grant	0	0	0	0	0	0	0	0	0	0	0
Harney	1	0	0	0	0	1	0	1	0	0	3
Hood River	2	0	0	0	0	0	0	0	0	0	2
Jackson	0	0	0	0	0	0	0	0	0	1	1
Jefferson	0	0	0	0	0	0	0	0	0	0	0
Josephine	0	0	1	0	0	0	0	0	0	1	2
Klamath	0	2	1	0	0	0	0	0	0	0	3
Lake	0	0	0	0	0	0	0	0	0	0	0
Lane	4	4	3	2	2	3	4	1	4	4	31
Lincoln	0	0	0	1	0	0	0	0	0	1	2
Linn	0	1	0	0	0	0	0	1	0	0	2
Malheur	0	0	0	0	0	1	0	0	0	0	1
Marion	2	2	6	0	0	0	1	2	1	6	20
Morrow	0	0	0	0	0	0	0	0	0	0	0
Multnomah	1	3	8	0	6	0	4	8	5	2	37
Polk	0	1	0	0	0	0	0	1	0	0	2
Sherman	0	0	0	0	0	0	0	0	0	0	0
Tillamook	0	0	0	0	0	0	0	0	0	1	1
Umatilla	0	1	0	0	0	0	0	0	0	0	1
Union	0	0	0	0	0	0	0	0	0	0	0
Wallowa	0	0	0	0	0	0	0	0	0	0	0
Wasco	0	0	0	0	0	0	1	1	0	0	2
Washington	0	1	1	0	0	0	1	4	3	2	12
Wheeler	0	0	0	0	0	0	0	0	0	0	0
Yamhill	0	0	0	0	0	0	1	0	0	0	1
Total	16	16	28	9	15	7	16	26	17	23	173

	Sex			Total
	F	M	U	
2010	11	5	0	16
2011	10	6	0	16
2012	11	17	0	28
2013	3	6	0	9
2014	11	4	0	15
2015	4	3	0	7
2016	6	10	0	16
2017	13	13	0	26
2018	12	5	0	17
2019	7	16	0	23
Total	88	85	0	173

	Race						Total
	A	B	N	W	U	O	
2010	0	1	0	13	2	0	16
2011	0	0	0	13	2	1	16
2012	0	0	1	23	3	1	28
2013	0	0	0	8	1	0	9
2014	0	0	1	9	3	2	15
2015	0	0	0	6	1	0	7
2016	0	0	0	14	1	1	16
2017	0	2	0	20	0	4	26
2018	0	0	0	14	0	3	17
2019	0	1	1	12	1	8	23
Total	0	4	3	132	14	20	173

Oregon Hepatitis C (chronic) Cases
January - August

	Age Group in Years												Total
	00-04	05-09	10-14	15-19	20-24	25-29	30-39	40-49	50-59	60-69	70-79	80+	
2010	2	2	6	28	85	142	420	986	1412	435	52	14	3584
2011	0	0	1	33	105	137	420	964	1425	548	60	19	3712
2012	0	3	1	27	147	166	422	758	1179	530	58	15	3306
2013	3	2	2	34	147	160	399	567	961	499	61	9	2844
2014	3	1	1	37	204	201	439	656	1267	746	73	19	3647
2015	2	2	0	24	191	257	527	550	1266	1099	104	22	4044
2016	2	0	3	36	196	307	552	592	1154	1025	120	28	4015
2017	11	2	2	38	198	325	587	518	1033	1150	185	35	4084
2018	0	1	0	18	162	372	611	491	934	963	195	19	3766
2019	3	0	0	33	172	354	666	471	739	915	184	15	3552
Total	26	13	16	308	1607	2421	5043	6553	11370	7910	1092	195	36554

	2010	2011	2012	2013	2014	2015	2016	2017	2018	2019	Total
Baker	11	10	17	16	14	22	21	27	34	24	196
Benton	37	39	29	25	33	35	29	36	59	46	368
Clackamas	166	192	190	223	292	320	277	270	234	234	2398
Clatsop	40	41	36	29	48	54	64	56	57	52	477
Columbia	40	46	39	31	45	37	67	78	50	58	491
Coos	94	80	93	35	71	66	70	88	135	118	850
Crook	15	9	20	6	19	15	32	21	27	23	187
Curry	37	27	28	17	24	27	28	22	31	32	273
Deschutes	101	141	139	107	165	108	162	159	144	133	1359
Douglas	138	164	96	94	144	155	161	175	158	137	1422
Gilliam	2	3	1	1	1	1	2	1	0	0	12
Grant	3	6	0	3	0	2	5	6	8	2	35
Harney	7	8	6	7	11	5	3	7	10	7	71
Hood River	7	5	11	3	7	7	12	12	7	10	81
Jackson	187	238	170	150	190	288	264	273	262	259	2281
Jefferson	30	35	41	54	43	31	32	38	20	32	356
Josephine	108	118	70	68	108	124	135	136	137	119	1123
Klamath	80	76	51	52	73	70	69	69	45	62	647
Lake	11	9	6	14	17	8	15	12	13	11	116
Lane	396	361	334	314	382	420	355	379	332	299	3572
Lincoln	51	65	63	54	79	81	59	77	71	63	663
Linn	144	131	112	104	117	122	134	151	127	110	1252
Malheur	69	60	44	33	24	39	64	72	81	65	551
Marion	367	356	293	240	298	320	317	318	306	297	3112
Morrow	1	9	4	3	5	9	6	3	10	9	59
Multnomah	889	954	931	714	843	1029	939	913	780	716	8708
Polk	46	49	36	40	47	53	47	57	46	54	475
Sherman	1	0	3	0	0	0	2	2	4	2	14
Tillamook	21	32	18	14	27	30	21	40	35	29	267
Umatilla	120	62	78	51	81	73	70	90	64	75	764
Union	15	28	9	11	14	9	20	14	24	16	160
Wallowa	4	5	0	3	4	2	7	9	4	9	47
Wasco	20	20	24	14	20	19	35	28	26	23	229
Washington	274	266	223	242	327	398	380	324	311	293	3038
Wheeler	0	0	2	0	0	2	1	1	2	0	8
Yamhill	58	70	91	78	76	64	111	121	113	137	919
Total	3590	3715	3308	2850	3649	4045	4016	4085	3767	3556	36581

	Sex				Total
	F	M	O	U	
2010	1359	2223	0	8	3590
2011	1403	2312	0	0	3715
2012	1197	2109	0	2	3308
2013	1140	1706	0	4	2850
2014	1453	2194	0	2	3649
2015	1531	2511	0	3	4045
2016	1494	2517	1	4	4016
2017	1565	2516	1	3	4085
2018	1515	2249	0	3	3767
2019	1430	2105	0	21	3556
Total	14087	22442	2	50	36581

	Race						Total
	A	B	N	W	U	O	
2010	21	88	51	1416	1270	744	3590
2011	39	73	52	1850	1282	419	3715
2012	38	71	56	1634	1177	332	3308
2013	27	41	43	1290	1204	245	2850
2014	33	62	42	1683	1565	264	3649
2015	46	80	53	2335	1264	267	4045
2016	41	75	59	2283	1177	381	4016
2017	40	73	46	2339	1167	420	4085
2018	36	67	43	2100	1213	308	3767
2019	27	49	55	1790	961	674	3556
Total	348	679	500	18720	12280	4054	36581

Oregon HUS Cases
January - August

	Age Group in Years												Total
	00-04	05-09	10-14	15-19	20-24	25-29	30-39	40-49	50-59	60-69	70-79	80+	
2010	4	1	2	0	0	0	0	0	0	0	0	0	7
2011	3	0	1	0	0	0	0	0	0	1	1	1	7
2012	4	0	5	0	0	0	0	0	1	0	0	0	10
2013	6	3	1	2	1	0	0	1	0	1	1	0	16
2014	3	1	0	0	0	0	0	0	0	0	0	0	4
2015	3	4	1	0	0	0	0	0	2	1	0	0	11
2016	7	0	0	1	0	0	0	0	0	0	0	0	8
2017	4	0	0	0	0	0	0	0	0	2	0	0	6
2018	3	3	1	0	1	0	0	1	0	0	1	0	10
2019	2	1	1	0	0	0	0	0	0	0	0	0	4
Total	39	13	12	3	2	0	0	2	3	5	3	1	83

	2010	2011	2012	2013	2014	2015	2016	2017	2018	2019	Total
Baker	0	0	0	0	0	0	0	0	0	0	0
Benton	0	0	0	1	0	0	0	0	3	1	5
Clackamas	0	0	1	2	0	1	0	0	1	1	6
Clatsop	0	0	0	0	0	0	0	0	0	0	0
Columbia	0	0	0	0	0	0	0	0	0	0	0
Coos	0	0	0	0	0	0	0	0	0	0	0
Crook	0	0	1	1	0	0	0	0	0	0	2
Curry	0	0	0	0	0	0	0	0	0	0	0
Deschutes	0	0	0	0	0	0	0	0	2	1	3
Douglas	1	1	1	0	1	0	0	0	0	0	4
Gilliam	0	0	0	0	0	0	0	0	0	0	0
Grant	0	0	0	0	0	0	0	0	0	0	0
Harney	0	0	0	0	0	0	0	0	0	0	0
Hood River	0	1	0	0	0	0	0	0	0	0	1
Jackson	1	0	0	3	1	0	1	2	0	0	8
Jefferson	0	0	0	0	0	0	0	0	0	0	0
Josephine	0	0	0	0	0	1	0	0	0	0	1
Klamath	0	0	1	2	0	1	1	1	0	0	6
Lake	0	0	0	0	0	0	0	0	0	0	0
Lane	0	0	0	1	0	2	2	1	1	0	7
Lincoln	0	0	0	0	1	0	0	0	0	0	1
Linn	1	1	0	1	1	0	0	1	1	0	6
Malheur	0	0	0	0	0	0	1	0	0	0	1
Marion	0	0	2	2	0	1	0	0	0	0	5
Morrow	0	0	0	0	0	0	1	0	0	0	1
Multnomah	2	0	2	1	0	4	0	1	1	0	11
Polk	0	0	0	0	0	0	0	0	0	0	0
Sherman	0	0	0	0	0	0	0	0	0	0	0
Tillamook	0	0	0	1	0	0	0	0	0	0	1
Umatilla	0	0	0	0	0	0	0	0	1	1	2
Union	0	0	0	0	0	0	0	0	0	0	0
Wallowa	0	0	0	0	0	0	0	0	0	0	0
Wasco	1	0	0	0	0	0	0	0	0	0	1
Washington	1	4	2	0	0	0	2	0	0	0	9
Wheeler	0	0	0	0	0	0	0	0	0	0	0
Yamhill	0	0	0	1	0	1	0	0	0	0	2
Total	7	7	10	16	4	11	8	6	10	4	83

	Sex			Total
	F	M	U	
2010	2	5	0	7
2011	5	2	0	7
2012	7	3	0	10
2013	9	7	0	16
2014	3	1	0	4
2015	5	6	0	11
2016	4	4	0	8
2017	2	4	0	6
2018	5	5	0	10
2019	3	1	0	4
Total	45	38	0	83

	Race						Total
	A	B	N	W	U	O	
2010	0	0	0	7	0	0	7
2011	0	0	0	7	0	0	7
2012	0	0	0	8	0	2	10
2013	0	0	0	16	0	0	16
2014	0	0	0	4	0	0	4
2015	0	0	0	8	0	3	11
2016	0	0	0	8	0	0	8
2017	0	0	0	5	0	1	6
2018	0	0	0	8	0	2	10
2019	0	0	0	1	0	3	4
Total	0	0	0	72	0	11	83

Oregon Legionellosis Cases
January - August

	Age Group in Years												Total
	00-04	05-09	10-14	15-19	20-24	25-29	30-39	40-49	50-59	60-69	70-79	80+	
2010	1	0	0	0	0	0	2	2	2	4	0	0	11
2011	0	0	0	0	0	0	0	2	4	5	0	1	12
2012	0	0	0	0	0	0	1	1	6	5	11	2	26
2013	0	0	0	0	0	0	0	4	5	5	3	0	17
2014	0	0	0	0	0	0	1	3	6	7	5	3	25
2015	0	0	0	1	0	1	0	5	6	12	3	5	33
2016	0	1	0	0	0	0	4	4	7	10	4	1	31
2017	0	0	0	0	1	0	1	1	7	7	7	3	27
2018	0	0	0	0	0	0	2	3	1	15	6	3	30
2019	0	0	0	0	0	1	2	5	10	12	9	3	42
Total	1	1	0	1	1	2	13	30	54	82	48	21	254

	2010	2011	2012	2013	2014	2015	2016	2017	2018	2019	Total
Baker	0	0	0	0	0	0	0	1	0	0	1
Benton	0	0	0	0	0	0	0	0	0	0	0
Clackamas	1	0	4	2	1	7	2	6	3	6	32
Clatsop	0	0	0	0	1	0	0	1	0	1	3
Columbia	0	0	1	0	0	0	2	0	0	0	3
Coos	0	0	0	0	0	0	0	1	0	1	2
Crook	0	0	0	0	0	0	0	0	0	2	2
Curry	0	0	0	0	1	0	0	0	0	2	3
Deschutes	1	0	1	0	0	1	0	1	3	2	9
Douglas	0	0	1	0	0	1	0	0	0	1	3
Gilliam	0	0	0	0	0	0	0	0	0	0	0
Grant	0	0	0	0	1	0	0	0	0	0	1
Harney	0	0	0	0	0	0	0	0	0	0	0
Hood River	0	0	0	0	0	0	0	0	0	0	0
Jackson	1	0	2	1	1	1	2	1	2	2	13
Jefferson	0	0	0	0	0	0	0	0	0	0	0
Josephine	0	0	1	0	1	0	0	0	2	3	7
Klamath	0	0	0	0	1	1	0	1	0	0	3
Lake	0	0	0	0	0	0	0	0	0	1	1
Lane	2	3	3	4	2	4	3	3	1	1	26
Lincoln	0	1	1	0	0	2	0	0	0	0	4
Linn	0	1	0	1	0	2	0	0	0	1	5
Malheur	1	0	0	0	0	0	2	0	0	0	3
Marion	0	1	0	0	0	0	3	2	1	0	7
Morrow	0	0	0	0	0	0	0	0	0	0	0
Multnomah	2	3	6	7	9	8	6	6	9	10	66
Polk	0	0	1	0	0	1	1	0	0	0	3
Sherman	0	0	0	0	0	0	0	0	0	0	0
Tillamook	0	0	0	0	0	0	0	0	0	0	0
Umatilla	0	0	1	0	1	0	0	1	0	0	3
Union	0	0	0	0	0	0	1	0	0	0	1
Wallowa	0	0	1	0	0	0	0	0	0	0	1
Wasco	1	0	1	0	0	0	0	0	0	0	2
Washington	2	3	2	2	6	5	6	3	9	9	47
Wheeler	0	0	0	0	0	0	0	0	0	0	0
Yamhill	0	0	0	0	0	0	3	0	0	0	3
Total	11	12	26	17	25	33	31	27	30	42	254

	Sex			Total
	F	M	U	
2010	7	4	0	11
2011	6	6	0	12
2012	8	18	0	26
2013	9	8	0	17
2014	15	10	0	25
2015	9	24	0	33
2016	11	20	0	31
2017	9	18	0	27
2018	13	17	0	30
2019	19	23	0	42
Total	106	148	0	254

	Race						Total
	A	B	N	W	U	O	
2010	0	0	0	11	0	0	11
2011	0	0	0	9	0	3	12
2012	0	0	0	23	3	0	26
2013	0	0	0	16	1	0	17
2014	1	1	0	20	2	1	25
2015	1	1	0	27	2	2	33
2016	3	1	1	23	2	1	31
2017	1	1	0	22	0	3	27
2018	0	0	0	27	1	2	30
2019	0	2	0	15	1	24	42
Total	6	6	1	193	12	36	254

Oregon Listeriosis Cases
January - August

	Age Group in Years												Total
	00-04	05-09	10-14	15-19	20-24	25-29	30-39	40-49	50-59	60-69	70-79	80+	
2010	2	1	0	0	1	1	1	0	0	3	0	2	11
2011	0	0	0	0	0	0	0	0	0	1	3	1	5
2012	0	0	0	1	1	1	1	1	4	1	3	2	15
2013	1	0	0	0	0	0	0	1	0	0	0	1	3
2014	0	0	0	1	0	0	1	0	2	4	2	2	12
2015	3	0	0	0	0	0	1	0	3	1	3	1	12
2016	1	0	1	0	0	2	0	0	1	4	1	1	11
2017	1	0	0	1	1	0	1	1	1	2	0	3	11
2018	1	0	1	0	0	0	1	1	1	1	1	1	8
2019	1	0	0	0	0	1	1	1	0	2	3	0	9
Total	10	1	2	3	3	5	7	5	12	19	16	14	97

	2010	2011	2012	2013	2014	2015	2016	2017	2018	2019	Total
Baker	0	0	1	0	0	0	0	0	0	0	1
Benton	0	0	0	0	0	0	0	0	0	0	0
Clackamas	3	1	3	0	4	2	2	2	2	2	21
Clatsop	0	0	0	0	1	0	0	0	0	0	1
Columbia	0	0	1	0	0	0	0	0	0	0	1
Coos	0	0	0	0	1	0	0	0	0	0	1
Crook	0	0	0	0	0	0	0	0	0	0	0
Curry	0	0	0	0	0	0	0	1	0	0	1
Deschutes	0	0	1	0	0	0	0	0	0	0	1
Douglas	0	0	1	0	0	0	0	0	0	2	3
Gilliam	0	0	0	0	0	0	0	0	0	0	0
Grant	0	0	0	0	0	0	0	0	0	1	1
Harney	0	0	0	0	0	0	0	0	0	0	0
Hood River	0	0	0	0	0	0	0	0	0	0	0
Jackson	0	0	0	0	0	0	0	0	0	0	0
Jefferson	0	0	0	0	0	0	0	0	0	0	0
Josephine	0	0	0	1	0	0	0	0	0	0	1
Klamath	0	0	0	0	0	0	0	0	0	0	0
Lake	0	0	0	0	0	0	0	0	0	0	0
Lane	1	2	2	0	0	1	0	0	1	1	8
Lincoln	0	1	0	0	1	0	1	1	0	0	4
Linn	0	0	0	0	0	0	0	0	0	0	0
Malheur	0	0	0	0	0	0	0	1	0	0	1
Marion	1	0	0	0	0	2	3	2	2	0	10
Morrow	0	0	0	0	0	0	0	0	0	0	0
Multnomah	2	0	3	0	2	4	3	1	2	1	18
Polk	0	0	0	1	1	0	0	1	0	0	3
Sherman	0	0	0	0	0	0	0	0	0	0	0
Tillamook	0	1	0	0	1	0	0	0	0	0	2
Umatilla	0	0	0	0	0	0	0	0	1	0	1
Union	0	0	1	0	0	0	0	0	0	0	1
Wallowa	0	0	0	0	0	0	0	0	0	0	0
Wasco	0	0	0	0	0	0	0	0	0	0	0
Washington	4	0	2	1	1	3	2	2	0	2	17
Wheeler	0	0	0	0	0	0	0	0	0	0	0
Yamhill	0	0	0	0	0	0	0	0	0	0	0
Total	11	5	15	3	12	12	11	11	8	9	97

	Sex			Total
	F	M	U	
2010	9	2	0	11
2011	3	2	0	5
2012	9	6	0	15
2013	3	0	0	3
2014	6	6	0	12
2015	2	10	0	12
2016	6	5	0	11
2017	8	3	0	11
2018	1	7	0	8
2019	5	4	0	9
Total	52	45	0	97

	Race						Total
	A	B	N	W	U	O	
2010	0	0	0	11	0	0	11
2011	0	0	0	5	0	0	5
2012	0	1	1	13	0	0	15
2013	0	0	0	2	0	1	3
2014	1	0	0	9	2	0	12
2015	0	1	0	9	0	2	12
2016	1	1	0	8	0	1	11
2017	0	0	0	9	1	1	11
2018	0	0	0	7	0	1	8
2019	0	0	0	3	0	6	9
Total	2	3	1	76	3	12	97

Oregon Lyme disease Cases
January - August

	Age Group in Years												Total
	00-04	05-09	10-14	15-19	20-24	25-29	30-39	40-49	50-59	60-69	70-79	80+	
2010	1	2	3	2	1	6	7	5	5	6	3	0	41
2011	2	1	0	2	3	0	7	6	3	4	1	1	30
2012	1	2	0	3	1	1	9	9	5	6	1	0	38
2013	1	3	2	2	3	4	2	7	5	4	1	0	34
2014	0	1	3	3	4	4	2	7	0	4	1	0	29
2015	0	0	1	0	0	4	9	6	5	3	1	0	29
2016	0	2	1	1	0	5	8	4	6	5	1	1	34
2017	0	1	3	2	4	7	11	9	8	9	7	0	61
2018	0	2	3	1	4	4	15	9	9	2	6	1	56
2019	0	0	1	4	3	7	9	5	7	3	7	1	47
Total	5	14	17	20	23	42	79	67	53	46	29	4	399

	2010	2011	2012	2013	2014	2015	2016	2017	2018	2019	Total
Baker	1	0	0	0	0	0	0	0	1	0	2
Benton	5	1	4	1	1	0	3	4	3	4	26
Clackamas	1	1	2	1	3	7	3	8	8	2	36
Clatsop	0	0	0	0	0	0	0	0	0	0	0
Columbia	1	0	1	0	0	0	0	0	1	0	3
Coos	2	0	1	0	0	0	1	1	2	0	7
Crook	0	0	0	0	0	0	0	0	0	0	0
Curry	0	0	0	0	0	0	0	0	0	2	2
Deschutes	0	0	0	3	1	1	1	2	3	2	13
Douglas	3	3	5	3	2	3	5	4	0	3	31
Gilliam	0	0	0	0	0	0	0	0	0	0	0
Grant	0	0	0	1	0	0	0	0	0	0	1
Harney	0	0	0	0	0	0	0	0	0	0	0
Hood River	1	1	1	1	1	0	1	0	0	3	9
Jackson	1	6	5	4	5	2	4	7	7	9	50
Jefferson	0	0	0	0	0	0	0	0	0	0	0
Josephine	2	4	10	6	1	0	3	5	5	2	38
Klamath	0	1	0	2	1	3	0	2	5	0	14
Lake	0	0	0	0	0	0	0	0	0	0	0
Lane	1	4	1	1	3	2	1	2	2	3	20
Lincoln	0	0	0	1	0	0	2	1	1	0	5
Linn	2	1	0	1	0	0	1	0	0	2	7
Malheur	0	0	0	0	0	0	0	2	0	0	2
Marion	1	0	0	0	0	0	1	2	2	2	8
Morrow	0	0	0	0	0	0	0	0	0	0	0
Multnomah	15	7	7	6	7	5	6	12	10	8	83
Polk	1	0	0	1	0	0	0	3	0	0	5
Sherman	0	0	0	0	0	0	0	0	0	0	0
Tillamook	0	0	0	0	0	0	0	0	0	0	0
Umatilla	0	0	0	1	0	1	0	2	0	0	4
Union	1	0	0	0	0	0	0	0	0	0	1
Wallowa	0	0	0	0	0	0	0	1	0	1	2
Wasco	0	0	0	1	0	1	0	0	1	0	3
Washington	3	0	1	0	3	3	2	2	4	4	22
Wheeler	0	0	0	0	0	0	0	0	0	0	0
Yamhill	0	1	0	0	1	1	0	1	1	0	5
Total	41	30	38	34	29	29	34	61	56	47	399

	Sex			Total
	F	M	U	
2010	28	13	0	41
2011	16	14	0	30
2012	29	9	0	38
2013	20	14	0	34
2014	21	8	0	29
2015	17	12	0	29
2016	21	13	0	34
2017	37	24	0	61
2018	36	20	0	56
2019	28	19	0	47
Total	253	146	0	399

	Race						Total
	A	B	N	W	U	O	
2010	0	0	0	32	5	4	41
2011	0	0	1	21	4	4	30
2012	1	0	0	28	9	0	38
2013	1	0	1	28	3	1	34
2014	0	0	0	21	5	3	29
2015	0	1	1	25	2	0	29
2016	0	0	0	22	9	3	34
2017	0	0	0	46	12	3	61
2018	1	0	0	40	8	7	56
2019	0	2	0	21	3	21	47
Total	3	3	3	284	60	46	399

Oregon Malaria Cases
January - August

	Age Group in Years												Total
	00-04	05-09	10-14	15-19	20-24	25-29	30-39	40-49	50-59	60-69	70-79	80+	
2010	0	0	0	0	2	2	3	2	0	1	0	0	10
2011	0	0	1	4	2	2	2	1	2	0	0	0	14
2012	0	0	0	1	2	1	0	1	0	1	0	0	6
2013	0	0	0	1	1	1	1	2	0	1	0	0	7
2014	0	1	0	1	0	2	4	2	1	2	0	0	13
2015	1	0	0	2	1	2	2	0	2	1	1	0	12
2016	1	0	0	0	0	2	5	2	2	2	0	0	14
2017	1	0	0	0	2	1	0	1	1	1	1	0	8
2018	1	2	0	2	1	2	2	1	0	2	0	0	13
2019	0	0	0	0	0	0	1	0	0	1	0	0	2
Total	4	3	1	11	11	15	20	12	8	12	2	0	99

	Sex			Total
	F	M	U	
2010	2	8	0	10
2011	8	6	0	14
2012	3	3	0	6
2013	1	6	0	7
2014	3	10	0	13
2015	4	8	0	12
2016	2	12	0	14
2017	3	5	0	8
2018	6	7	0	13
2019	0	2	0	2
Total	32	67	0	99

	Race						Total
	A	B	N	W	U	O	
2010	0	4	0	5	0	1	10
2011	1	2	0	9	1	1	14
2012	0	1	0	5	0	0	6
2013	0	3	0	4	0	0	7
2014	0	4	0	4	1	4	13
2015	0	6	0	6	0	0	12
2016	0	4	0	5	1	4	14
2017	1	4	0	3	0	0	8
2018	0	5	0	7	0	1	13
2019	0	0	0	1	0	1	2
Total	2	33	0	49	3	12	99

	2010	2011	2012	2013	2014	2015	2016	2017	2018	2019	Total
Baker	0	0	0	0	0	0	0	0	0	0	0
Benton	0	1	0	0	0	1	0	1	0	0	3
Clackamas	0	0	0	2	1	2	3	0	2	1	11
Clatsop	0	0	0	0	0	0	0	0	0	0	0
Columbia	0	0	0	0	0	0	0	0	0	0	0
Coos	0	0	0	0	0	0	0	0	0	0	0
Crook	0	0	1	0	0	0	0	0	0	0	1
Curry	0	0	0	0	0	0	0	0	0	0	0
Deschutes	0	0	0	0	1	1	0	0	0	0	2
Douglas	0	0	0	0	0	0	0	0	0	0	0
Gilliam	0	0	0	0	0	0	0	0	0	0	0
Grant	0	0	0	0	0	0	0	0	0	0	0
Harney	0	0	0	0	0	0	0	0	0	0	0
Hood River	0	0	0	0	0	0	0	0	0	0	0
Jackson	0	0	0	0	0	0	0	0	0	0	0
Jefferson	0	0	0	0	0	0	0	0	0	0	0
Josephine	0	0	0	0	0	0	0	0	0	0	0
Klamath	0	0	0	0	0	0	0	0	0	0	0
Lake	0	0	0	0	0	0	0	0	0	0	0
Lane	0	1	0	1	0	1	0	0	2	0	5
Lincoln	0	0	0	0	0	0	0	0	0	0	0
Linn	0	4	0	0	0	0	0	0	0	0	4
Malheur	0	0	0	0	0	0	0	0	0	0	0
Marion	2	2	1	0	1	1	1	0	1	0	9
Morrow	0	0	0	0	0	0	0	0	0	0	0
Multnomah	4	6	3	4	9	4	7	5	4	1	47
Polk	0	0	0	0	0	0	0	0	0	0	0
Sherman	0	0	0	0	0	0	0	0	0	0	0
Tillamook	0	0	0	0	0	0	0	1	1	0	2
Umatilla	0	0	0	0	0	0	0	0	0	0	0
Union	0	0	0	0	0	1	0	0	0	0	1
Wallowa	0	0	0	0	0	0	0	0	0	0	0
Wasco	0	0	0	0	0	0	0	0	0	0	0
Washington	3	0	1	0	1	1	3	1	2	0	12
Wheeler	0	0	0	0	0	0	0	0	0	0	0
Yamhill	1	0	0	0	0	0	0	0	1	0	2
Total	10	14	6	7	13	12	14	8	13	2	99

Oregon Measles Cases
January - August

	Age Group in Years												Total
	00-04	05-09	10-14	15-19	20-24	25-29	30-39	40-49	50-59	60-69	70-79	80+	
2010	0	0	0	0	0	0	0	0	0	0	0	0	0
2011	1	0	0	0	1	0	1	0	0	0	0	0	3
2012	1	0	0	0	0	0	0	0	0	0	0	0	1
2013	0	3	0	0	0	0	0	0	0	0	0	0	3
2014	3	2	0	0	0	0	0	0	0	0	0	0	5
2015	0	0	0	0	0	0	0	1	0	0	0	0	1
2016	0	0	0	0	0	0	0	0	0	0	0	0	0
2017	0	0	0	0	0	0	0	0	0	0	0	0	0
2018	0	0	0	1	3	0	0	1	0	0	0	0	5
2019	6	6	5	1	1	0	3	2	0	0	0	0	24
Total	11	11	5	2	5	0	4	4	0	0	0	0	42

	2010	2011	2012	2013	2014	2015	2016	2017	2018	2019	Total
Baker	0	0	0	0	0	0	0	0	0	0	0
Benton	0	0	0	0	0	0	0	0	0	0	0
Clackamas	0	0	0	0	0	0	0	0	0	7	7
Clatsop	0	0	0	0	0	0	0	0	0	0	0
Columbia	0	0	0	0	0	0	0	0	0	1	1
Coos	0	0	0	0	0	0	0	0	0	0	0
Crook	0	0	0	0	0	0	0	0	0	0	0
Curry	0	0	0	0	0	0	0	0	0	0	0
Deschutes	0	0	0	0	0	0	0	0	0	0	0
Douglas	0	0	0	0	0	0	0	0	0	0	0
Gilliam	0	0	0	0	0	0	0	0	0	0	0
Grant	0	0	0	0	0	0	0	0	0	0	0
Harney	0	0	0	0	0	0	0	0	0	0	0
Hood River	0	2	0	0	0	0	0	0	0	0	2
Jackson	0	0	0	0	0	0	0	0	0	0	0
Jefferson	0	0	0	0	0	0	0	0	0	0	0
Josephine	0	0	0	0	0	0	0	0	0	0	0
Klamath	0	0	0	0	0	0	0	0	0	0	0
Lake	0	0	0	0	0	0	0	0	0	0	0
Lane	0	0	0	0	0	1	0	0	0	0	1
Lincoln	0	0	0	0	0	0	0	0	0	0	0
Linn	0	0	0	0	0	0	0	0	0	0	0
Malheur	0	0	0	0	0	0	0	0	0	0	0
Marion	0	0	0	3	4	0	0	0	0	2	9
Morrow	0	0	0	0	0	0	0	0	0	0	0
Multnomah	0	1	0	0	1	0	0	0	3	14	19
Polk	0	0	0	0	0	0	0	0	0	0	0
Sherman	0	0	0	0	0	0	0	0	0	0	0
Tillamook	0	0	0	0	0	0	0	0	0	0	0
Umatilla	0	0	0	0	0	0	0	0	0	0	0
Union	0	0	0	0	0	0	0	0	0	0	0
Wallowa	0	0	0	0	0	0	0	0	0	0	0
Wasco	0	0	0	0	0	0	0	0	0	0	0
Washington	0	0	1	0	0	0	0	0	1	0	2
Wheeler	0	0	0	0	0	0	0	0	0	0	0
Yamhill	0	0	0	0	0	0	0	0	1	0	1
Total	0	3	1	3	5	1	0	0	5	24	42

	Sex			Total
	F	M	U	
2010	0	0	0	0
2011	1	2	0	3
2012	0	1	0	1
2013	1	2	0	3
2014	2	3	0	5
2015	0	1	0	1
2016	0	0	0	0
2017	0	0	0	0
2018	4	1	0	5
2019	19	5	0	24
Total	27	15	0	42

	Race						Total
	A	B	N	W	U	O	
2010	0	0	0	0	0	0	0
2011	0	0	0	3	0	0	3
2012	0	0	0	1	0	0	1
2013	0	0	0	3	0	0	3
2014	1	1	1	2	0	0	5
2015	0	0	0	1	0	0	1
2016	0	0	0	0	0	0	0
2017	0	0	0	0	0	0	0
2018	0	0	0	5	0	0	5
2019	0	0	0	14	0	10	24
Total	1	1	1	29	0	10	42

Oregon Meningococcal Disease Cases
January - August

	Age Group in Years												Total
	00-04	05-09	10-14	15-19	20-24	25-29	30-39	40-49	50-59	60-69	70-79	80+	
2010	9	0	3	3	4	0	2	0	0	2	0	0	23
2011	8	1	1	1	3	0	1	1	1	2	2	2	23
2012	6	1	0	2	2	0	2	1	2	1	2	0	19
2013	1	0	0	1	1	1	0	1	1	1	1	1	9
2014	3	0	0	4	1	0	0	0	0	2	2	1	13
2015	2	1	0	6	1	1	0	0	0	2	1	2	16
2016	5	1	0	1	0	0	0	0	1	0	3	1	12
2017	1	1	0	2	3	1	0	0	3	3	1	0	15
2018	3	2	1	0	1	0	0	0	0	1	1	2	11
2019	1	0	1	0	0	0	1	0	2	1	2	0	8
Total	39	7	6	20	16	3	6	3	10	15	15	9	149

	Sex			Total
	F	M	U	
2010	5	18	0	23
2011	14	9	0	23
2012	9	10	0	19
2013	3	6	0	9
2014	7	6	0	13
2015	9	7	0	16
2016	8	4	0	12
2017	5	10	0	15
2018	6	5	0	11
2019	4	4	0	8
Total	70	79	0	149

	Race						Total
	A	B	N	W	U	O	
2010	0	2	2	17	1	1	23
2011	0	0	0	22	0	1	23
2012	0	1	0	15	0	3	19
2013	1	0	0	6	1	1	9
2014	0	0	1	9	3	0	13
2015	1	2	1	10	2	0	16
2016	0	1	0	9	1	1	12
2017	1	3	0	10	1	0	15
2018	0	1	0	9	1	0	11
2019	0	0	0	3	0	5	8
Total	3	10	4	110	10	12	149

	2010	2011	2012	2013	2014	2015	2016	2017	2018	2019	Total
Baker	0	0	0	0	0	0	0	0	0	0	0
Benton	1	0	0	0	1	0	0	1	0	0	3
Clackamas	0	0	1	2	4	2	1	1	0	2	13
Clatsop	0	1	1	0	0	0	0	0	0	0	2
Columbia	0	0	0	0	0	0	1	0	0	0	1
Coos	1	1	1	0	0	1	0	1	0	0	5
Crook	0	3	2	0	0	0	0	0	0	0	5
Curry	0	0	1	0	0	0	0	0	0	0	1
Deschutes	2	4	1	0	0	1	0	0	1	0	9
Douglas	7	1	1	0	1	1	2	1	0	0	14
Gilliam	0	0	0	0	0	0	0	0	0	0	0
Grant	0	0	0	0	0	0	0	0	0	0	0
Harney	0	0	0	0	0	0	0	0	0	0	0
Hood River	0	0	0	0	0	0	0	0	0	0	0
Jackson	2	2	0	0	1	1	3	2	2	1	14
Jefferson	0	0	0	0	0	0	0	0	0	1	1
Josephine	2	0	1	0	0	1	0	0	0	0	4
Klamath	0	0	0	0	0	0	1	1	0	2	4
Lake	0	0	0	0	0	0	0	0	0	0	0
Lane	2	2	5	1	0	7	0	2	0	0	19
Lincoln	0	0	0	0	0	0	0	1	0	0	1
Linn	0	0	0	1	0	0	0	0	2	0	3
Malheur	0	1	1	0	0	0	0	0	0	0	2
Marion	2	1	0	2	3	0	0	2	1	0	11
Morrow	0	0	0	0	0	0	0	0	0	0	0
Multnomah	2	5	2	1	1	1	3	3	4	2	24
Polk	1	0	0	0	1	0	0	0	0	0	2
Sherman	0	0	0	0	0	0	0	0	0	0	0
Tillamook	0	0	0	0	0	0	0	0	0	0	0
Umatilla	0	0	0	0	0	0	0	0	0	0	0
Union	0	0	0	0	0	0	0	0	0	0	0
Wallowa	0	0	0	0	0	0	0	0	0	0	0
Wasco	0	0	1	1	0	0	0	0	0	0	2
Washington	1	2	1	1	1	1	1	0	1	0	9
Wheeler	0	0	0	0	0	0	0	0	0	0	0
Yamhill	0	0	0	0	0	0	0	0	0	0	0
Total	23	23	19	9	13	16	12	15	11	8	149

Oregon Mumps Cases
January - August

	Age Group in Years												Total
	00-04	05-09	10-14	15-19	20-24	25-29	30-39	40-49	50-59	60-69	70-79	80+	
2010	0	0	1	0	1	0	0	0	0	0	0	0	2
2011	1	0	0	0	1	0	0	0	0	1	1	0	4
2012	0	0	0	0	0	0	0	1	0	0	0	0	1
2013	0	0	2	0	0	0	0	0	1	0	0	0	3
2014	0	0	1	0	0	0	0	0	0	0	0	0	1
2015	0	0	0	0	1	0	0	0	1	1	0	0	3
2016	0	0	0	0	0	0	1	0	1	1	0	0	3
2017	0	4	10	7	6	5	9	12	3	0	1	0	57
2018	2	2	2	2	1	1	1	0	4	2	0	0	17
2019	1	0	0	1	0	0	2	0	1	0	0	0	5
Total	4	6	16	10	10	6	13	13	11	5	2	0	96

	Sex			Total
	F	M	U	
2010	2	0	0	2
2011	2	2	0	4
2012	1	0	0	1
2013	2	1	0	3
2014	0	1	0	1
2015	2	1	0	3
2016	1	2	0	3
2017	29	28	0	57
2018	8	9	0	17
2019	4	1	0	5
Total	51	45	0	96

	Race						Total
	A	B	N	W	U	O	
2010	1	0	0	1	0	0	2
2011	0	1	0	2	0	1	4
2012	0	0	0	1	0	0	1
2013	0	0	0	2	1	0	3
2014	0	0	0	1	0	0	1
2015	1	0	0	0	1	1	3
2016	0	0	0	2	1	0	3
2017	0	0	1	32	2	22	57
2018	0	0	0	10	2	5	17
2019	0	0	0	1	1	3	5
Total	2	1	1	52	8	32	96

	2010	2011	2012	2013	2014	2015	2016	2017	2018	2019	Total
Baker	0	0	0	0	0	0	0	0	0	0	0
Benton	0	1	0	0	0	0	0	0	0	0	1
Clackamas	0	0	0	1	0	0	0	3	3	1	8
Clatsop	0	0	0	0	0	0	0	0	0	0	0
Columbia	0	0	0	0	0	0	0	0	0	0	0
Coos	0	0	0	0	0	0	0	0	0	0	0
Crook	0	0	0	0	0	0	0	1	0	0	1
Curry	0	0	0	0	0	0	0	0	0	0	0
Deschutes	0	0	0	0	0	0	0	1	0	0	1
Douglas	0	0	0	0	0	0	0	0	0	0	0
Gilliam	0	0	0	0	0	0	0	0	0	0	0
Grant	0	0	0	0	0	0	0	0	0	0	0
Harney	0	0	0	0	0	0	0	0	0	0	0
Hood River	1	0	0	0	0	0	0	0	0	0	1
Jackson	0	1	0	0	0	1	0	0	0	0	2
Jefferson	0	0	0	0	0	0	1	0	0	0	1
Josephine	0	0	0	0	0	0	0	1	0	0	1
Klamath	0	0	0	0	0	0	0	0	0	0	0
Lake	0	0	0	0	0	0	0	0	0	0	0
Lane	1	0	0	1	0	0	0	5	0	0	7
Lincoln	0	0	0	0	0	0	0	0	0	0	0
Linn	0	1	0	0	0	0	0	0	0	0	1
Malheur	0	0	0	0	0	0	0	0	0	0	0
Marion	0	0	0	0	0	0	0	26	6	1	33
Morrow	0	0	0	0	0	0	0	0	0	0	0
Multnomah	0	1	0	0	0	1	0	3	2	3	10
Polk	0	0	0	0	1	0	0	0	1	0	2
Sherman	0	0	0	0	0	0	0	0	0	0	0
Tillamook	0	0	0	0	0	0	0	0	0	0	0
Umatilla	0	0	0	0	0	0	0	0	0	0	0
Union	0	0	0	0	0	0	0	14	0	0	14
Wallowa	0	0	0	0	0	0	0	0	0	0	0
Wasco	0	0	0	0	0	0	0	0	1	0	1
Washington	0	0	1	0	0	1	2	3	3	0	10
Wheeler	0	0	0	0	0	0	0	0	0	0	0
Yamhill	0	0	0	1	0	0	0	0	1	0	2
Total	2	4	1	3	1	3	3	57	17	5	96

Oregon Non Mycobacterium TB Cases
January - August

	Age Group in Years												Total
	00-04	05-09	10-14	15-19	20-24	25-29	30-39	40-49	50-59	60-69	70-79	80+	
2010	0	0	0	0	0	0	0	0	0	0	0	0	0
2011	0	0	0	0	0	0	0	0	0	0	0	0	0
2012	0	0	0	0	0	0	0	0	0	0	0	0	0
2013	0	0	0	0	0	0	0	0	0	0	1	0	1
2014	2	0	0	0	0	0	4	5	4	5	6	0	26
2015	9	0	0	0	1	0	0	3	6	10	2	0	31
2016	8	2	0	1	0	0	3	10	6	3	1	0	34
2017	1	1	0	1	0	1	0	4	3	6	0	1	18
2018	3	0	0	0	0	1	4	4	4	5	2	7	30
2019	6	0	0	1	0	1	5	4	2	1	4	0	24
Total	29	3	0	3	1	3	16	30	25	30	16	8	164

	2010	2011	2012	2013	2014	2015	2016	2017	2018	2019	Total
Baker	0	0	0	0	0	1	0	0	0	0	1
Benton	0	0	0	0	1	0	0	0	0	0	1
Clackamas	0	0	0	0	2	2	4	1	2	2	13
Clatsop	0	0	0	0	1	0	0	0	0	0	1
Columbia	0	0	0	0	0	0	0	0	0	1	1
Coos	0	0	0	0	0	0	0	0	1	0	1
Crook	0	0	0	0	0	0	0	0	0	0	0
Curry	0	0	0	0	0	0	1	1	1	0	3
Deschutes	0	0	0	0	1	0	2	0	2	2	7
Douglas	0	0	0	0	1	0	0	0	1	2	4
Gilliam	0	0	0	0	0	0	0	0	1	0	1
Grant	0	0	0	0	0	0	0	0	0	0	0
Harney	0	0	0	0	0	1	0	0	0	0	1
Hood River	0	0	0	0	1	0	0	0	0	0	1
Jackson	0	0	0	1	2	5	3	2	4	0	17
Jefferson	0	0	0	0	0	0	0	0	0	1	1
Josephine	0	0	0	0	2	1	0	0	0	2	5
Klamath	0	0	0	0	0	2	1	0	0	0	3
Lake	0	0	0	0	0	0	0	0	0	0	0
Lane	0	0	0	0	1	4	8	2	0	2	17
Lincoln	0	0	0	0	0	1	0	0	0	0	1
Linn	0	0	0	0	0	1	2	0	0	2	5
Malheur	0	0	0	0	1	0	0	0	0	0	1
Marion	0	0	0	0	2	1	3	1	3	2	12
Morrow	0	0	0	0	0	0	0	0	0	0	0
Multnomah	0	0	0	0	6	3	7	3	11	5	35
Polk	0	0	0	0	0	0	1	1	0	0	2
Sherman	0	0	0	0	0	0	0	0	0	0	0
Tillamook	0	0	0	0	0	0	0	0	0	0	0
Umatilla	0	0	0	0	0	1	0	0	0	0	1
Union	0	0	0	0	0	0	1	0	0	1	2
Wallowa	0	0	0	0	0	0	0	0	0	0	0
Wasco	0	0	0	0	0	0	0	2	0	0	2
Washington	0	0	0	0	4	6	1	4	2	2	19
Wheeler	0	0	0	0	0	0	0	0	0	0	0
Yamhill	0	0	0	0	1	2	0	1	2	0	6
Total	0	0	0	1	26	31	34	18	30	24	164

	Sex			Total
	F	M	U	
2010	0	0	0	0
2011	0	0	0	0
2012	0	0	0	0
2013	0	1	0	1
2014	14	12	0	26
2015	18	13	0	31
2016	18	16	0	34
2017	8	10	0	18
2018	16	14	0	30
2019	13	11	0	24
Total	87	77	0	164

	Race						Total
	A	B	N	W	U	O	
2010	0	0	0	0	0	0	0
2011	0	0	0	0	0	0	0
2012	0	0	0	0	0	0	0
2013	0	0	0	0	1	0	1
2014	0	1	0	19	6	0	26
2015	3	0	0	24	2	2	31
2016	3	1	0	27	3	0	34
2017	1	0	0	16	1	0	18
2018	1	1	1	25	1	1	30
2019	1	0	0	8	0	15	24
Total	9	3	1	119	14	18	164

dis_2	Non Mycobacterium TB Notes
ACD241	NTM became Reportable in 2014.

Oregon Pertussis Cases
January - August

	Age Group in Years												Total
	00-04	05-09	10-14	15-19	20-24	25-29	30-39	40-49	50-59	60-69	70-79	80+	
2010	71	37	45	15	1	6	9	9	9	5	1	0	208
2011	78	58	42	8	0	3	6	7	7	3	3	1	216
2012	222	134	230	68	19	12	36	36	11	8	6	2	784
2013	134	69	97	37	7	3	13	20	6	6	2	2	396
2014	86	53	67	49	6	4	17	6	9	7	1	1	306
2015	117	82	106	113	7	6	10	16	8	6	4	3	478
2016	43	38	36	20	2	0	8	8	0	0	2	0	157
2017	44	25	33	54	7	0	3	5	2	3	5	0	181
2018	93	52	96	98	14	7	11	21	9	3	2	0	406
2019	67	30	34	43	3	4	7	6	4	4	1	1	204
Total	955	578	786	505	66	45	120	134	65	45	27	10	3336

	2010	2011	2012	2013	2014	2015	2016	2017	2018	2019	Total
Baker	0	0	0	0	0	0	0	0	0	0	0
Benton	4	7	14	7	7	33	12	2	6	0	92
Clackamas	5	27	74	24	41	43	25	30	24	19	312
Clatsop	1	8	18	2	0	3	1	4	2	0	39
Columbia	3	2	8	0	0	0	2	1	15	2	33
Coos	1	0	6	19	0	5	0	0	0	9	40
Crook	0	0	0	0	0	2	0	0	1	0	3
Curry	2	0	0	0	0	0	0	0	0	2	4
Deschutes	6	0	3	5	59	37	3	2	14	48	177
Douglas	4	3	0	3	1	2	0	1	4	0	18
Gilliam	0	0	0	0	0	0	0	0	0	0	0
Grant	0	0	0	0	0	4	5	0	0	0	9
Harney	0	0	2	0	0	0	0	9	0	0	11
Hood River	0	0	6	0	1	2	1	0	0	0	10
Jackson	36	4	3	18	17	29	2	3	11	13	136
Jefferson	0	0	0	1	3	2	1	0	2	0	9
Josephine	16	3	3	42	8	2	1	1	4	1	81
Klamath	0	1	0	43	1	4	0	0	1	0	50
Lake	0	0	0	0	1	0	0	0	0	0	1
Lane	41	39	21	97	35	35	18	10	216	4	516
Lincoln	7	1	6	1	0	5	0	0	1	6	27
Linn	5	2	16	17	14	3	6	0	5	5	73
Malheur	0	0	11	1	2	1	0	0	0	0	15
Marion	16	17	43	51	17	55	29	11	24	22	285
Morrow	0	0	1	0	0	0	0	0	0	0	1
Multnomah	40	79	217	43	40	54	24	65	24	48	634
Polk	5	5	24	5	11	8	5	6	16	0	85
Sherman	0	0	0	0	1	0	0	0	0	0	1
Tillamook	2	0	1	0	1	0	0	0	11	2	17
Umatilla	0	1	15	0	0	7	0	2	0	0	25
Union	0	0	1	1	0	9	0	1	0	0	12
Wallowa	0	0	0	0	0	0	0	0	0	0	0
Wasco	0	2	1	1	1	18	2	0	4	0	29
Washington	11	15	264	13	29	86	18	30	12	20	498
Wheeler	0	0	0	0	0	0	0	0	0	0	0
Yamhill	3	1	26	2	16	29	2	3	9	3	94
Total	208	217	784	396	306	478	157	181	406	204	3337

	Sex			Total
	F	M	U	
2010	113	95	0	208
2011	104	113	0	217
2012	411	373	0	784
2013	222	174	0	396
2014	166	140	0	306
2015	245	233	0	478
2016	87	70	0	157
2017	99	82	0	181
2018	221	185	0	406
2019	112	92	0	204
Total	1780	1557	0	3337

	Race						Total
	A	B	N	W	U	O	
2010	3	2	2	182	8	11	208
2011	0	0	1	190	12	14	217
2012	13	13	4	669	23	62	784
2013	3	2	5	350	4	32	396
2014	3	1	0	273	14	15	306
2015	2	5	5	409	19	38	478
2016	2	0	1	134	5	15	157
2017	3	0	1	162	3	12	181
2018	5	5	3	346	7	40	406
2019	0	2	0	115	3	84	204
Total	34	30	22	2830	98	323	3337

Oregon Salmonella Cases
January - August

	Age Group in Years												Total
	00-04	05-09	10-14	15-19	20-24	25-29	30-39	40-49	50-59	60-69	70-79	80+	
2010	53	24	20	16	27	29	46	53	52	31	19	13	383
2011	59	8	9	15	18	17	34	26	26	16	12	11	251
2012	37	15	8	13	21	15	39	29	24	23	17	10	251
2013	37	13	9	26	22	24	38	26	28	28	15	6	272
2014	38	18	6	24	12	20	25	24	42	29	12	8	258
2015	41	17	9	23	26	26	53	41	52	29	23	11	351
2016	28	11	10	14	22	26	42	40	39	36	19	13	300
2017	47	17	21	24	26	20	51	40	35	38	18	9	346
2018	31	16	19	28	32	29	48	64	47	56	18	10	398
2019	28	7	13	16	18	30	53	29	47	36	20	9	306
Total	399	146	124	199	224	236	429	372	392	322	173	100	3116

	2010	2011	2012	2013	2014	2015	2016	2017	2018	2019	Total
Baker	0	2	1	1	1	5	2	2	2	2	18
Benton	6	3	2	3	3	10	5	5	8	2	47
Clackamas	24	31	25	32	30	36	34	34	41	22	309
Clatsop	3	1	3	4	5	4	2	2	5	2	31
Columbia	0	4	1	3	4	5	5	6	4	2	34
Coos	4	4	3	4	4	7	3	1	7	5	42
Crook	0	3	1	7	3	2	0	1	1	3	21
Curry	2	0	0	1	0	0	1	0	1	0	5
Deschutes	14	12	10	15	11	15	14	10	15	17	133
Douglas	86	5	10	4	6	11	7	1	19	14	163
Gilliam	0	0	0	0	0	0	0	0	0	1	1
Grant	0	0	0	0	0	0	0	0	0	1	1
Harney	0	0	3	1	0	0	1	0	1	1	7
Hood River	3	3	1	2	3	0	3	2	6	1	24
Jackson	18	7	7	8	8	9	16	15	14	17	119
Jefferson	3	5	0	2	1	0	2	1	6	3	23
Josephine	11	2	5	2	12	4	6	6	4	9	61
Klamath	11	6	5	3	4	2	4	4	2	7	48
Lake	1	1	1	0	0	0	0	0	0	1	4
Lane	29	30	31	22	13	30	20	32	28	39	274
Lincoln	2	1	3	3	4	2	2	2	2	1	22
Linn	9	9	9	6	6	11	13	10	4	2	79
Malheur	3	0	3	3	1	4	4	6	1	2	27
Marion	30	19	25	26	26	32	22	27	33	40	280
Morrow	0	2	2	1	2	3	0	0	1	2	13
Multnomah	69	49	48	47	49	71	59	78	84	43	597
Polk	1	4	6	16	3	6	6	9	8	2	61
Sherman	1	0	0	1	0	0	0	0	0	1	3
Tillamook	3	0	2	1	1	2	0	3	2	2	16
Umatilla	4	4	3	8	5	11	4	11	6	10	66
Union	1	2	1	1	1	2	0	4	3	2	17
Wallowa	0	1	0	0	1	1	0	0	0	0	3
Wasco	4	1	2	2	3	1	2	1	1	2	19
Washington	37	36	31	28	32	51	52	51	80	46	444
Wheeler	0	0	0	0	0	0	0	0	0	0	0
Yamhill	4	5	7	15	16	14	11	22	11	4	109
Total	383	252	251	272	258	351	300	346	400	308	3121

	Sex			Total
	F	M	U	
2010	204	179	0	383
2011	138	114	0	252
2012	136	115	0	251
2013	147	125	0	272
2014	149	109	0	258
2015	179	172	0	351
2016	168	132	0	300
2017	178	168	0	346
2018	216	184	0	400
2019	182	126	0	308
Total	1697	1424	0	3121

	Race						Total
	A	B	N	W	U	O	
2010	12	10	6	324	15	16	383
2011	11	2	4	213	5	17	252
2012	6	3	3	215	10	14	251
2013	7	4	4	226	16	15	272
2014	6	5	0	207	17	23	258
2015	7	6	4	290	13	31	351
2016	13	0	6	240	14	27	300
2017	8	6	8	279	18	27	346
2018	16	32	5	282	14	51	400
2019	3	2	0	93	2	208	308
Total	89	70	40	2369	124	429	3121

Oregon Shigella Cases
January - August

	Age Group in Years												Total
	00-04	05-09	10-14	15-19	20-24	25-29	30-39	40-49	50-59	60-69	70-79	80+	
2010	4	8	0	0	0	4	6	5	5	4	0	0	36
2011	9	1	0	4	2	5	3	4	3	1	0	1	33
2012	5	8	4	7	3	4	11	8	8	5	1	1	65
2013	1	6	2	1	0	4	4	5	5	3	0	0	31
2014	0	6	1	3	1	3	9	3	3	3	1	1	34
2015	0	3	1	1	1	2	8	10	3	5	0	1	35
2016	0	2	2	0	5	8	20	17	16	5	5	3	83
2017	6	0	1	4	7	6	19	13	24	11	3	0	94
2018	15	9	5	9	16	34	41	18	22	20	9	2	200
2019	11	7	1	4	6	10	28	22	15	8	7	2	121
Total	51	50	17	33	41	80	149	105	104	65	26	11	732

	2010	2011	2012	2013	2014	2015	2016	2017	2018	2019	Total
Baker	0	0	0	0	0	0	0	0	0	0	0
Benton	1	2	0	0	1	0	0	3	6	0	13
Clackamas	2	4	1	2	0	2	4	15	9	10	49
Clatsop	0	0	11	0	1	0	0	0	4	0	16
Columbia	0	0	0	0	0	1	1	0	16	3	21
Coos	0	0	0	0	1	0	0	0	0	0	1
Crook	0	0	0	0	0	0	0	2	0	0	2
Curry	0	0	0	0	0	0	0	0	1	0	1
Deschutes	1	0	0	0	0	1	4	2	12	2	22
Douglas	1	0	0	1	0	0	0	1	4	0	7
Gilliam	0	0	0	0	0	0	0	0	0	0	0
Grant	0	0	0	0	0	0	0	0	0	0	0
Harney	0	1	0	0	0	0	0	0	0	0	1
Hood River	1	0	0	0	0	0	0	0	2	3	6
Jackson	1	1	1	0	0	0	1	1	2	3	10
Jefferson	3	0	0	0	0	0	0	0	0	0	3
Josephine	0	0	0	0	0	0	0	0	0	2	2
Klamath	0	0	0	0	1	0	1	1	0	0	3
Lake	0	0	0	0	0	0	0	0	0	0	0
Lane	6	7	4	1	2	0	4	11	7	2	44
Lincoln	1	1	0	0	1	1	0	0	0	0	4
Linn	0	1	0	2	0	1	0	0	1	4	9
Malheur	0	0	0	0	0	0	0	1	1	1	3
Marion	8	4	8	6	1	1	2	1	8	18	57
Morrow	0	0	0	0	0	0	0	0	0	1	1
Multnomah	5	8	27	16	16	17	55	36	70	50	300
Polk	0	0	1	0	0	0	0	0	1	1	3
Sherman	0	0	0	0	0	0	0	0	0	0	0
Tillamook	0	0	0	0	0	0	0	0	0	1	1
Umatilla	0	0	0	0	0	0	0	0	0	1	1
Union	0	1	2	0	0	0	0	0	0	0	3
Wallowa	0	0	0	0	0	0	0	0	0	0	0
Wasco	0	0	0	0	0	0	0	0	0	0	0
Washington	6	3	10	3	7	9	10	16	38	18	120
Wheeler	0	0	0	0	0	0	0	0	0	0	0
Yamhill	1	0	0	0	3	2	1	4	19	1	31
Total	37	33	65	31	34	35	83	94	201	121	734

	Sex			Total
	F	M	U	
2010	19	18	0	37
2011	23	10	0	33
2012	21	44	0	65
2013	11	20	0	31
2014	19	15	0	34
2015	7	28	0	35
2016	27	56	0	83
2017	40	54	0	94
2018	86	115	0	201
2019	46	75	0	121
Total	299	435	0	734

	Race						Total
	A	B	N	W	U	O	
2010	1	2	2	28	3	1	37
2011	2	1	1	25	2	2	33
2012	1	2	0	48	4	10	65
2013	0	1	0	27	0	3	31
2014	3	0	0	25	3	3	34
2015	1	0	0	27	3	4	35
2016	1	3	1	65	5	8	83
2017	4	4	1	72	1	12	94
2018	7	3	1	132	9	49	201
2019	3	2	0	44	4	68	121
Total	23	18	6	493	34	160	734

For a breakdown of Tuberculosis by county and quarter of report please visit

<http://public.health.oregon.gov/DiseasesConditions/CommunicableDisease/Tuberculosis/Documents/cascount.pdf>

Oregon Vibrio infections Cases
January - August

	Age Group in Years												Total
	00-04	05-09	10-14	15-19	20-24	25-29	30-39	40-49	50-59	60-69	70-79	80+	
2010	0	0	0	0	2	1	5	5	3	5	2	2	25
2011	0	0	0	0	0	1	1	1	0	1	0	0	4
2012	0	0	0	0	1	1	3	3	3	2	0	1	14
2013	0	0	0	0	0	4	3	1	4	5	0	0	17
2014	0	0	0	0	0	1	2	9	1	7	1	1	22
2015	0	0	0	0	2	1	4	5	1	1	2	0	16
2016	0	0	0	0	2	1	4	4	5	2	0	2	20
2017	1	2	0	0	1	2	3	7	4	2	2	1	25
2018	0	0	1	0	1	6	17	12	5	9	8	0	59
2019	0	0	1	1	2	0	11	6	8	3	2	0	34
Total	1	2	2	1	11	18	53	53	34	37	17	7	236

	2010	2011	2012	2013	2014	2015	2016	2017	2018	2019	Total
Baker	0	0	0	0	0	0	1	0	0	0	1
Benton	0	0	0	3	0	1	1	0	1	0	6
Clackamas	3	1	2	1	2	0	0	3	3	1	16
Clatsop	0	1	0	0	3	0	0	0	2	0	6
Columbia	0	0	0	1	0	0	1	0	1	0	3
Coos	1	0	1	2	1	0	0	0	0	0	5
Crook	2	0	0	0	0	0	0	1	1	0	4
Curry	0	0	0	0	1	0	0	0	0	1	2
Deschutes	4	0	0	1	1	1	3	6	3	5	24
Douglas	0	0	0	1	0	0	0	0	0	0	1
Gilliam	0	0	0	0	0	0	0	0	0	0	0
Grant	0	0	0	0	0	0	0	1	0	0	1
Harney	0	0	0	0	0	0	0	0	0	0	0
Hood River	0	0	0	0	0	0	0	0	0	0	0
Jackson	1	0	0	0	2	0	1	0	1	1	6
Jefferson	0	0	0	0	0	0	2	0	0	1	3
Josephine	0	0	0	0	0	0	1	0	0	1	2
Klamath	0	0	0	0	0	0	0	0	0	0	0
Lake	0	0	0	0	0	0	0	0	0	0	0
Lane	0	0	1	3	0	3	1	1	8	0	17
Lincoln	0	0	0	0	0	0	1	1	0	1	3
Linn	1	0	0	1	0	0	0	0	2	0	4
Malheur	0	0	0	0	0	0	0	0	0	0	0
Marion	2	0	0	0	1	1	0	3	3	3	13
Morrow	0	0	0	0	0	0	0	0	0	1	1
Multnomah	7	0	6	2	8	4	4	6	21	12	70
Polk	1	0	0	0	0	1	1	0	0	0	3
Sherman	0	0	0	0	0	0	0	0	0	0	0
Tillamook	0	0	0	0	0	1	0	0	0	0	1
Umatilla	1	0	0	0	0	1	0	0	1	1	4
Union	0	0	0	0	0	0	0	0	1	0	1
Wallowa	0	0	0	0	0	0	0	0	0	0	0
Wasco	0	0	0	0	0	0	0	0	1	0	1
Washington	2	2	4	2	3	3	3	3	7	6	35
Wheeler	0	0	0	0	0	0	0	0	0	0	0
Yamhill	0	0	0	0	0	0	0	0	3	0	3
Total	25	4	14	17	22	16	20	25	59	34	236

	Sex			Total
	F	M	U	
2010	6	19	0	25
2011	0	4	0	4
2012	4	10	0	14
2013	2	15	0	17
2014	8	14	0	22
2015	5	11	0	16
2016	7	13	0	20
2017	10	15	0	25
2018	29	30	0	59
2019	16	18	0	34
Total	87	149	0	236

	Race						Total
	A	B	N	W	U	O	
2010	1	0	1	22	1	0	25
2011	0	0	0	4	0	0	4
2012	0	1	0	13	0	0	14
2013	0	0	0	15	1	1	17
2014	1	0	0	17	1	3	22
2015	0	1	0	13	0	2	16
2016	0	0	0	17	1	2	20
2017	0	0	0	21	1	3	25
2018	2	1	1	45	5	5	59
2019	0	0	0	6	0	28	34
Total	4	3	2	173	10	44	236

Oregon West Nile Cases
January - August

	Age Group in Years												Total
	00-04	05-09	10-14	15-19	20-24	25-29	30-39	40-49	50-59	60-69	70-79	80+	
2010	0	0	0	0	0	0	0	0	0	0	0	0	0
2011	0	0	0	0	0	0	0	0	0	0	0	0	0
2012	0	0	0	0	0	0	0	1	2	2	2	1	8
2013	0	0	1	1	1	0	2	3	2	2	2	0	14
2014	0	0	0	0	0	0	1	1	1	1	2	1	7
2015	0	0	0	0	0	0	0	0	0	1	0	0	1
2016	0	0	0	0	0	0	0	0	2	1	0	0	3
2017	0	0	0	1	0	1	1	0	0	1	2	0	6
2018	0	0	0	0	0	0	0	0	0	0	1	0	1
2019	0	0	0	0	0	0	0	2	1	0	2	0	5
Total	0	0	1	2	1	1	4	7	8	8	11	2	45

	Sex			Total
	F	M	U	
2010	0	0	0	0
2011	0	0	0	0
2012	3	5	0	8
2013	9	5	0	14
2014	6	1	0	7
2015	0	1	0	1
2016	2	1	0	3
2017	1	5	0	6
2018	1	0	0	1
2019	2	3	0	5
Total	24	21	0	45

	Race						Total
	A	B	N	W	U	O	
2010	0	0	0	0	0	0	0
2011	0	0	0	0	0	0	0
2012	0	0	0	6	2	0	8
2013	0	0	0	11	3	0	14
2014	0	0	0	7	0	0	7
2015	0	0	0	1	0	0	1
2016	0	0	0	3	0	0	3
2017	0	0	0	4	2	0	6
2018	0	0	0	1	0	0	1
2019	0	0	0	1	0	4	5
Total	0	0	0	34	7	4	45

	2010	2011	2012	2013	2014	2015	2016	2017	2018	2019	Total
Baker	0	0	0	0	4	0	0	0	0	0	4
Benton	0	0	0	1	0	0	0	0	0	0	1
Clackamas	0	0	0	0	1	0	0	0	0	0	1
Clatsop	0	0	0	0	0	0	0	0	0	0	0
Columbia	0	0	0	0	0	0	0	0	0	0	0
Coos	0	0	1	0	0	0	0	0	0	0	1
Crook	0	0	0	0	0	0	0	0	0	0	0
Curry	0	0	0	0	0	0	0	0	0	0	0
Deschutes	0	0	1	0	0	0	1	0	0	1	3
Douglas	0	0	0	0	0	0	0	0	0	0	0
Gilliam	0	0	0	0	0	0	0	0	0	0	0
Grant	0	0	0	0	0	0	0	1	0	0	1
Harney	0	0	0	1	0	0	0	0	1	2	4
Hood River	0	0	0	0	0	0	0	0	0	0	0
Jackson	0	0	0	0	0	0	0	0	0	0	0
Jefferson	0	0	0	0	0	0	1	0	0	0	1
Josephine	0	0	0	0	0	1	0	0	0	0	1
Klamath	0	0	0	0	0	0	0	0	0	0	0
Lake	0	0	0	0	0	0	0	0	0	0	0
Lane	0	0	1	0	0	0	0	0	0	0	1
Lincoln	0	0	0	0	0	0	0	0	0	0	0
Linn	0	0	0	1	1	0	0	0	0	0	2
Malheur	0	0	3	11	1	0	1	5	0	2	23
Marion	0	0	0	0	0	0	0	0	0	0	0
Morrow	0	0	0	0	0	0	0	0	0	0	0
Multnomah	0	0	2	0	0	0	0	0	0	0	2
Polk	0	0	0	0	0	0	0	0	0	0	0
Sherman	0	0	0	0	0	0	0	0	0	0	0
Tillamook	0	0	0	0	0	0	0	0	0	0	0
Umatilla	0	0	0	0	0	0	0	0	0	0	0
Union	0	0	0	0	0	0	0	0	0	0	0
Wallowa	0	0	0	0	0	0	0	0	0	0	0
Wasco	0	0	0	0	0	0	0	0	0	0	0
Washington	0	0	0	0	0	0	0	0	0	0	0
Wheeler	0	0	0	0	0	0	0	0	0	0	0
Yamhill	0	0	0	0	0	0	0	0	0	0	0
Total	0	0	8	14	7	1	3	6	1	5	45

Oregon Yersinia Cases
January - August

	Age Group in Years												Total
	00-04	05-09	10-14	15-19	20-24	25-29	30-39	40-49	50-59	60-69	70-79	80+	
2010	2	3	0	0	1	1	1	1	2	3	1	0	15
2011	2	0	0	1	0	1	0	2	5	3	1	0	15
2012	4	0	1	0	2	0	1	1	3	1	3	0	16
2013	0	4	0	2	4	2	1	3	0	3	0	1	20
2014	2	1	0	1	2	1	0	1	1	3	1	1	14
2015	2	2	1	1	1	2	1	2	0	1	0	1	14
2016	0	1	0	2	2	2	1	3	4	2	2	0	19
2017	3	1	3	2	1	2	5	4	4	5	3	3	36
2018	3	0	0	3	3	4	2	3	3	3	4	1	29
2019	4	2	1	0	0	1	4	5	6	11	6	1	41
Total	22	14	6	12	16	16	16	25	28	35	21	8	219

	2010	2011	2012	2013	2014	2015	2016	2017	2018	2019	Total
Baker	0	0	0	1	0	0	0	0	0	0	1
Benton	0	0	0	0	0	2	0	0	0	1	3
Clackamas	3	2	2	1	2	0	3	3	3	6	25
Clatsop	1	0	0	0	0	0	0	0	0	0	1
Columbia	0	0	0	0	0	1	0	0	1	1	3
Coos	0	0	1	1	0	0	0	0	1	0	3
Crook	1	0	0	0	0	0	0	0	0	1	2
Curry	0	0	0	1	0	0	0	0	0	0	1
Deschutes	0	1	0	0	0	0	1	3	1	8	14
Douglas	0	0	0	0	0	0	0	1	4	4	9
Gilliam	0	0	0	0	0	0	0	0	0	0	0
Grant	0	0	0	0	0	0	0	0	0	0	0
Harney	0	0	0	0	0	0	0	0	0	0	0
Hood River	0	0	0	0	0	0	1	1	0	0	2
Jackson	1	0	2	1	0	1	0	1	0	1	7
Jefferson	0	0	0	0	0	0	0	0	0	1	1
Josephine	0	0	1	0	0	0	1	0	0	1	3
Klamath	0	0	0	0	0	0	0	0	0	0	0
Lake	0	0	0	0	0	0	0	0	0	0	0
Lane	0	1	0	5	3	0	2	6	2	1	20
Lincoln	0	0	0	0	0	0	0	1	1	0	2
Linn	0	1	0	1	0	0	0	0	0	0	2
Malheur	0	0	0	0	0	0	0	0	0	0	0
Marion	0	1	2	1	0	0	0	0	1	2	7
Morrow	0	0	0	0	0	0	1	0	0	0	1
Multnomah	2	3	5	5	8	8	7	15	10	7	70
Polk	0	0	0	0	0	0	0	0	1	1	2
Sherman	0	0	0	0	0	0	0	0	0	0	0
Tillamook	0	0	0	0	0	0	0	0	0	0	0
Umatilla	1	5	0	0	1	1	1	1	1	1	12
Union	0	0	0	0	0	0	0	0	0	0	0
Wallowa	0	0	0	0	0	0	0	0	0	0	0
Wasco	0	0	0	0	0	0	0	2	0	0	2
Washington	4	1	3	3	0	1	2	1	3	4	22
Wheeler	0	0	0	0	0	0	0	0	0	0	0
Yamhill	2	0	0	0	0	0	0	1	0	1	4
Total	15	15	16	20	14	14	19	36	29	41	219

	Sex			Total
	F	M	U	
2010	9	6	0	15
2011	7	8	0	15
2012	4	12	0	16
2013	12	8	0	20
2014	7	7	0	14
2015	6	8	0	14
2016	9	10	0	19
2017	17	19	0	36
2018	18	11	0	29
2019	25	16	0	41
Total	114	105	0	219

	Race						Total
	A	B	N	W	U	O	
2010	1	0	0	12	1	1	15
2011	0	1	0	14	0	0	15
2012	0	0	0	13	0	3	16
2013	2	0	0	17	0	1	20
2014	2	0	0	11	1	0	14
2015	1	0	0	12	0	1	14
2016	1	1	1	13	2	1	19
2017	3	0	0	32	0	1	36
2018	0	0	1	24	4	0	29
2019	2	0	1	16	1	21	41
Total	12	2	3	164	9	29	219