

OTHER FUND GRANT AY11  
 QUICKSHEET  
 THROUGH 04/30/10

Attachment 1

Index	Grant No	Grant Phase Title	Beginning Balance	Revenues	Personal Services	Services & Supplies	Capital Outlay	Special Payments	Transfers	Cost Allocation	Ending Balance	CA Rate %
71300	480214	OPHS/OOE RADIOLOGIG RESPONSE	0	0	16,144	3,595	0	0	14,606	2,012	(7,145)	10.19%
71300	480382	GRAIN ANALYSIS	17,255	7,320	3,991	8,792	0	0	0	1,615	10,177	12.63%
71300	480408	RPS COLUMBIA PLANT EMERG RESPONSE	0	0	12,999	1,390	0	0	8,747	1,936	(7,578)	13.45%
71300	480425	RADIATION CONTROL-ELECTRONIC PRODUCTS	44,286	1,162,279	505,119	31,071	0	0	0	47,606	622,769	8.88%
71300	480467	RADIATION CONTROL-RADIOACTIVE MATERIALS	31,718	633,117	524,366	49,662	0	0	0	53,969	36,839	9.40%
71300	480473	RPS-METRO RML DISPOSAL	2,913	9,200	3,757	1,628	0	0	0	575	6,153	10.67%
71300	480496	TANNING DEVICES REGISTRATION	(18,595)	242,266	104,568	14,560	0	0	0	13,865	90,679	11.64%
			<b>77,577</b>	<b>2,054,183</b>	<b>1,170,943</b>	<b>110,698</b>	<b>0</b>	<b>0</b>	<b>23,353</b>	<b>121,578</b>	<b>751,894</b>	



ENVIRONMENTAL PUBLIC HEALTH

OTHER FUNDS GRANT LOOKUP

ENTER GRANT NO >> **480467** *Enter grant number only*

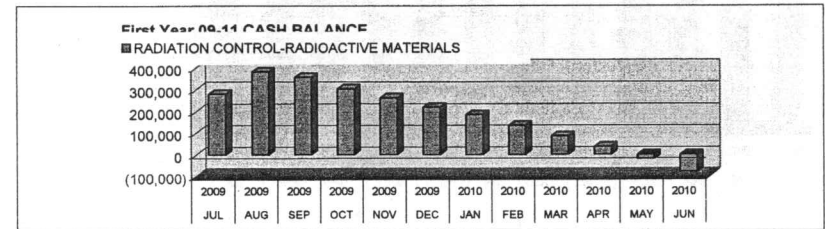
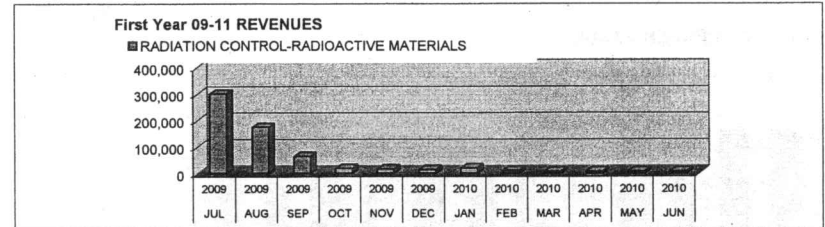
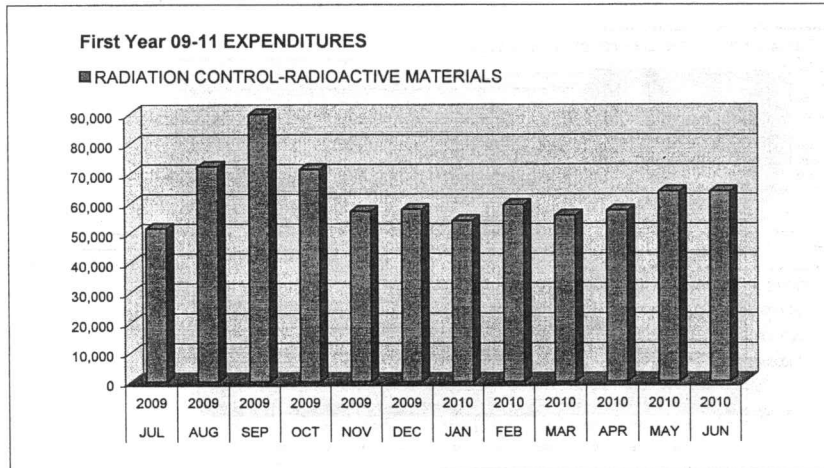
GRANT NUMBER **480467**

RADIATION CONTROL-RADIOACTIVE MATERIALS

	JUL 2009	AUG 2009	SEP 2009	OCT 2009	NOV 2009	DEC 2009	JAN 2010	FEB 2010	MAR 2010	APR 2010	MAY 2010	JUN 2010	Total 1st Year
Revenue	300,099	174,104	64,725	18,590	16,423	14,091	19,956	9,942	7,518	7,669	7,500	7,500	648,117
Personal Services	46,850	49,974	64,430	50,493	50,766	52,797	52,229	53,705	52,080	51,042	53,500	53,500	631,366
Service & Supplies	45	5,007	11,141	3,640	6,580	5,216	1,985	5,811	3,697	6,540	4,000	4,000	57,662
Capital Outlay	0	0	0	0	0	0	0	0	0	0	0	0	0
Special Payments	0	0	0	0	0	0	0	0	0	0	0	0	0
Transfers	0	0	0	0	0	0	0	0	0	0	0	0	0
Cost Allocation	4,663	17,417	14,415	17,328	0	0	0	0	145	0	6,500	6,500	66,969

Summary:													
Revenues	300,099	174,104	64,725	18,590	16,423	14,091	19,956	9,942	7,518	7,669	7,500	7,500	648,117
Expenditures w/o CA	46,895	54,981	75,571	54,132	57,346	58,013	54,214	59,516	55,777	57,582	57,500	57,500	689,028
Expenditures w/CA	51,558	72,398	89,986	71,461	57,346	58,013	54,214	59,516	55,922	57,582	64,000	64,000	755,997

Cash Balance:													
	31,718	280,260	381,966	356,705	303,834	262,910	218,988	184,730	135,156	86,752	36,839	(19,661)	(76,161)



**ENVIRONMENTAL PUBLIC HEALTH**

**OTHER FUNDS GRANT LOOKUP**

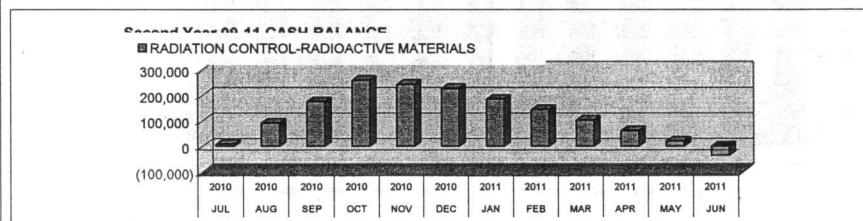
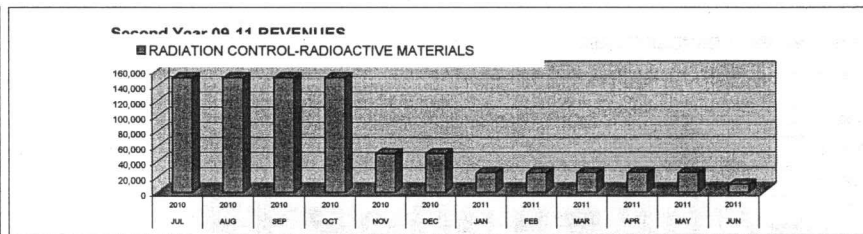
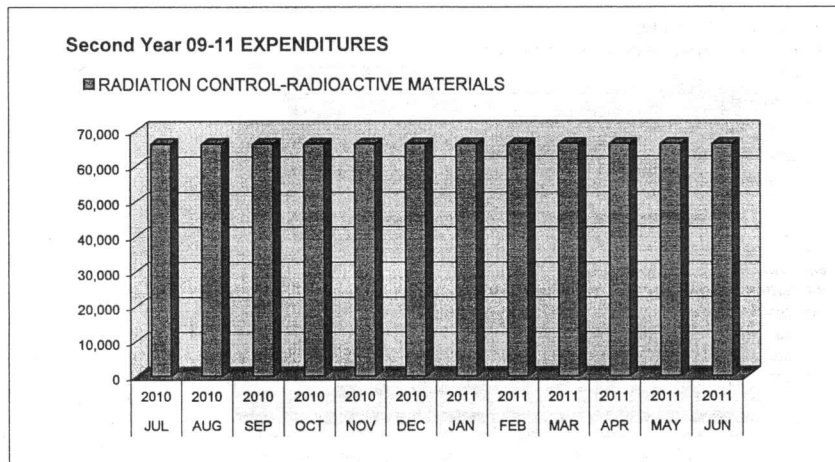
**GRANT NUMBER 480467**

**RADIATION CONTROL-RADIOACTIVE MATERIALS**

	JUL 2010	AUG 2010	SEP 2010	OCT 2010	NOV 2010	DEC 2010	JAN 2011	FEB 2011	MAR 2011	APR 2011	MAY 2011	JUN 2011	Total 2nd Year	Total Biennium
<b>Revenue</b>	150,000	150,000	150,000	150,000	50,000	50,000	25,000	25,000	25,000	25,000	25,000	10,000	<b>835,000</b>	<b>1,483,117</b>
<b>Personal Services</b>	55,750	55,750	55,750	55,750	55,750	55,750	55,750	55,750	55,750	55,750	55,750	55,750	<b>669,000</b>	<b>1,300,366</b>
<b>Service &amp; Supplies</b>	4,000	4,000	4,000	4,000	4,000	4,000	4,000	4,000	4,000	4,000	4,000	4,000	<b>48,000</b>	<b>105,662</b>
<b>Capital Outlay</b>	0	0	0	0	0	0	0	0	0	0	0	0	<b>0</b>	<b>0</b>
<b>Special Payments</b>	0	0	0	0	0	0	0	0	0	0	0	0	<b>0</b>	<b>0</b>
<b>Transfers</b>	0	0	0	0	0	0	0	0	0	0	0	0	<b>0</b>	<b>0</b>
<b>Cost Allocation</b>	6,500	6,500	6,500	6,500	6,500	6,500	6,500	6,500	6,500	6,500	6,500	6,500	<b>78,000</b>	<b>144,969</b>

<b>Summary:</b>														
<b>Revenues</b>	150,000	150,000	150,000	150,000	50,000	50,000	25,000	25,000	25,000	25,000	25,000	10,000	<b>835,000</b>	<b>1,483,117</b>
<b>Expenditures w/o CA</b>	59,750	59,750	59,750	59,750	59,750	59,750	59,750	59,750	59,750	59,750	59,750	59,750	<b>717,000</b>	<b>1,406,028</b>
<b>Expenditures w/CA</b>	66,250	66,250	66,250	66,250	66,250	66,250	66,250	66,250	66,250	66,250	66,250	66,250	<b>795,000</b>	<b>1,550,997</b>

<b>Cash Balance:</b>														
(76,161)	7,589	91,339	175,089	258,839	242,589	226,339	185,089	143,839	102,589	61,339	20,089	(36,161)	(36,161)	(36,161)



ENVIRONMENTAL PUBLIC HEALTH

OTHER FUNDS GRANT LOOKUP

GRANT NUMBER 480467

RADIATION CONTROL-RADIOACTIVE MATERIALS

	JUL 2011	AUG 2011	SEP 2011	OCT 2011	NOV 2011	DEC 2011	JAN 2012	FEB 2012	MAR 2012	APR 2012	MAY 2012	JUN 2012	Total 3rd Year	Total Biennium
Revenue	100,000	150,000	150,000	150,000	150,000	50,000	25,000	25,000	20,000	12,500	10,000	10,000	852,500	2,335,617
Personal Services	57,500	57,500	57,500	57,500	57,500	57,500	57,500	57,500	57,500	57,500	57,500	57,500	690,000	1,990,366
Service & Supplies	4,000	4,000	4,000	4,000	4,000	4,000	4,000	4,000	4,000	4,000	4,000	4,000	48,000	153,662
Capital Outlay	0	0	0	0	0	0	0	0	0	0	0	0	0	0
Special Payments	0	0	0	0	0	0	0	0	0	0	0	0	0	0
Transfers	0	0	0	0	0	0	0	0	0	0	0	0	0	0
Cost Allocation	6,500	6,500	6,500	6,500	6,500	6,500	6,500	6,500	6,500	6,500	6,500	6,500	78,000	222,969

Summary:														
Revenues	100,000	150,000	150,000	150,000	150,000	50,000	25,000	25,000	20,000	12,500	10,000	10,000	852,500	2,335,617
Expenditures w/o CA	61,500	61,500	61,500	61,500	61,500	61,500	61,500	61,500	61,500	61,500	61,500	61,500	738,000	2,144,028
Expenditures w/CA	68,000	68,000	68,000	68,000	68,000	68,000	68,000	68,000	68,000	68,000	68,000	68,000	816,000	2,366,997

Cash Balance:														
	(36,161)	(4,161)	77,839	159,839	241,839	323,839	305,839	262,839	219,839	171,839	116,339	58,339	339	

