







### Pediatric Patient Safety in the ED:

Question	QI Status	Number EDs Have	% of Region EDs Have	% of State EDs Have	Question Point Value
Weigh and Record in Kg	*			70.9%	3.5
Temperature, heart rate, and respiratory rate recorded	✓	7	100.0%	96.4%	1.4
Blood pressure monitoring available based on severity of illness	✓	7	100.0%	100.0%	1.4
Pulse oximetry monitoring available based on severity of illness	✓	7	100.0%	100.0%	1.4
Written procedure in place for notification of physicians when abnormal vital signs	*			74.5%	1.4
Process in place for the use of pre-calculated drug dosing	▲	5	71.4%	80.0%	3.5
Process in place that allows for 24/7 access to interpreter services in the ED	✓	7	100.0%	98.2%	1.4

QI Status:






- ✓ All EDs Have
- 80 to 90% Have
- ▲ 60 to 79% Have
- ◆ 30 to 59% Have
- ✗ Less Than 29% Have

## Region 9

### Policies and Procedures:




Question	QI Status	Number EDs Have	% of Region EDs Have	% of State EDs Have	Question Point Value
Triage policy that specifically addresses ill and injured children	*			65.5%	2.12
Policy for pediatric patient assessment and reassessment	▲	5	71.4%	74.5%	1.70
Policy for immunization assessment and management of the under-immunized child	*			52.7%	1.70
Policy for child maltreatment	✓	7	100.0%	85.5%	1.70
Policy for death of the child in the ED	*			52.7%	1.70
Policy for reduced-dose radiation for CT and x-ray imaging based on pediatric age or weight	*			63.6%	1.70
Policy for promoting family-centered care	*			65.5%	2.12
Hospital disaster plan addresses issues specific to the care of children	*			41.8%	2.12
Inter-facility transfer guidelines	*			58.2%	2.12

QI Status:


 All EDs Have 
  80 to 90% Have 
  60 to 79% Have 
  30 to 59% Have 
  Less Than 29% Have

## Equipment and Supplies:

### Availability, Location, Training

Question	QI Status	Number EDs Have	% of Region EDs Have	% of State EDs Have	Question Point Value
Is the ED staff trained on the location of all pediatric equipment and medications?		7	100.0%	98.2%	1.0
Is there a daily method used to verify the proper location and function of pediatric equipment and supplies?		5	71.4%	87.3%	1.0
Is a medication chart, length-based tape, medical software, or other system readily available to ensure proper sizing of resuscitation equipment and proper dosing of medications?		7	100.0%	100.0%	1.0

QI Status:

-  All EDs Have
-  80 to 90% Have
-  60 to 79% Have
-  30 to 59% Have
-  Less Than 29% Have

## Region 9

### Equipment and Supplies: Monitoring Equipment Items

Question	QI Status	Number EDs Have	% of Region EDs Have	% of State EDs Have	Question Point Value
Neonatal blood pressure cuff	✓	7	100.0%	96.4%	0.55
Infant blood pressure cuff	✓	7	100.0%	100.0%	0.55
Child blood pressure cuff	✓	7	100.0%	100.0%	0.55
Defibrillator with pediatric and adult capabilities including pads/paddle	✓	7	100.0%	100.0%	0.55
Pulse oximeter with pediatric and adult probes	✓	7	100.0%	100.0%	0.55
Continuous end-tidal CO2 monitoring device	✓	7	100.0%	100.0%	0.55

QI Status:






- ✓ All EDs Have
- 80 to 90% Have
- ▲ 60 to 79% Have
- ◆ 30 to 59% Have
- ✗ Less Than 29% Have

## Region 9

### Equipment and Supplies: Fluid Resuscitation Equipment Items

Question	QI Status	Number EDs Have	% of Region EDs Have	% of State EDs Have	Question Point Value
22 gauge catheter-over-the-needle	✓	7	100.0%	100.0%	0.55
24 gauge catheter-over-the-needle	✓	7	100.0%	100.0%	0.55
Pediatric intra-osseus needles	✓	7	100.0%	100.0%	0.55
IV administration sets with calibrated chambers and extension tubing and/or infusion devices with ability to regulate rate and volume of infusate	✓	7	100.0%	96.4%	0.55
Umbilical vein catheters (3.5F or 5.0F)	*			61.8%	0.55
Central venous catheters (any two sizes in range, 4F-7F)	*			52.7%	0.55

QI Status:

 All EDs Have 
  80 to 90% Have 
  60 to 79% Have 
  30 to 59% Have 
  Less Than 29% Have








## Region 9

### Equipment and Supplies:

#### Respiratory/Airway Management Equipment Items

Question	QI Status	Number EDs Have	% of Region EDs Have	% of State EDs Have	Question Point Value
Endotracheal tubes: cuffed or uncuffed 2.5 mm	●	6	85.7%	92.7%	0.557
Endotracheal tubes: cuffed or uncuffed 3.0 mm	✓	7	100.0%	98.2%	0.557
Endotracheal tubes: cuffed or uncuffed 3.5 mm	✓	7	100.0%	100.0%	0.557
Endotracheal tubes: cuffed or uncuffed 4.0 mm	✓	7	100.0%	100.0%	0.557
Endotracheal tubes: cuffed or uncuffed 4.5 mm	✓	7	100.0%	100.0%	0.557
Endotracheal tubes: cuffed or uncuffed 5.0 mm	✓	7	100.0%	100.0%	0.557
Endotracheal tubes: cuffed or uncuffed 5.5 mm	●	6	85.7%	96.4%	0.557
Endotracheal tubes: cuffed or uncuffed 6.0 mm	✓	7	100.0%	100.0%	0.557
Laryngoscope blades: straight, size 00	*			74.5%	0.557
Laryngoscope blades: straight, size 0	●	6	85.7%	92.7%	0.557
Laryngoscope blades: straight, size 1	✓	7	100.0%	98.2%	0.557
Laryngoscope blades: straight, size 2	✓	7	100.0%	96.4%	0.557
Laryngoscope blades: curved, size 2	✓	7	100.0%	98.2%	0.557
Pediatric-sized Magill forcep	▲	5	71.4%	85.5%	0.557

QI Status:

 All EDs Have 
  80 to 90% Have 
  60 to 79% Have 
  30 to 59% Have 
  Less Than 29% Have






## Region 9

### Equipment and Supplies:

#### Respiratory/Airway Management Equipment Items (Cont. 2)

Question	QI Status	Number EDs Have	% of Region EDs Have	% of State EDs Have	Question Point Value
Nasopharyngeal airways: infant-size	✓	7	100.0%	78.2%	0.557
Nasopharyngeal airways: child-size	✓	7	100.0%	83.6%	0.557
Oropharyngeal airways: size 0 (50mm)	▲	5	71.4%	96.4%	0.557
Oropharyngeal airways: size 1 (60mm)	●	6	85.7%	94.5%	0.557
Oropharyngeal airways: size 2 (70mm)	●	6	85.7%	96.4%	0.557
Oropharyngeal airways: size 3 (80mm)	●	6	85.7%	94.5%	0.557
Stylets for pediatric/infant-sized endotracheal tube	●	6	85.7%	96.4%	0.557
Tracheostomy tubes: size 3.0 mm	✱			54.5%	0.557
Tracheostomy tubes: size 3.5 mm	✱			56.4%	0.557
Tracheostomy tubes: size 4.0 mm	✱			58.2%	0.557
Bag-mask device, self inflating: infant, 450 ml	✓	7	100.0%	96.4%	0.557
Masks to fit bag-mask device adaptor: neonate	✓	7	100.0%	90.9%	0.557

QI Status:

 All EDs Have
  80 to 90% Have
  60 to 79% Have
  30 to 59% Have
  Less Than 29% Have






## Region 9

### Equipment and Supplies:

#### Respiratory/Airway Management Equipment Items (Cont. 3)

Question	QI Status	Number EDs Have	% of Region EDs Have	% of State EDs Have	Question Point Value
Masks to fit bag-mask device adaptor: infant	✓	7	100.0%	92.7%	0.557
Masks to fit bag-mask device adaptor: child	✓	7	100.0%	92.7%	0.557
Clear oxygen masks: standard infant	●	6	85.7%	90.9%	0.557
Clear oxygen masks: standard child	✓	7	100.0%	100.0%	0.557
Non-rebreather masks: infant-sized	●	6	85.7%	85.5%	0.557
Non-rebreather masks: child-size	✓	7	100.0%	94.5%	0.557
Nasal cannulas: infant	▲	5	71.4%	89.1%	0.557
Nasal cannulas: child	✓	7	100.0%	94.5%	0.557
Laryngeal mask airways: size 1	✱			70.9%	0.557
Laryngeal mask airways: size: 1.5	✱			65.5%	0.557
Laryngeal mask airways: size: 2	✱			74.5%	0.557
Laryngeal mask airways: size: 2.5	✱			70.9%	0.557
Laryngeal mask airways: size: 3	▲	5	71.4%	81.8%	0.557




QI Status:

 All EDs Have 
  80 to 90% Have 
  60 to 79% Have 
  30 to 59% Have 
  Less Than 29% Have

## Region 9

### Equipment and Supplies:

#### Respiratory/Airway Management Equipment Items (Cont. 4)

Question	QI Status	Number EDs Have	% of Region EDs Have	% of State EDs Have	Question Point Value
Suction catheters: at least one in range 6-8F		7	100.0%	98.2%	0.557
Suction catheters: at least one in range 10-12F		7	100.0%	100.0%	0.557
Supplies/kit for pediatric patients with difficult airways (supraglottic airways of all sizes, needle cricothyrotomy supplies, surgical cricothyrotomy kit)		6	85.7%	83.6%	0.557

QI Status:

-  All EDs Have
-  80 to 90% Have
-  60 to 79% Have
-  30 to 59% Have
-  Less Than 29% Have