

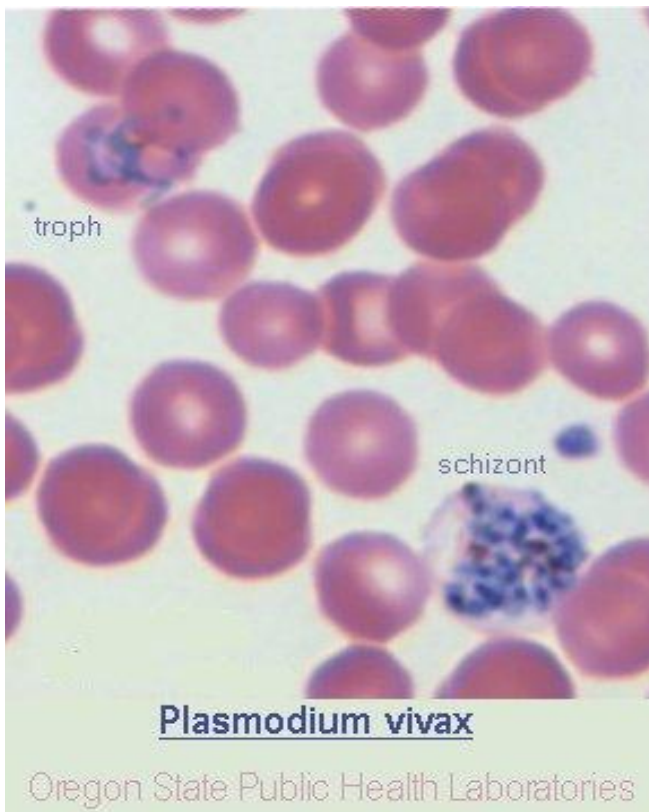
Oregon Health Authority

Public Health Division
Center for Public Health Practice

May 2013

MEMENTO MORBI

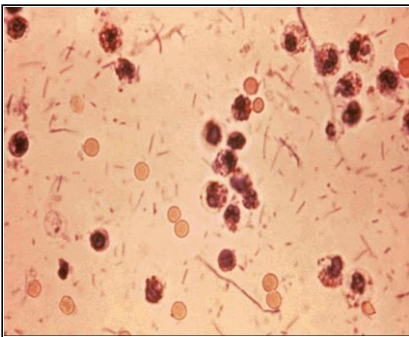
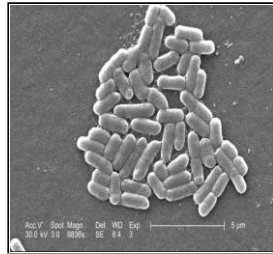
A Monthly Communicable Disease Surveillance Report



Oregon
Health
Authority

Table of Contents

About Memento Morbi	3
Notifiable Diseases by Month	4
Notifiable Diseases by County	6
Notifiable Diseases of Low Incidence	9
Sexually Transmitted Diseases: Chlamydia, gonorrhea, HIV, syphilis	10
Notifiable Diseases by Age, Sex, Race and County	11



About *Memento Morbi*

This monthly report contains an early source of infectious disease surveillance data for Oregon. These data are important for monitoring early trends of notifiable infectious diseases and for targeting prevention and control efforts. The purpose of this document is to summarize important information data users should know about the report to facilitate proper analysis and interpretation.

1. This report comprises compilations of data received by offices of the Oregon State Public Health Division (OSPHD).
2. The diseases reportable by law may increase or decrease over time.
3. The reporting status of diseases included may be determined by state law or be acquired through voluntary submissions.
4. Data are provisional and subject to change upon the completion of ongoing disease investigations.
5. *Memento Morbi* is prepared in the two weeks following the end of the calendar month; delayed case reports would be included in later issues. The same would apply to subsequent differences resulting from duplicates or erroneous data entries in individual reports.
6. Temporal distributions are generally based upon the date of onset or if unavailable, the next available date for epidemiologic purposes, including date of specimen collection, date reported to the local health department, or date reported to OSPHD. Exceptions include tuberculosis cases by date of report to CDC and HIV/AIDS
7. Starting in August of 2012, the STD data are now presented in more detail on the website <http://public.health.oregon.gov/DISEASES/CONDITIONS/COMMUNICABLEDISEASE/DISEASESURVEILLANCEDATA/STD/Pages/index.aspx#countyquarter>
8. Data pertaining to race and ethnicity may be incomplete and may have been collected differently for the various notifiable diseases and across time.

In Summary

These data are subject to change, reflecting recent entry of information received from reporting sources. Case counts reported by the HIV Program may differ for past years and vary with the date of abstraction from the case registry due to subsequent receipt of additional information regarding particular cases reported in Oregon, additional case reports for this time period, or changes in federal assignment of particular cases to specific states for reporting purposes.

Reported Cases of Selected Notifiable Diseases or Conditions in Oregon by Month
2013

	Jan	Feb	Mar	Apr	May	YTD
Botulism	1	0	0	0	0	1
Brucellosis	0	0	1	0	0	1
Campylobacter	46	41	56	53	58	254
Ciguatera	0	0	1	0	0	1
Cryptosporidiosis	10	4	6	10	7	37
Dengue Fever	0	1	0	0	0	1
E. coli(STEC)	3	2	14	8	6	33
Giardiasis	33	18	19	33	17	120
HUS	0	0	3	1	1	5
Haemophilus influenza	14	10	5	12	10	51
Hantavirus pulmonary	0	0	1	0	0	1
Hepatitis A (acute)	3	0	2	2	2	9
Hepatitis B (acute)	2	5	4	1	3	15
Hepatitis B (chronic)	42	28	24	43	41	178
Hepatitis C (acute)	0	1	3	2	0	6
Hepatitis C (chronic)	336	325	343	368	301	1673
Legionellosis	2	5	1	2	4	14
Listeriosis	0	0	1	0	0	1
Lyme disease	1	3	5	5	1	15
Malaria	0	0	0	0	2	2
Measles	3	0	0	0	0	3
Meningococcal Disease	2	1	1	1	2	7
Mumps	0	1	0	1	0	2
Pertussis	35	27	27	40	25	154
Psittacosis	0	0	0	1	0	1
Q fever	1	0	0	0	0	1
Salmonella	12	15	32	39	17	115
Shigella	4	6	2	5	5	22
Tetanus	0	0	0	1	0	1
Vibrio parahaemolytic	0	0	1	0	1	2
Yersinia	3	3	1	8	0	15
YTD	553	496	553	636	503	2741

Reported Cases of Selected Notifiable Diseases or Conditions in Oregon by Month
2012

	Jan	Feb	Mar	Apr	May	YTD
Campylobacter	63	45	55	69	63	295
Ciguatera	0	0	0	1	0	1
Colorado Tick Fever	0	0	0	0	1	1
Cryptosporidiosis	11	10	22	25	9	77
Cyclosporiasis	0	0	0	0	1	1
Dengue Fever	0	1	0	0	0	1
E. coli(STEC)	5	8	6	24	14	57
Giardiasis	23	30	36	30	24	143
HUS	0	0	0	5	1	6
Haemophilus influenza	10	5	8	10	5	38
Hantavirus pulmonary	0	0	0	0	1	1
Hepatitis A (acute)	1	0	0	0	0	1
Hepatitis B (acute)	4	2	2	3	0	11
Hepatitis B (chronic)	34	30	36	28	35	163
Hepatitis C (acute)	5	5	5	3	3	21
Hepatitis C (chronic)	406	438	416	431	411	2102
Legionellosis	4	2	3	2	4	15
Listeriosis	3	1	0	3	2	9
Lyme disease	1	4	9	2	2	18
Malaria	1	0	0	0	0	1
Measles	0	0	0	1	0	1
Meningococcal Disease	7	2	3	2	1	15
Mumps	1	0	0	0	0	1
Pertussis	27	39	59	132	160	417
Q fever	0	0	0	1	0	1
Relapsing Fever	0	0	0	1	0	1
Salmonella	16	23	21	37	30	127
Shigella	4	5	8	6	1	24
Taeniasis	0	1	0	0	1	2
Vibrio parahaemolytic	0	0	1	0	0	1
Yersinia	2	0	5	2	3	12
YTD	628	651	695	818	772	3564

Reported Cases of Select Notifiable Diseases or Conditions in Oregon by County
January-May 2013

	Baker	Benton	Clackamas	Clatsop	Columbia	Coos	Crook	Curry	Deschutes	Douglas	Grant	Harney
Botulism	0	0	0	0	0	0	0	0	0	0	0	0
Brucellosis	0	0	0	0	0	0	0	0	0	0	0	0
Campylobacter	1	9	20	0	2	5	5	4	17	7	0	2
Ciguatera	0	0	0	0	0	0	0	0	0	0	0	0
Cryptosporidiosis	0	1	2	1	0	0	0	0	0	7	0	1
Dengue Fever	0	1	0	0	0	0	0	0	0	0	0	0
E. coli(STEC)	0	3	2	0	0	0	0	0	1	0	0	0
Giardiasis	0	2	15	1	1	0	0	1	3	3	0	0
HUS	0	0	1	0	0	0	0	0	0	0	0	0
Haemophilus influenza	0	2	2	1	0	0	1	0	5	1	1	0
Hantavirus pulmonary	0	0	0	0	0	0	0	0	1	0	0	0
Hepatitis A (acute)	1	0	1	0	0	0	0	0	0	0	0	0
Hepatitis B (acute)	0	0	1	0	0	0	0	0	0	0	0	0
Hepatitis B (chronic)	0	3	18	4	0	1	0	0	4	1	0	0
Hepatitis C (acute)	0	0	4	0	0	0	0	0	1	0	0	0
Hepatitis C (chronic)	10	18	153	16	22	21	4	9	72	61	2	4
Legionellosis	0	0	2	0	0	0	0	0	0	0	0	0
Listeriosis	0	0	0	0	0	0	0	0	0	0	0	0
Lyme disease	0	2	0	0	0	0	0	0	1	1	1	0
Malaria	0	0	1	0	0	0	0	0	0	0	0	0
Measles	0	0	0	0	0	0	0	0	0	0	0	0
Meningococcal Disease	0	0	2	0	0	0	0	0	0	0	0	0
Mumps	0	0	1	0	0	0	0	0	0	0	0	0
Pertussis	0	3	3	1	0	21	0	0	1	2	0	0
Psittacosis	0	0	0	0	1	0	0	0	0	0	0	0
Q fever	0	0	0	0	0	0	0	0	0	0	0	0
Salmonella	1	2	10	2	1	3	3	0	7	1	0	0
Shigella	0	0	1	0	0	0	0	0	0	0	0	0
Tetanus	0	0	0	0	0	0	0	0	0	0	0	0
Vibrio parahaemolytic	0	0	0	0	0	0	0	0	0	0	0	0
Yersinia	0	0	1	0	0	0	0	1	0	0	0	0
All	13	46	240	26	27	51	13	15	113	84	4	7

Reported Cases of Select Notifiable Diseases or Conditions in Oregon by County
January-May 2013

	Hood River	Jackson	Jefferson	Josephine	Klamath	Lake	Lane	Lincoln	Linn	Malheur	Marion	Morrow
Botulism	0	0	0	0	0	0	0	0	0	0	0	0
Brucellosis	0	0	0	0	0	0	0	0	0	0	1	0
Campylobacter	3	9	1	1	8	2	23	2	13	1	16	1
Ciguatera	0	0	0	0	0	0	0	0	0	0	0	0
Cryptosporidiosis	0	2	0	0	0	0	2	0	2	0	3	0
Dengue Fever	0	0	0	0	0	0	0	0	0	0	0	0
E. coli(STEC)	0	0	0	1	2	0	1	0	2	0	6	0
Giardiasis	0	4	0	3	0	0	11	0	2	0	3	0
HUS	0	0	0	0	1	0	0	0	0	0	2	0
Haemophilus influenza	0	5	0	1	1	0	8	2	3	2	3	0
Hantavirus pulmonary	0	0	0	0	0	0	0	0	0	0	0	0
Hepatitis A (acute)	0	2	0	0	0	0	0	1	0	0	2	0
Hepatitis B (acute)	0	1	0	0	0	0	0	0	0	0	0	0
Hepatitis B (chronic)	1	3	1	3	1	0	13	0	2	1	14	0
Hepatitis C (acute)	0	0	0	0	0	0	1	0	0	0	0	0
Hepatitis C (chronic)	1	92	46	41	30	8	188	36	66	28	141	0
Legionellosis	0	1	0	0	0	0	3	0	1	0	0	0
Listeriosis	0	0	0	1	0	0	0	0	0	0	0	0
Lyme disease	0	1	0	2	1	0	1	0	1	0	0	0
Malaria	0	0	0	0	0	0	0	0	0	0	0	0
Measles	0	0	0	0	0	0	0	0	0	0	3	0
Meningococcal Disease	0	0	0	0	0	0	1	0	1	0	1	0
Mumps	0	0	0	0	0	0	1	0	0	0	0	0
Pertussis	0	4	0	22	3	0	25	0	4	0	35	0
Psittacosis	0	0	0	0	0	0	0	0	0	0	0	0
Q fever	0	0	0	0	1	0	0	0	0	0	0	0
Salmonella	2	3	1	0	2	0	12	2	2	2	5	0
Shigella	0	0	0	0	0	0	1	0	0	0	5	0
Tetanus	0	1	0	0	0	0	0	0	0	0	0	0
Vibrio parahaemolytic	0	0	0	0	0	0	1	0	0	0	0	0
Yersinia	0	1	0	0	0	0	4	0	1	0	1	0
All	7	129	49	75	50	10	296	43	100	34	241	1

Reported Cases of Select Notifiable Diseases or Conditions in Oregon by County
January-May 2013

	Multnomah	Out Of Sta	Polk	Tillamook	Umatilla	Union	Wallowa	Wasco	Washington	Yamhill	All
Botulism	0	0	0	0	1	0	0	0	0	0	1
Brucellosis	0	0	0	0	0	0	0	0	0	0	1
Campylobacter	63	0	2	1	1	0	1	0	28	6	254
Ciguatera	1	0	0	0	0	0	0	0	0	0	1
Cryptosporidiosis	8	0	0	2	0	1	0	0	5	0	37
Dengue Fever	0	0	0	0	0	0	0	0	0	0	1
E. coli(STEC)	8	0	0	0	0	0	0	0	6	1	33
Giardiasis	47	0	1	1	0	0	0	0	19	3	120
HUS	1	0	0	0	0	0	0	0	0	0	5
Haemophilus influenza	8	0	1	0	0	0	0	0	3	1	51
Hantavirus pulmonary	0	0	0	0	0	0	0	0	0	0	1
Hepatitis A (acute)	1	1	0	0	0	0	0	0	0	0	9
Hepatitis B (acute)	10	0	0	0	0	0	0	0	2	1	15
Hepatitis B (chronic)	73	0	3	0	2	0	0	1	29	0	178
Hepatitis C (acute)	0	0	0	0	0	0	0	0	0	0	6
Hepatitis C (chronic)	315	4	20	8	29	8	3	10	162	45	1673
Legionellosis	5	0	0	0	0	0	0	0	2	0	14
Listeriosis	0	0	0	0	0	0	0	0	0	0	1
Lyme disease	3	0	0	1	0	0	0	0	0	0	15
Malaria	1	0	0	0	0	0	0	0	0	0	2
Measles	0	0	0	0	0	0	0	0	0	0	3
Meningococcal Disease	1	0	0	0	0	0	0	1	0	0	7
Mumps	0	0	0	0	0	0	0	0	0	0	2
Pertussis	18	0	5	0	0	1	0	1	5	0	154
Psittacosis	0	0	0	0	0	0	0	0	0	0	1
Q fever	0	0	0	0	0	0	0	0	0	0	1
Salmonella	26	0	4	1	2	0	0	1	15	5	115
Shigella	13	0	0	0	0	0	0	0	2	0	22
Tetanus	0	0	0	0	0	0	0	0	0	0	1
Vibrio parahaemolytic	1	0	0	0	0	0	0	0	0	0	2
Yersinia	3	0	0	0	0	0	0	0	3	0	15
All	606	5	36	14	35	10	4	14	281	62	2741

Reported Cases of Low Incident Notifiable Diseases or Conditions by Year in Oregon
January-May

	2004	2005	2006	2007	2008	2009	2010	2011	2012	2013	Total
Botulism	1	0	0	0	1	0	0	1	0	0	3
Brucellosis	0	0	0	0	0	2	0	0	0	0	2
Ciguatera	0	0	0	0	0	0	0	0	1	0	1
Colorado Tick Fever	1	0	0	0	0	0	0	0	0	0	1
Cyclosporiasis	0	22	0	0	0	0	0	0	0	0	22
Dengue Fever	0	3	1	0	2	2	1	0	3	0	12
Ehrlichiosis	0	0	0	0	1	1	0	0	1	0	3
Filariasis	0	1	0	0	0	0	0	0	0	0	1
Hantavirus pulmonary	0	1	1	1	0	1	2	2	1	0	9
Leprosy	1	1	0	0	0	1	0	0	0	0	3
Leptospirosis	0	0	0	0	1	0	0	0	0	0	1
Measles	0	2	1	2	1	0	0	2	1	3	12
Mumps	0	0	10	0	0	1	1	3	0	1	16
Psittacosis	0	0	2	1	1	0	0	0	0	0	4
Q fever	2	1	0	2	0	1	1	1	1	0	9
Relapsing Fever	0	0	0	0	0	0	0	0	1	0	1
Rocky Mtn Spotted fev	2	1	1	0	1	0	0	0	0	0	5
Taeniasis	0	4	1	0	3	39	1	4	1	0	53
Tularemia	1	0	1	0	0	1	0	2	0	0	5
Total	8	36	18	6	11	49	6	15	10	4	163

For a breakdown of Chlamydia, Gonorrhea, HIV, or Early Syphilis in Oregon by county and quarter of report in 2012 please visit

Chlamydia, Gonorrhea, or Early Syphilis

<http://public.health.oregon.gov/DISEASES/CONDITIONS/COMMUNICABLEDISEASE/DISEASESURVEILLANCE/STDPAGES/index.aspx#countyquarter>

HIV

<http://public.health.oregon.gov/DiseasesConditions/CommunicableDisease/DiseaseSurveillanceData/HIVData/Pages/epiprofile.aspx>

Oregon Campylobacter Cases
January-May

	Age Group in Years												Total
	00-04	05-09	10-14	15-19	20-24	25-29	30-39	40-49	50-59	60-69	70-79	80+	
2004	22	11	11	10	12	21	31	36	33	25	20	6	238
2005	23	14	12	12	12	13	41	35	36	18	14	7	237
2006	29	10	11	14	25	11	30	40	39	23	11	5	248
2007	33	16	8	13	23	8	39	40	43	17	14	8	262
2008	28	10	8	13	13	12	30	43	37	26	5	2	227
2009	31	10	6	6	17	21	48	42	38	34	20	12	285
2010	47	13	5	12	15	28	28	37	33	29	20	9	276
2011	37	15	12	14	19	22	46	37	56	43	15	12	328
2012	25	5	7	8	17	16	47	45	51	49	15	10	295
2013	22	10	8	9	16	26	37	29	46	28	14	9	254
Total	297	114	88	111	169	178	377	384	412	292	148	80	2650

	Sex			Total
	F	M	U	
2004	117	121	0	238
2005	118	119	0	237
2006	128	120	0	248
2007	118	141	3	262
2008	104	123	0	227
2009	137	150	0	287
2010	126	151	0	277
2011	150	178	0	328
2012	143	152	0	295
2013	118	136	0	254
Total	1259	1391	3	2653

	Race					Total
	A	B	N	W	U	
2004	0	0	1	165	72	238
2005	2	1	3	124	107	237
2006	2	1	1	125	119	248
2007	2	0	0	115	145	262
2008	1	3	2	106	115	227
2009	2	2	1	123	159	287
2010	2	5	2	143	125	277
2011	4	2	0	159	163	328
2012	3	0	0	162	130	295
2013	2	1	2	156	93	254
Total	20	15	12	1378	1228	2653

	2004	2005	2006	2007	2008	2009	2010	2011	2012	2013	Total
Baker	0	0	1	0	1	2	2	3	1	1	11
Benton	6	7	10	15	7	11	13	4	1	9	83
Clackamas	31	19	20	33	22	27	15	38	23	20	248
Clatsop	1	2	1	6	0	1	3	4	3	0	21
Columbia	3	2	2	0	1	1	2	1	2	2	16
Coos	5	1	3	5	3	5	4	8	6	5	45
Crook	1	1	1	0	3	3	3	2	1	5	20
Curry	1	2	0	1	5	4	4	3	0	4	24
Deschutes	13	7	12	18	11	12	22	20	19	17	151
Douglas	4	8	5	8	8	2	5	7	6	7	60
Gilliam	0	0	0	0	0	0	0	2	0	0	2
Grant	2	0	0	0	3	1	0	1	0	0	7
Harney	2	1	3	3	2	3	1	2	0	2	19
Hood River	1	1	1	0	0	2	1	0	3	3	12
Jackson	8	15	10	11	10	11	8	17	14	9	113
Jefferson	2	2	3	2	0	3	0	2	1	1	16
Josephine	7	3	8	2	0	2	4	5	2	1	34
Klamath	2	13	8	3	3	6	2	9	7	8	61
Lake	2	0	1	1	1	2	2	2	0	2	13
Lane	17	24	22	25	32	29	29	25	26	23	252
Lincoln	3	3	2	1	1	1	2	3	4	2	22
Linn	7	11	11	8	11	11	10	12	19	13	113
Malheur	7	3	5	2	0	3	2	5	2	1	30
Marion	16	19	10	26	19	19	19	18	23	16	185
Morrow	2	0	0	0	1	3	0	2	0	1	9
Multnomah	45	45	49	45	38	66	63	62	67	63	543
Polk	1	3	1	4	4	6	6	3	8	2	38
Sherman	0	0	0	0	0	0	0	0	0	0	0
Tillamook	3	3	1	1	2	1	0	2	0	1	14
Umatilla	4	4	4	1	0	2	4	4	3	1	27
Union	4	1	6	3	2	2	1	2	4	0	25
Wallowa	0	0	0	0	0	0	2	0	1	1	4
Wasco	1	1	1	1	2	3	1	1	3	0	14
Washington	30	26	45	31	33	38	40	47	41	28	359
Wheeler	0	0	0	0	0	0	0	0	0	0	0
Yamhill	7	10	2	6	2	5	7	12	5	6	62
Total	238	237	248	262	227	287	277	328	295	254	2653

Oregon Cryptosporidiosis Cases
January-May

	Age Group in Years												Total
	00-04	05-09	10-14	15-19	20-24	25-29	30-39	40-49	50-59	60-69	70-79	80+	
2004	0	2	0	1	0	0	1	3	3	1	1	0	12
2005	3	0	0	0	2	5	2	3	3	0	1	0	19
2006	2	4	4	0	1	7	3	4	6	0	0	2	33
2007	1	2	0	2	3	1	6	4	5	0	5	1	30
2008	7	1	2	2	2	4	5	3	2	4	1	0	33
2009	3	1	4	2	6	6	15	14	10	11	10	6	88
2010	4	1	0	2	5	2	9	10	10	6	4	3	56
2011	6	1	2	7	7	8	12	8	12	9	10	3	85
2012	2	5	1	3	2	8	16	9	10	13	7	1	77
2013	3	0	1	1	3	5	6	5	8	4	1	0	37
Total	31	17	14	20	31	46	75	63	69	48	40	16	470

	Sex			Total
	F	M	U	
2004	3	9	0	12
2005	9	10	0	19
2006	20	14	0	34
2007	21	9	0	30
2008	15	18	0	33
2009	50	38	1	89
2010	32	24	0	56
2011	54	31	0	85
2012	48	29	0	77
2013	22	15	0	37
Total	274	197	1	472

	Race					Total
	A	B	N	W	U	
2004	0	0	0	6	6	12
2005	0	0	0	13	6	19
2006	0	0	0	22	12	34
2007	0	0	0	13	17	30
2008	0	1	0	30	2	33
2009	1	1	0	78	9	89
2010	1	2	1	47	5	56
2011	1	0	1	71	12	85
2012	4	0	0	67	6	77
2013	0	1	0	35	1	37
Total	7	5	2	382	76	472

	2004	2005	2006	2007	2008	2009	2010	2011	2012	2013	Total
Baker	0	0	0	0	0	0	0	0	0	0	0
Benton	0	0	0	0	0	0	1	6	1	1	9
Clackamas	3	1	2	3	10	23	10	10	13	2	77
Clatsop	0	0	0	0	0	2	1	3	1	1	8
Columbia	0	0	0	1	0	3	2	1	0	0	7
Coos	1	0	0	0	0	0	0	0	0	0	1
Crook	0	0	9	0	0	0	0	1	0	0	10
Curry	0	0	0	0	0	2	0	0	0	0	2
Deschutes	0	0	0	0	0	1	0	0	0	0	1
Douglas	0	0	1	0	1	3	2	1	6	7	21
Gilliam	0	0	0	0	0	0	0	0	0	0	0
Grant	0	0	0	0	0	0	0	1	0	0	1
Harney	0	0	0	0	2	0	0	0	0	1	3
Hood River	0	0	1	0	0	0	0	0	2	0	3
Jackson	1	3	6	6	4	15	3	2	3	2	45
Jefferson	0	0	0	0	0	0	0	0	0	0	0
Josephine	0	1	0	1	0	2	0	0	1	0	5
Klamath	0	0	2	1	0	0	1	0	1	0	5
Lake	0	0	1	0	0	0	0	0	0	0	1
Lane	1	3	0	3	1	6	5	6	3	2	30
Lincoln	0	0	0	0	0	1	1	3	1	0	6
Linn	0	0	0	0	0	1	1	5	4	2	13
Malheur	1	1	0	1	0	0	0	0	0	0	3
Marion	0	2	1	0	0	2	5	6	0	3	19
Morrow	0	0	0	0	0	0	0	1	0	0	1
Multnomah	2	7	9	10	9	14	17	25	19	8	120
Polk	0	0	0	0	0	0	0	0	0	0	0
Sherman	0	0	0	0	0	0	0	0	0	0	0
Tillamook	0	0	1	2	3	1	0	0	6	2	15
Umatilla	0	0	0	0	0	0	0	0	1	0	1
Union	0	0	0	0	0	1	0	1	0	1	3
Wallowa	0	0	0	0	0	0	0	0	0	0	0
Wasco	0	0	0	0	0	0	1	0	0	0	1
Washington	3	1	1	2	3	10	5	11	15	5	56
Wheeler	0	0	0	0	0	0	0	0	0	0	0
Yamhill	0	0	0	0	0	2	1	2	0	0	5
Total	12	19	34	30	33	89	56	85	77	37	472

Oregon E. coli(STEC) Cases
January-May

	Age Group in Years												Total
	00-04	05-09	10-14	15-19	20-24	25-29	30-39	40-49	50-59	60-69	70-79	80+	
2004	4	2	0	1	0	0	0	1	2	0	0	0	10
2005	5	1	15	0	1	0	2	1	2	0	0	0	27
2006	2	6	1	1	1	1	4	1	2	2	0	2	23
2007	2	0	0	0	0	1	1	2	2	1	0	3	12
2008	3	1	0	2	0	0	0	0	1	0	1	0	8
2009	3	2	0	1	0	0	0	1	2	1	0	1	11
2010	3	1	1	1	1	2	0	1	0	3	2	0	15
2011	11	0	5	2	0	1	0	0	1	1	0	1	22
2012	16	6	10	4	1	3	7	2	4	2	0	2	57
2013	1	3	4	7	5	2	6	3	0	1	1	0	33
Total	50	22	36	19	9	10	20	12	16	11	4	9	218

	Sex			Total
	F	M	U	
2004	7	3	0	10
2005	15	12	0	27
2006	12	11	0	23
2007	6	6	0	12
2008	3	5	0	8
2009	8	3	0	11
2010	6	9	0	15
2011	10	12	0	22
2012	27	30	0	57
2013	24	9	0	33
Total	118	100	0	218

	Race					Total
	A	B	N	W	U	
2004	0	0	0	5	5	10
2005	2	0	0	24	1	27
2006	1	0	0	21	1	23
2007	0	1	0	10	1	12
2008	0	0	0	8	0	8
2009	1	0	0	9	1	11
2010	0	0	0	14	1	15
2011	0	0	0	20	2	22
2012	0	0	3	44	10	57
2013	0	1	0	27	5	33
Total	4	2	3	182	27	218

	2004	2005	2006	2007	2008	2009	2010	2011	2012	2013	Total
Baker	0	0	0	0	0	0	0	1	0	0	1
Benton	0	3	1	3	0	0	0	1	0	3	11
Clackamas	0	4	5	0	0	1	2	2	7	2	23
Clatsop	0	0	0	0	0	0	0	0	0	0	0
Columbia	0	0	0	0	0	0	0	0	0	0	0
Coos	0	0	0	1	0	0	0	0	0	0	1
Crook	0	0	1	0	0	0	1	0	0	0	2
Curry	0	0	0	0	0	0	0	0	0	0	0
Deschutes	0	0	2	0	0	0	0	0	2	1	5
Douglas	0	1	0	0	0	3	1	1	6	0	12
Gilliam	0	0	0	0	0	0	0	0	0	0	0
Grant	0	0	0	0	0	0	0	1	0	0	1
Harney	0	0	0	0	0	0	0	0	0	0	0
Hood River	0	0	0	0	0	0	0	0	0	0	0
Jackson	0	0	1	1	0	1	0	2	2	0	7
Jefferson	0	0	0	0	0	0	0	0	1	0	1
Josephine	0	0	0	0	0	0	0	0	0	1	1
Klamath	0	0	0	0	0	0	0	0	3	2	5
Lake	0	0	0	0	0	0	0	0	3	0	3
Lane	2	7	2	0	0	0	1	1	3	1	17
Lincoln	0	0	0	0	1	0	0	0	0	0	1
Linn	0	1	0	2	1	0	1	2	1	2	10
Malheur	1	0	0	0	0	0	0	2	0	0	3
Marion	2	3	3	0	3	0	3	1	11	6	32
Morrow	0	0	0	2	0	0	0	0	0	0	2
Multnomah	2	5	5	2	0	1	3	6	5	8	37
Polk	1	0	0	1	1	1	0	0	0	0	4
Sherman	0	0	0	0	0	0	0	0	0	0	0
Tillamook	0	0	0	0	0	0	0	0	1	0	1
Umatilla	0	0	0	0	0	0	0	0	1	0	1
Union	0	0	0	0	0	0	0	0	0	0	0
Wallowa	0	0	0	0	0	0	0	0	1	0	1
Wasco	0	0	0	0	0	0	0	0	0	0	0
Washington	2	3	2	0	1	2	3	1	9	6	29
Wheeler	0	0	0	0	0	0	0	0	0	0	0
Yamhill	0	0	1	0	1	2	0	1	1	1	7
Total	10	27	23	12	8	11	15	22	57	33	218

Oregon Giardiasis Cases
January-May

	Age Group in Years												Total
	00-04	05-09	10-14	15-19	20-24	25-29	30-39	40-49	50-59	60-69	70-79	80+	
2004	24	15	6	2	7	10	23	25	22	13	6	1	154
2005	28	12	4	4	5	7	12	19	19	7	2	2	121
2006	28	11	3	4	10	12	26	23	14	14	6	0	151
2007	30	10	2	5	14	6	18	24	22	13	7	3	154
2008	33	14	12	6	9	11	30	20	25	17	3	2	182
2009	16	20	12	4	10	10	13	12	16	18	3	1	135
2010	46	16	9	9	6	12	28	24	22	17	3	4	196
2011	32	12	10	8	11	11	16	27	24	13	3	1	168
2012	17	9	7	14	12	8	19	16	19	13	8	1	143
2013	16	13	4	2	8	11	18	18	16	10	3	1	120
Total	270	132	69	58	92	98	203	208	199	135	44	16	1524

	Sex			Total
	F	M	U	
2004	69	85	0	154
2005	53	68	1	122
2006	73	78	2	153
2007	69	85	1	155
2008	79	102	1	182
2009	59	75	1	135
2010	90	107	1	198
2011	70	97	1	168
2012	56	87	0	143
2013	53	67	0	120
Total	671	851	8	1530

	Race					Total
	A	B	N	W	U	
2004	3	5	3	77	66	154
2005	5	1	1	54	61	122
2006	2	5	0	70	76	153
2007	7	8	1	71	68	155
2008	8	12	0	76	86	182
2009	6	6	1	49	73	135
2010	2	27	1	73	95	198
2011	1	15	1	55	96	168
2012	2	9	5	53	74	143
2013	2	12	2	37	67	120
Total	38	100	15	615	762	1530

	2004	2005	2006	2007	2008	2009	2010	2011	2012	2013	Total
Baker	0	2	3	0	0	0	0	0	0	0	5
Benton	2	4	2	4	10	3	4	3	6	2	40
Clackamas	11	13	15	12	8	12	10	13	7	15	116
Clatsop	5	4	2	2	1	0	1	1	1	1	18
Columbia	1	1	0	0	2	4	2	1	0	1	12
Coos	2	1	0	4	3	3	4	2	1	0	20
Crook	1	0	0	0	1	0	0	0	0	0	2
Curry	0	0	1	0	1	0	1	1	1	1	6
Deschutes	15	6	12	11	16	6	22	9	8	3	108
Douglas	4	8	5	3	8	4	3	3	5	3	46
Gilliam	0	0	0	0	0	0	0	1	0	0	1
Grant	0	0	0	0	0	0	1	0	0	0	1
Harney	0	0	1	0	0	0	0	1	0	0	2
Hood River	0	0	0	1	0	2	0	0	0	0	3
Jackson	5	1	14	6	7	6	4	9	3	4	59
Jefferson	4	0	1	0	1	1	1	0	0	0	8
Josephine	4	2	1	2	3	3	3	3	2	3	26
Klamath	0	0	1	4	4	0	2	3	2	0	16
Lake	0	0	0	0	0	1	0	0	1	0	2
Lane	24	10	18	25	19	13	19	16	15	11	170
Lincoln	1	0	2	3	0	1	6	1	1	0	15
Linn	3	1	3	6	5	2	4	2	7	2	35
Malheur	1	0	0	1	1	0	1	1	0	0	5
Marion	8	9	7	7	5	2	6	11	9	3	67
Morrow	0	0	0	1	0	0	1	0	0	0	2
Multnomah	38	37	36	39	57	50	67	56	52	47	479
Polk	2	1	0	5	4	3	5	3	1	1	25
Sherman	0	0	0	0	0	0	0	0	0	0	0
Tillamook	0	3	0	1	4	0	0	1	0	1	10
Umatilla	0	2	0	0	2	1	6	1	4	0	16
Union	0	0	0	0	1	3	2	1	0	0	7
Wallowa	0	0	0	1	0	1	0	0	0	0	2
Wasco	1	0	2	0	0	1	1	2	1	0	8
Washington	21	16	26	16	19	8	20	19	13	19	177
Wheeler	0	0	0	0	0	0	0	0	0	0	0
Yamhill	1	1	1	1	0	5	2	4	3	3	21
Total	154	122	153	155	182	135	198	168	143	120	1530

Oregon Haemophilus influenzae Cases
January-May

	Age Group in Years												Total
	00-04	05-09	10-14	15-19	20-24	25-29	30-39	40-49	50-59	60-69	70-79	80+	
2004	2	1	1	0	0	0	1	1	3	3	5	5	22
2005	4	1	0	2	1	0	1	1	4	3	6	6	29
2006	1	1	0	0	1	0	0	3	2	2	2	7	19
2007	6	0	0	0	2	0	2	2	2	9	6	10	39
2008	2	1	1	0	0	0	2	2	4	7	2	6	27
2009	3	0	0	0	0	1	0	1	4	6	4	5	24
2010	2	2	1	1	0	0	0	3	6	7	4	5	31
2011	2	0	0	0	0	1	2	1	7	11	9	8	41
2012	2	2	1	0	0	0	0	2	13	7	6	5	38
2013	7	0	0	1	1	0	2	4	7	10	7	12	51
Total	31	8	4	4	5	2	10	20	52	65	51	69	321

	Sex			Total
	F	M	U	
2004	11	11	0	22
2005	19	10	0	29
2006	13	6	0	19
2007	19	19	1	39
2008	16	11	0	27
2009	6	18	0	24
2010	15	16	0	31
2011	21	20	0	41
2012	19	19	0	38
2013	32	19	0	51
Total	171	149	1	321

	Race					Total
	A	B	N	W	U	
2004	0	0	0	16	6	22
2005	1	1	0	21	6	29
2006	1	0	0	12	6	19
2007	0	0	0	32	7	39
2008	1	0	1	21	4	27
2009	0	1	0	16	7	24
2010	0	0	0	26	5	31
2011	1	0	0	29	11	41
2012	0	0	0	27	11	38
2013	0	0	0	38	13	51
Total	4	2	1	238	76	321

	2004	2005	2006	2007	2008	2009	2010	2011	2012	2013	Total
Baker	0	0	0	0	0	0	0	0	0	0	0
Benton	0	0	1	2	0	1	0	0	0	2	6
Clackamas	0	2	3	7	1	1	2	6	1	2	25
Clatsop	0	0	0	0	0	0	1	0	0	1	2
Columbia	0	0	0	1	0	1	0	1	0	0	3
Coos	2	2	1	2	2	0	1	0	0	0	10
Crook	0	1	0	0	1	0	0	0	0	1	3
Curry	0	0	0	0	0	0	0	0	1	0	1
Deschutes	1	1	0	2	3	1	1	0	1	5	15
Douglas	1	0	0	0	1	0	1	1	1	1	6
Gilliam	0	0	0	0	0	0	0	0	0	0	0
Grant	0	0	0	0	0	0	0	0	0	1	1
Harney	0	0	0	0	0	0	0	0	0	0	0
Hood River	0	0	0	0	0	0	0	0	0	0	0
Jackson	2	3	3	5	1	0	2	2	4	5	27
Jefferson	0	1	0	0	0	0	0	0	1	0	2
Josephine	0	1	1	1	4	2	2	5	1	1	18
Klamath	1	0	0	2	0	0	0	1	1	1	6
Lake	0	0	0	0	0	0	0	0	0	0	0
Lane	2	1	4	7	3	3	4	4	5	8	41
Lincoln	0	0	0	0	0	1	0	1	1	2	5
Linn	1	1	0	0	3	0	1	1	1	3	11
Malheur	0	0	0	0	0	0	0	0	0	2	2
Marion	1	5	2	0	2	3	2	3	8	3	29
Morrow	0	0	0	0	0	0	1	0	0	0	1
Multnomah	5	7	3	4	3	7	4	13	5	8	59
Polk	0	0	0	0	0	0	2	1	0	1	4
Sherman	0	0	0	0	0	0	0	0	0	0	0
Tillamook	0	0	0	0	0	0	1	0	0	0	1
Umatilla	0	0	0	1	0	0	0	0	2	0	3
Union	0	0	0	1	0	0	0	0	1	0	2
Wallowa	0	0	0	0	0	0	0	0	0	0	0
Wasco	0	0	0	0	0	1	0	0	0	0	1
Washington	5	4	1	2	3	2	4	2	3	3	29
Wheeler	0	0	0	0	0	0	0	0	0	0	0
Yamhill	1	0	0	2	0	1	2	0	1	1	8
Total	22	29	19	39	27	24	31	41	38	51	321

Oregon Hepatitis A (acute) Cases
January-May

	Age Group in Years												Total
	00-04	05-09	10-14	15-19	20-24	25-29	30-39	40-49	50-59	60-69	70-79	80+	
2004	3	6	3	0	1	3	4	5	6	1	2	2	36
2005	1	0	0	3	4	1	1	2	0	0	2	4	18
2006	2	1	1	2	3	0	0	4	3	5	2	0	23
2007	0	0	0	0	3	3	1	2	0	1	1	1	12
2008	3	0	0	1	3	1	4	6	1	0	0	1	20
2009	0	1	1	0	0	1	1	0	3	1	0	0	8
2010	0	0	0	0	1	0	1	1	0	2	2	1	8
2011	0	0	0	0	0	1	0	0	0	0	2	0	3
2012	0	0	0	0	0	0	0	1	0	0	0	0	1
2013	0	0	1	0	0	0	0	0	4	3	1	0	9
Total	9	8	6	6	15	10	12	21	17	13	12	9	138

	Sex			Total
	F	M	U	
2004	16	20	0	36
2005	9	9	0	18
2006	10	13	0	23
2007	5	7	0	12
2008	8	12	0	20
2009	2	6	0	8
2010	2	6	0	8
2011	2	1	0	3
2012	0	1	0	1
2013	7	2	0	9
Total	61	77	0	138

	Race					Total
	A	B	N	W	U	
2004	2	0	1	26	7	36
2005	0	0	0	16	2	18
2006	1	0	0	21	1	23
2007	1	0	0	9	2	12
2008	1	1	0	15	3	20
2009	0	0	0	8	0	8
2010	0	0	0	8	0	8
2011	1	0	0	2	0	3
2012	0	0	0	1	0	1
2013	0	0	0	9	0	9
Total	6	1	1	115	15	138

	2004	2005	2006	2007	2008	2009	2010	2011	2012	2013	Total
Baker	0	0	0	0	0	0	0	0	0	1	1
Benton	0	1	1	0	0	0	0	0	0	0	2
Clackamas	0	1	1	0	1	0	2	1	0	1	7
Clatsop	0	0	1	0	0	0	0	0	0	0	1
Columbia	0	0	0	0	1	0	0	0	0	0	1
Coos	2	0	0	0	0	0	0	0	0	0	2
Crook	1	0	0	0	0	0	0	0	0	0	1
Curry	0	0	0	0	0	0	0	0	0	0	0
Deschutes	1	0	1	1	1	0	2	0	0	0	6
Douglas	3	1	0	0	1	0	0	0	0	0	5
Gilliam	0	0	0	0	0	0	0	0	0	0	0
Grant	0	0	0	0	0	0	0	0	0	0	0
Harney	0	0	0	0	0	0	0	0	0	0	0
Hood River	1	0	1	0	2	0	0	2	0	0	6
Jackson	0	0	0	1	0	0	1	0	0	2	4
Jefferson	0	0	0	0	0	0	0	0	0	0	0
Josephine	0	1	0	1	1	0	0	0	0	0	3
Klamath	0	0	0	1	0	1	0	0	1	0	3
Lake	0	0	0	0	0	0	0	0	0	0	0
Lane	2	5	4	0	1	1	0	0	0	0	13
Lincoln	1	0	0	0	0	0	0	0	0	1	2
Linn	3	0	0	0	0	0	0	0	0	0	3
Malheur	0	0	0	0	0	0	0	0	0	0	0
Marion	9	0	3	0	1	1	0	0	0	2	16
Morrow	0	0	0	0	0	0	0	0	0	0	0
Multnomah	7	4	2	7	5	2	1	0	0	1	29
Out Of Sta	0	0	0	0	0	0	0	0	0	1	1
Polk	1	1	0	0	0	0	1	0	0	0	3
Sherman	0	0	0	0	0	0	0	0	0	0	0
Tillamook	0	0	5	0	0	0	0	0	0	0	5
Umatilla	1	1	0	0	0	0	0	0	0	0	2
Union	1	0	0	0	0	0	0	0	0	0	1
Wallowa	0	0	0	0	0	0	0	0	0	0	0
Wasco	0	0	0	0	0	0	0	0	0	0	0
Washington	3	2	4	1	5	3	1	0	0	0	19
Wheeler	0	0	0	0	0	0	0	0	0	0	0
Yamhill	0	1	0	0	1	0	0	0	0	0	2
Total	36	18	23	12	20	8	8	3	1	9	138

Oregon Hepatitis B (acute) Cases
January-May

	Age Group in Years												Total
	00-04	05-09	10-14	15-19	20-24	25-29	30-39	40-49	50-59	60-69	70-79	80+	
2004	0	0	0	0	4	5	13	15	3	4	0	0	44
2005	0	0	0	1	5	6	7	11	13	4	2	0	49
2006	0	0	0	0	3	3	7	12	2	2	0	0	29
2007	0	0	0	0	2	3	5	10	4	0	0	0	24
2008	0	0	0	0	0	2	5	10	3	2	0	0	22
2009	0	0	0	0	1	0	6	4	5	1	1	0	18
2010	0	0	0	0	0	0	2	10	6	2	0	0	20
2011	0	0	0	0	0	1	2	6	1	2	0	1	13
2012	0	0	0	0	0	0	1	5	3	1	1	0	11
2013	0	0	1	0	1	5	3	3	0	1	1	0	15
Total	0	0	1	1	16	25	51	86	40	19	5	1	245

	Sex			Total
	F	M	U	
2004	18	26	0	44
2005	22	27	0	49
2006	11	18	0	29
2007	10	14	0	24
2008	3	19	0	22
2009	7	11	0	18
2010	7	13	0	20
2011	4	9	0	13
2012	5	6	0	11
2013	5	10	0	15
Total	92	153	0	245

	Race					Total
	A	B	N	W	U	
2004	3	0	1	34	6	44
2005	3	2	2	37	5	49
2006	1	2	0	25	1	29
2007	0	0	0	20	4	24
2008	0	0	1	16	5	22
2009	0	0	0	18	0	18
2010	0	0	0	20	0	20
2011	0	0	0	12	1	13
2012	1	0	0	9	1	11
2013	2	1	0	9	3	15
Total	10	5	4	200	26	245

	2004	2005	2006	2007	2008	2009	2010	2011	2012	2013	Total
Baker	0	0	0	0	0	0	0	0	0	0	0
Benton	3	0	0	1	0	0	0	0	0	0	4
Clackamas	1	5	2	1	2	2	2	2	1	1	19
Clatsop	0	0	1	0	0	0	0	0	0	0	1
Columbia	1	1	0	2	0	0	0	0	1	0	5
Coos	0	0	0	0	0	0	0	0	0	0	0
Crook	0	0	0	0	0	0	0	0	0	0	0
Curry	0	1	0	0	0	0	0	0	0	0	1
Deschutes	1	2	3	0	0	2	1	1	0	0	10
Douglas	4	1	1	3	1	1	0	0	0	0	11
Gilliam	0	0	0	0	0	0	0	0	0	0	0
Grant	0	0	0	0	0	0	0	0	0	0	0
Harney	0	0	0	0	0	0	0	0	0	0	0
Hood River	0	1	0	0	0	0	0	0	0	0	1
Jackson	1	3	3	0	4	1	1	1	0	1	15
Jefferson	0	0	0	0	0	0	0	0	0	0	0
Josephine	1	4	2	1	1	0	0	0	0	0	9
Klamath	0	0	0	0	0	0	0	0	0	0	0
Lake	0	0	0	0	0	0	0	0	0	0	0
Lane	10	7	4	2	3	3	2	2	2	0	35
Lincoln	1	1	1	0	1	0	0	0	0	0	4
Linn	6	3	2	2	3	0	1	1	0	0	18
Malheur	0	1	0	0	0	0	0	0	0	0	1
Marion	6	5	2	0	0	2	3	0	1	0	19
Morrow	0	0	0	0	0	0	0	0	0	0	0
Multnomah	4	5	5	8	3	5	4	2	2	10	48
Polk	1	2	0	0	0	0	1	1	0	0	5
Sherman	0	0	0	0	0	0	0	0	0	0	0
Tillamook	0	0	0	0	0	0	1	0	0	0	1
Umatilla	0	1	0	0	0	0	0	0	1	0	2
Union	0	0	1	0	0	0	0	0	1	0	2
Wallowa	0	0	0	0	0	0	0	0	0	0	0
Wasco	0	0	0	0	0	0	2	1	0	0	3
Washington	3	4	2	2	4	2	2	2	2	2	25
Wheeler	0	0	0	0	0	0	0	0	0	0	0
Yamhill	1	2	0	2	0	0	0	0	0	1	6
Total	44	49	29	24	22	18	20	13	11	15	245

Oregon Hepatitis B (chronic) Cases
January-May

	Age Group in Years												Total
	00-04	05-09	10-14	15-19	20-24	25-29	30-39	40-49	50-59	60-69	70-79	80+	
2004	2	1	1	11	17	19	75	43	30	14	2	0	215
2005	1	1	1	8	17	18	41	42	23	4	5	4	165
2006	2	0	2	6	21	22	61	46	17	11	2	2	192
2007	4	2	1	10	23	21	39	45	31	12	5	0	193
2008	5	1	3	12	21	22	56	46	42	18	4	6	236
2009	3	0	1	5	15	15	50	44	34	20	4	3	194
2010	3	0	0	6	7	22	52	43	30	19	5	1	188
2011	1	3	2	3	18	19	44	39	35	17	3	1	185
2012	2	2	2	2	12	18	37	31	34	19	0	4	163
2013	0	0	0	4	16	19	44	34	29	21	9	2	178
Total	23	10	13	67	167	195	499	413	305	155	39	23	1909

	Sex			Total
	F	M	U	
2004	91	118	6	215
2005	68	96	2	166
2006	95	96	2	193
2007	90	101	2	193
2008	99	134	4	237
2009	84	109	2	195
2010	86	102	0	188
2011	78	107	0	185
2012	68	95	0	163
2013	80	98	0	178
Total	839	1056	18	1913

	Race					Total
	A	B	N	W	U	
2004	76	13	4	75	47	215
2005	60	9	3	50	44	166
2006	96	12	1	55	29	193
2007	78	12	2	57	44	193
2008	102	11	6	67	51	237
2009	76	16	4	59	40	195
2010	76	13	7	41	51	188
2011	92	9	9	41	34	185
2012	69	6	7	38	43	163
2013	66	15	10	39	48	178
Total	791	116	53	522	431	1913

	2004	2005	2006	2007	2008	2009	2010	2011	2012	2013	Total
Baker	0	0	0	0	0	1	0	0	0	0	1
Benton	3	3	2	2	9	1	0	1	5	3	29
Clackamas	18	12	9	11	18	21	16	16	14	18	153
Clatsop	1	3	3	3	1	0	0	1	1	4	17
Columbia	1	3	3	1	0	0	1	1	0	0	10
Coos	1	1	1	3	1	2	1	2	2	1	15
Crook	0	0	0	2	0	1	0	0	0	0	3
Curry	0	0	0	0	0	1	0	0	0	0	1
Deschutes	4	3	0	4	2	3	2	3	2	4	27
Douglas	7	1	1	0	5	3	4	2	0	1	24
Gilliam	0	0	0	0	0	0	0	0	0	0	0
Grant	0	0	0	1	0	0	0	0	0	0	1
Harney	0	0	0	0	0	0	1	0	0	0	1
Hood River	0	1	0	0	0	0	0	0	1	1	3
Jackson	3	4	3	4	9	4	6	4	3	3	43
Jefferson	0	1	0	0	1	0	1	0	0	1	4
Josephine	5	1	5	5	3	1	0	0	2	3	25
Klamath	0	0	1	1	2	1	5	1	1	1	13
Lake	0	0	0	0	0	0	0	1	0	0	1
Lane	11	10	13	13	8	11	5	7	4	13	95
Lincoln	1	3	0	1	1	4	3	1	1	0	15
Linn	3	5	4	2	5	3	3	0	1	2	28
Malheur	2	3	2	2	2	2	1	2	2	1	19
Marion	20	14	17	12	8	11	13	9	10	14	128
Morrow	1	0	0	1	0	0	0	0	0	0	2
Multnomah	84	52	81	80	99	84	80	99	68	73	800
Polk	1	3	8	0	5	2	4	1	2	3	29
Sherman	0	0	0	0	0	0	0	0	0	0	0
Tillamook	0	1	0	0	2	0	0	0	2	0	5
Umatilla	5	0	1	3	3	1	0	3	2	2	20
Union	1	0	0	2	2	0	0	0	3	0	8
Wallowa	0	0	0	0	0	0	1	0	0	0	1
Wasco	0	2	0	1	2	1	1	0	1	1	9
Washington	40	35	38	36	46	36	39	28	34	29	361
Wheeler	0	0	0	0	0	0	0	0	0	0	0
Yamhill	3	5	1	3	3	1	1	3	2	0	22
Total	215	166	193	193	237	195	188	185	163	178	1913

Oregon Hepatitis C (acute) Cases
January-May

	Age Group in Years												Total
	00-04	05-09	10-14	15-19	20-24	25-29	30-39	40-49	50-59	60-69	70-79	80+	
2004	0	0	0	0	1	2	1	2	0	1	0	0	7
2005	0	0	0	1	0	3	1	2	2	0	0	0	9
2006	0	0	0	3	1	4	3	4	2	1	0	0	18
2007	0	0	0	0	0	2	1	4	2	0	0	0	9
2008	0	0	0	1	2	2	4	3	1	0	0	0	13
2009	0	0	0	0	0	3	3	0	1	0	0	0	7
2010	0	0	0	0	2	1	2	5	2	0	0	0	12
2011	0	0	0	1	2	3	1	4	0	0	0	0	11
2012	1	0	0	2	2	9	0	4	3	0	0	0	21
2013	0	0	0	0	1	0	4	0	1	0	0	0	6
Total	1	0	0	8	11	29	20	28	14	2	0	0	113

	Sex			Total
	F	M	U	
2004	5	2	0	7
2005	3	6	0	9
2006	12	6	0	18
2007	5	4	0	9
2008	7	6	0	13
2009	1	6	0	7
2010	8	4	0	12
2011	6	5	0	11
2012	8	13	0	21
2013	3	3	0	6
Total	58	55	0	113

	Race					Total
	A	B	N	W	U	
2004	1	0	1	5	0	7
2005	0	0	0	6	3	9
2006	0	0	0	9	9	18
2007	0	0	0	7	2	9
2008	0	0	0	8	5	13
2009	0	0	2	5	0	7
2010	0	0	0	10	2	12
2011	0	0	0	10	1	11
2012	0	0	1	18	2	21
2013	0	0	0	6	0	6
Total	1	0	4	84	24	113

	2004	2005	2006	2007	2008	2009	2010	2011	2012	2013	Total
Baker	0	1	0	0	0	0	0	0	0	0	1
Benton	1	0	0	0	0	0	0	1	2	0	4
Clackamas	0	1	2	0	2	1	1	0	1	4	12
Clatsop	0	0	1	0	0	0	0	0	0	0	1
Columbia	0	0	0	0	0	0	0	0	0	0	0
Coos	0	0	0	0	0	0	0	0	0	0	0
Crook	0	0	0	0	0	0	0	0	0	0	0
Curry	0	0	0	0	0	0	0	0	0	0	0
Deschutes	2	0	2	0	0	0	0	1	1	1	7
Douglas	0	0	2	1	0	0	4	0	2	0	9
Gilliam	0	0	0	0	0	0	0	0	0	0	0
Grant	0	0	0	0	0	0	0	0	0	0	0
Harney	0	0	0	0	0	0	0	0	1	0	1
Hood River	0	0	0	1	0	0	2	0	0	0	3
Jackson	0	4	0	0	1	1	0	0	0	0	6
Jefferson	0	0	0	0	0	1	0	0	0	0	1
Josephine	0	0	0	0	1	0	0	0	1	0	2
Klamath	0	0	0	0	0	1	0	1	1	0	3
Lake	0	0	0	0	0	0	0	0	0	0	0
Lane	0	0	1	0	3	2	4	4	2	1	17
Lincoln	0	0	0	0	0	0	0	0	0	0	0
Linn	0	0	0	0	0	0	0	1	0	0	1
Malheur	0	0	1	0	0	0	0	0	0	0	1
Marion	0	0	0	0	0	0	1	1	6	0	8
Morrow	0	0	0	0	0	0	0	0	0	0	0
Multnomah	3	2	5	5	1	0	0	1	3	0	20
Polk	1	1	2	0	1	0	0	0	0	0	5
Sherman	0	0	0	0	0	0	0	0	0	0	0
Tillamook	0	0	0	0	0	0	0	0	0	0	0
Umatilla	0	0	2	1	0	1	0	0	0	0	4
Union	0	0	0	0	0	0	0	0	0	0	0
Wallowa	0	0	0	0	0	0	0	0	0	0	0
Wasco	0	0	0	1	0	0	0	0	0	0	1
Washington	0	0	0	0	1	0	0	1	1	0	3
Wheeler	0	0	0	0	0	0	0	0	0	0	0
Yamhill	0	0	0	0	3	0	0	0	0	0	3
Total	7	9	18	9	13	7	12	11	21	6	113

Oregon Hepatitis C (chronic) Cases
January-May

	Age Group in Years												Total
	00-04	05-09	10-14	15-19	20-24	25-29	30-39	40-49	50-59	60-69	70-79	80+	
2004	0	0	0	0	4	6	12	34	52	12	0	0	120
2005	0	0	2	4	12	10	40	98	116	22	6	2	312
2006	16	2	2	20	82	190	700	1598	1576	262	92	32	4572
2007	28	0	8	40	124	208	968	1916	2156	420	94	30	5992
2008	18	14	10	22	126	258	744	1790	2176	422	100	34	5714
2009	4	2	4	56	142	224	744	1686	2210	550	96	44	5762
2010	2	2	8	26	110	174	526	1216	1740	514	62	16	4396
2011	0	0	2	40	96	180	586	1266	1862	694	80	28	4834
2012	0	3	0	16	80	100	273	487	738	364	30	10	2101
2013	2	2	2	23	80	97	217	331	572	300	35	7	1668
Total	70	25	38	247	856	1447	4810	10422	13198	3560	595	203	35471

	2004	2005	2006	2007	2008	2009	2010	2011	2012	2013	Total
Baker	0	0	20	28	22	34	12	10	10	10	146
Benton	2	0	60	34	64	66	44	52	18	18	358
Clackamas	24	38	374	354	394	358	208	268	118	153	2289
Clatsop	0	8	92	68	54	60	52	70	25	16	445
Columbia	0	0	22	86	60	56	36	58	28	22	368
Coos	0	4	140	102	160	148	112	114	63	21	864
Crook	0	18	4	8	6	14	22	12	15	4	103
Curry	0	0	20	48	50	50	44	34	19	9	274
Deschutes	0	4	180	132	178	196	126	178	77	72	1143
Douglas	46	28	258	214	252	158	170	220	63	61	1470
Gilliam	0	0	0	4	2	0	4	4	0	0	14
Grant	0	0	0	4	8	8	6	6	0	2	34
Harney	0	0	4	6	0	8	12	10	2	4	46
Hood River	4	2	8	6	14	14	4	8	7	1	68
Jackson	10	34	302	312	384	388	222	290	111	92	2145
Jefferson	2	0	26	10	32	38	30	44	30	46	258
Josephine	0	2	160	150	146	174	128	146	41	41	988
Klamath	0	0	112	104	150	148	104	90	30	30	768
Lake	0	0	26	14	12	16	10	10	1	8	97
Lane	2	10	322	366	536	590	526	464	203	188	3207
Lincoln	0	4	88	94	100	94	46	88	38	36	588
Linn	0	0	150	162	150	244	164	176	76	66	1188
Malheur	0	2	100	108	90	108	92	72	31	28	631
Marion	2	36	556	620	466	480	466	458	189	141	3414
Morrow	0	0	10	10	8	0	0	14	4	0	46
Multnomah	24	100	726	1958	1460	1418	1108	1254	597	315	8960
Out Of Sta	0	0	0	0	0	0	0	0	0	4	4
Polk	0	2	68	70	80	74	48	66	24	20	452
Sherman	0	0	0	0	2	2	2	0	2	0	8
State Of O	0	0	0	0	0	0	0	0	2	0	2
Tillamook	2	2	36	18	46	22	32	40	13	8	219
Umatilla	2	6	124	164	120	184	140	72	49	29	890
Union	0	0	6	10	14	26	22	42	7	8	135
Wallowa	0	0	2	2	4	4	8	10	0	3	33
Wasco	0	0	38	56	28	26	20	26	15	10	219
Washington	0	8	502	572	564	488	316	330	137	162	3079
Wheeler	0	0	2	0	4	6	0	0	0	0	12

(Continued)

	Sex					Total
	F	M	N	U		
2004	0	50	64	0	6	120
2005	0	134	176	0	2	312
2006	0	1694	2794	0	150	4638
2007	2	2266	3698	0	72	6038
2008	0	2346	3274	0	120	5740
2009	0	2232	3482	0	76	5790
2010	0	1670	2718	0	16	4404
2011	0	1836	3002	0	0	4838
2012	0	740	1360	0	2	2102
2013	0	658	1009	1	5	1673
Total	2	13626	21577	1	449	35655

	Race					Total
	A	B	N	W	U	
2004	0	0	0	44	76	120
2005	2	2	0	96	212	312
2006	20	32	42	988	3556	4638
2007	16	50	42	1270	4660	6038
2008	18	72	34	1592	4024	5740
2009	20	58	44	1308	4360	5790
2010	22	110	66	1532	2674	4404
2011	44	82	62	2124	2526	4838
2012	24	46	29	906	1097	2102
2013	6	15	22	606	1024	1673
Total	172	467	341	10466	24209	35655

Oregon HUS Cases
January-May

	Age Group in Years												Total
	00-04	05-09	10-14	15-19	20-24	25-29	30-39	40-49	50-59	60-69	70-79	80+	
2004	1	1	0	0	0	0	0	0	0	0	0	0	2
2005	2	0	0	0	0	0	0	0	0	0	0	0	2
2006	0	0	0	1	0	0	0	0	0	0	0	0	1
2007	5	0	0	1	0	0	0	0	0	0	0	0	6
2008	1	0	0	0	0	0	0	0	0	0	0	0	1
2009	0	0	1	0	0	0	0	0	1	0	1	0	3
2010	0	0	0	0	0	0	0	0	0	0	0	0	0
2011	2	0	0	0	0	0	0	0	0	0	0	0	2
2012	3	0	2	0	0	0	0	0	1	0	0	0	6
2013	0	1	0	2	1	0	0	1	0	0	0	0	5
Total	14	2	3	4	1	0	0	1	2	0	1	0	28

	Sex			Total
	F	M	U	
2004	1	1	0	2
2005	2	0	0	2
2006	1	0	0	1
2007	3	3	0	6
2008	1	1	0	2
2009	3	0	0	3
2010	0	0	0	0
2011	0	2	0	2
2012	6	0	0	6
2013	3	2	0	5
Total	20	9	0	29

	Race					Total
	A	B	N	W	U	
2004	0	0	0	1	1	2
2005	0	0	0	2	0	2
2006	0	0	0	1	0	1
2007	0	0	0	5	1	6
2008	0	1	0	1	0	2
2009	0	0	0	2	1	3
2010	0	0	0	0	0	0
2011	0	0	0	2	0	2
2012	0	0	0	4	2	6
2013	0	0	0	5	0	5
Total	0	1	0	23	5	29

	2004	2005	2006	2007	2008	2009	2010	2011	2012	2013	Total
Baker	0	0	0	0	0	0	0	0	0	0	0
Benton	0	0	0	0	0	0	0	0	0	0	0
Clackamas	0	0	1	0	0	0	0	0	1	1	3
Clatsop	0	0	0	0	0	0	0	0	0	0	0
Columbia	0	0	0	0	0	0	0	0	0	0	0
Coos	0	0	0	1	0	1	0	0	0	0	2
Crook	0	0	0	0	0	0	0	0	0	0	0
Curry	0	0	0	0	0	0	0	0	0	0	0
Deschutes	0	0	0	0	0	0	0	0	0	0	0
Douglas	0	0	0	0	0	0	0	1	1	0	2
Gilliam	0	0	0	0	0	0	0	0	0	0	0
Grant	0	0	0	0	0	0	0	0	0	0	0
Harney	0	0	0	0	0	0	0	0	0	0	0
Hood River	0	0	0	0	0	0	0	0	0	0	0
Jackson	0	0	0	1	0	0	0	0	0	0	1
Jefferson	0	0	0	0	0	0	0	0	0	0	0
Josephine	0	0	0	0	0	0	0	0	0	0	0
Klamath	0	0	0	0	0	0	0	0	0	1	1
Lake	0	0	0	0	0	0	0	0	0	0	0
Lane	0	0	0	0	0	0	0	0	0	0	0
Lincoln	0	0	0	0	0	1	0	0	0	0	1
Linn	0	1	0	0	0	0	0	1	0	0	2
Malheur	0	0	0	0	0	0	0	0	0	0	0
Marion	0	1	0	1	0	0	0	0	1	2	5
Morrow	0	0	0	1	0	0	0	0	0	0	1
Multnomah	1	0	0	0	0	1	0	0	1	1	4
Polk	0	0	0	0	0	0	0	0	0	0	0
Sherman	0	0	0	1	0	0	0	0	0	0	1
Tillamook	0	0	0	0	0	0	0	0	0	0	0
Umatilla	0	0	0	0	1	0	0	0	0	0	1
Union	1	0	0	0	0	0	0	0	0	0	1
Wallowa	0	0	0	0	0	0	0	0	0	0	0
Wasco	0	0	0	0	0	0	0	0	0	0	0
Washington	0	0	0	1	1	0	0	0	2	0	4
Wheeler	0	0	0	0	0	0	0	0	0	0	0
Yamhill	0	0	0	0	0	0	0	0	0	0	0
Total	2	2	1	6	2	3	0	2	6	5	29

Oregon Legionellosis Cases
January-May

	Age Group in Years												Total
	00-04	05-09	10-14	15-19	20-24	25-29	30-39	40-49	50-59	60-69	70-79	80+	
2004	0	0	0	0	0	0	0	0	1	3	0	0	4
2005	0	0	0	0	0	0	1	1	1	0	0	0	3
2006	0	0	0	0	2	1	0	2	1	3	1	1	11
2007	0	0	0	0	0	0	0	0	1	1	1	0	3
2008	0	0	0	0	0	0	0	3	1	2	1	2	9
2009	0	0	0	0	0	0	1	0	2	0	0	0	3
2010	1	0	0	0	0	0	0	1	0	0	0	0	2
2011	0	0	0	0	0	0	0	2	1	2	0	1	6
2012	0	0	0	0	0	0	1	1	2	3	6	2	15
2013	0	0	0	0	0	0	0	4	5	3	2	0	14
Total	1	0	0	0	2	1	3	14	15	17	11	6	70

	Sex			Total
	F	M	U	
2004	0	4	0	4
2005	1	2	0	3
2006	4	7	0	11
2007	0	3	0	3
2008	1	8	0	9
2009	1	2	0	3
2010	1	1	0	2
2011	3	3	0	6
2012	5	10	0	15
2013	8	6	0	14
Total	24	46	0	70

	Race					Total
	A	B	N	W	U	
2004	0	0	0	4	0	4
2005	0	0	1	2	0	3
2006	0	0	0	10	1	11
2007	0	0	0	2	1	3
2008	0	1	0	6	2	9
2009	0	0	0	3	0	3
2010	0	0	0	2	0	2
2011	0	0	0	5	1	6
2012	0	0	0	13	2	15
2013	0	0	0	12	2	14
Total	0	1	1	59	9	70

	2004	2005	2006	2007	2008	2009	2010	2011	2012	2013	Total
Baker	0	0	0	0	0	0	0	0	0	0	0
Benton	0	0	0	0	0	0	0	0	0	0	0
Clackamas	0	1	1	0	0	1	0	0	2	2	7
Clatsop	0	0	0	0	1	0	0	0	0	0	1
Columbia	1	0	0	0	0	0	0	0	1	0	2
Coos	0	0	0	0	0	0	0	0	0	0	0
Crook	0	0	0	0	0	0	0	0	0	0	0
Curry	0	0	0	0	0	0	0	0	0	0	0
Deschutes	0	0	1	0	0	0	0	0	1	0	2
Douglas	0	0	1	0	0	0	0	0	0	0	1
Gilliam	0	0	0	0	0	0	0	0	0	0	0
Grant	0	0	0	0	0	0	0	0	0	0	0
Harney	0	0	0	0	0	0	0	0	0	0	0
Hood River	0	0	0	0	0	0	0	0	0	0	0
Jackson	0	0	0	0	0	0	0	0	0	1	1
Jefferson	0	0	0	0	0	0	0	0	0	0	0
Josephine	0	0	0	0	0	0	0	0	1	0	1
Klamath	0	0	0	0	0	0	0	0	0	0	0
Lake	0	0	0	0	0	0	0	0	0	0	0
Lane	0	0	3	0	1	0	0	2	3	3	12
Lincoln	0	0	0	0	0	0	0	1	1	0	2
Linn	0	0	0	0	0	0	0	0	0	1	1
Malheur	0	0	0	0	0	0	0	0	0	0	0
Marion	0	0	0	1	0	0	0	0	0	0	1
Morrow	0	0	0	0	0	0	0	0	0	0	0
Multnomah	2	1	4	2	3	1	1	1	3	5	23
Polk	0	0	0	0	0	0	0	0	0	0	0
Sherman	0	0	0	0	0	0	0	0	0	0	0
Tillamook	0	0	0	0	0	0	0	0	0	0	0
Umatilla	0	0	0	0	0	0	0	0	0	0	0
Union	0	0	0	0	0	0	0	0	0	0	0
Wallowa	0	0	0	0	1	0	0	0	1	0	2
Wasco	0	0	0	0	1	0	1	0	0	0	2
Washington	1	1	1	0	2	1	0	2	2	2	12
Wheeler	0	0	0	0	0	0	0	0	0	0	0
Yamhill	0	0	0	0	0	0	0	0	0	0	0
Total	4	3	11	3	9	3	2	6	15	14	70

Oregon Listeriosis Cases
January-May

	Age Group in Years												Total
	00-04	05-09	10-14	15-19	20-24	25-29	30-39	40-49	50-59	60-69	70-79	80+	
2004	2	0	0	0	0	0	1	0	0	0	1	0	4
2005	1	0	0	0	0	0	0	1	0	0	1	1	4
2006	0	0	0	0	0	0	0	0	4	0	0	0	4
2007	0	0	0	0	0	0	0	0	0	0	1	1	2
2008	0	0	0	0	0	0	1	0	0	0	0	0	1
2009	1	0	0	1	0	0	0	0	0	1	2	0	5
2010	2	0	0	0	1	1	1	0	0	0	0	0	5
2011	0	0	0	0	0	0	0	0	0	1	1	0	2
2012	0	0	0	1	1	0	0	0	3	1	1	2	9
2013	1	0	0	0	0	0	0	0	0	0	0	0	1
Total	7	0	0	2	2	1	3	1	7	3	7	4	37

	Sex			Total
	F	M	U	
2004	2	2	0	4
2005	3	1	0	4
2006	2	2	0	4
2007	1	1	0	2
2008	1	0	0	1
2009	3	2	0	5
2010	5	0	0	5
2011	1	1	0	2
2012	6	3	0	9
2013	1	0	0	1
Total	25	12	0	37

	Race					Total
	A	B	N	W	U	
2004	0	0	0	4	0	4
2005	0	0	0	4	0	4
2006	0	0	0	4	0	4
2007	0	0	0	2	0	2
2008	0	0	0	1	0	1
2009	0	0	0	4	1	5
2010	0	0	0	5	0	5
2011	0	0	0	2	0	2
2012	0	1	0	8	0	9
2013	0	0	0	1	0	1
Total	0	1	0	35	1	37

	2004	2005	2006	2007	2008	2009	2010	2011	2012	2013	Total
Baker	0	0	0	0	0	0	0	0	0	0	0
Benton	0	0	0	0	0	0	0	0	0	0	0
Clackamas	3	1	0	1	0	1	2	0	3	0	11
Clatsop	0	0	0	0	0	0	0	0	0	0	0
Columbia	0	0	0	0	0	0	0	0	0	0	0
Coos	0	1	0	0	0	0	0	0	0	0	1
Crook	0	0	0	0	0	0	0	0	0	0	0
Curry	0	0	0	0	0	0	0	0	0	0	0
Deschutes	0	0	0	0	0	0	0	0	1	0	1
Douglas	0	0	0	0	0	0	0	0	1	0	1
Gilliam	0	0	0	0	0	0	0	0	0	0	0
Grant	0	0	0	0	0	0	0	0	0	0	0
Harney	0	0	0	0	0	0	0	0	0	0	0
Hood River	0	0	0	0	0	0	0	0	0	0	0
Jackson	0	0	0	0	0	0	0	0	0	0	0
Jefferson	1	0	0	0	0	0	0	0	0	0	1
Josephine	0	0	0	0	0	0	0	0	0	1	1
Klamath	0	0	0	0	0	0	0	0	0	0	0
Lake	0	0	0	0	0	0	0	0	0	0	0
Lane	0	0	0	0	0	0	0	0	2	0	2
Lincoln	0	0	0	0	0	1	0	1	0	0	2
Linn	0	0	0	0	0	0	0	0	0	0	0
Malheur	0	0	0	0	0	0	0	0	0	0	0
Marion	0	1	4	0	0	0	0	0	0	0	5
Morrow	0	0	0	0	0	0	0	0	0	0	0
Multnomah	0	0	0	0	0	3	1	0	0	0	4
Polk	0	0	0	0	0	0	0	0	0	0	0
Sherman	0	0	0	0	0	0	0	0	0	0	0
Tillamook	0	0	0	0	0	0	0	1	0	0	1
Umatilla	0	0	0	0	0	0	0	0	0	0	0
Union	0	0	0	0	0	0	0	0	0	0	0
Wallowa	0	0	0	0	0	0	0	0	0	0	0
Wasco	0	0	0	1	0	0	0	0	0	0	1
Washington	0	1	0	0	1	0	2	0	2	0	6
Wheeler	0	0	0	0	0	0	0	0	0	0	0
Yamhill	0	0	0	0	0	0	0	0	0	0	0
Total	4	4	4	2	1	5	5	2	9	1	37

Oregon Lyme disease Cases
January-May

	Age Group in Years												Total
	00-04	05-09	10-14	15-19	20-24	25-29	30-39	40-49	50-59	60-69	70-79	80+	
2004	0	1	1	0	2	1	2	2	1	1	0	0	11
2005	0	1	0	0	1	0	0	1	3	0	0	0	6
2006	0	0	0	0	0	0	0	0	0	1	0	0	1
2007	1	1	1	0	0	1	3	2	4	0	0	0	13
2008	0	0	0	1	0	1	0	3	2	1	1	0	9
2009	0	2	0	0	1	2	3	6	2	3	1	0	20
2010	1	1	0	0	0	4	4	2	5	1	2	0	20
2011	0	0	0	0	2	0	1	2	2	3	1	0	11
2012	0	1	0	2	0	0	4	5	3	3	0	0	18
2013	0	1	0	0	2	3	1	4	2	2	0	0	15
Total	2	8	2	3	8	12	18	27	24	15	5	0	124

	Sex			Total
	F	M	U	
2004	8	3	0	11
2005	3	3	0	6
2006	0	1	0	1
2007	9	4	0	13
2008	7	2	0	9
2009	15	5	0	20
2010	14	6	0	20
2011	6	5	0	11
2012	14	4	0	18
2013	11	4	0	15
Total	87	37	0	124

	Race					Total
	A	B	N	W	U	
2004	0	0	0	11	0	11
2005	0	0	0	6	0	6
2006	0	0	0	1	0	1
2007	0	0	0	10	3	13
2008	0	0	0	8	1	9
2009	1	0	0	14	5	20
2010	0	0	0	15	5	20
2011	0	0	1	5	5	11
2012	0	0	0	12	6	18
2013	1	0	1	11	2	15
Total	2	0	2	93	27	124

	2004	2005	2006	2007	2008	2009	2010	2011	2012	2013	Total
Baker	0	0	0	0	0	0	0	0	0	0	0
Benton	0	1	0	1	1	0	5	0	1	2	11
Clackamas	0	0	0	1	1	0	0	0	1	0	3
Clatsop	0	0	0	0	0	0	0	0	0	0	0
Columbia	0	0	0	0	0	0	0	0	0	0	0
Coos	0	0	0	0	0	0	0	0	0	0	0
Crook	0	0	0	0	0	0	0	0	0	0	0
Curry	0	0	0	0	0	1	0	0	0	0	1
Deschutes	0	0	0	0	0	0	0	0	0	1	1
Douglas	2	0	0	1	0	0	1	2	3	1	10
Gilliam	0	0	0	0	0	0	0	0	0	0	0
Grant	0	0	0	0	0	0	0	0	0	1	1
Harney	0	0	0	0	0	0	0	0	0	0	0
Hood River	0	1	0	1	0	1	1	0	1	0	5
Jackson	1	2	0	4	1	2	0	3	2	1	16
Jefferson	0	0	0	0	0	0	0	0	0	0	0
Josephine	4	1	0	1	2	2	1	2	6	2	21
Klamath	0	0	0	0	1	0	0	1	0	1	3
Lake	0	0	1	0	0	0	0	0	0	0	1
Lane	1	0	0	0	0	5	0	2	1	1	10
Lincoln	0	0	0	0	1	0	0	0	0	0	1
Linn	1	0	0	0	0	0	1	0	0	1	3
Malheur	0	0	0	1	0	0	0	0	0	0	1
Marion	1	0	0	1	1	0	0	0	0	0	3
Morrow	0	0	0	0	0	0	0	0	0	0	0
Multnomah	1	0	0	1	1	3	9	1	2	3	21
Polk	0	0	0	0	0	0	1	0	0	0	1
Sherman	0	0	0	0	0	0	0	0	0	0	0
Tillamook	0	0	0	1	0	0	0	0	0	1	2
Umatilla	0	0	0	0	0	1	0	0	0	0	1
Union	0	0	0	0	0	1	1	0	0	0	2
Wallowa	0	0	0	0	0	0	0	0	0	0	0
Wasco	0	0	0	0	0	0	0	0	0	0	0
Washington	0	1	0	0	0	2	0	0	1	0	4
Wheeler	0	0	0	0	0	0	0	0	0	0	0
Yamhill	0	0	0	0	0	2	0	0	0	0	2
Total	11	6	1	13	9	20	20	11	18	15	124

Oregon Malaria Cases
January-May

	Age Group in Years												Total
	00-04	05-09	10-14	15-19	20-24	25-29	30-39	40-49	50-59	60-69	70-79	80+	
2004	0	0	0	1	1	1	1	3	1	0	0	0	8
2005	0	0	0	0	1	0	0	1	1	0	0	0	3
2006	2	0	0	0	1	0	0	1	2	0	0	0	6
2007	0	1	0	0	0	3	0	2	0	1	0	0	7
2008	0	0	0	0	0	0	3	1	0	0	0	0	4
2009	0	0	0	0	0	0	3	1	1	1	0	0	6
2010	0	0	0	0	2	1	2	0	0	1	0	0	6
2011	0	0	0	1	1	1	1	0	2	0	0	0	6
2012	0	0	0	0	0	0	0	0	0	1	0	0	1
2013	0	0	0	1	0	0	0	1	0	0	0	0	2
Total	2	1	0	3	6	6	10	10	7	4	0	0	49

	Sex			Total
	F	M	U	
2004	5	2	1	8
2005	0	3	0	3
2006	2	4	0	6
2007	2	5	0	7
2008	1	3	0	4
2009	1	5	0	6
2010	1	5	0	6
2011	4	2	0	6
2012	1	0	0	1
2013	0	2	0	2
Total	17	31	1	49

	Race					Total
	A	B	N	W	U	
2004	0	2	0	5	1	8
2005	0	1	0	2	0	3
2006	0	2	0	2	2	6
2007	1	2	0	4	0	7
2008	0	2	0	2	0	4
2009	0	1	0	5	0	6
2010	0	1	0	4	1	6
2011	1	1	0	3	1	6
2012	0	0	0	1	0	1
2013	0	1	0	1	0	2
Total	2	13	0	29	5	49

	2004	2005	2006	2007	2008	2009	2010	2011	2012	2013	Total
Baker	0	0	0	0	0	0	0	0	0	0	0
Benton	0	0	1	1	0	0	0	0	0	0	2
Clackamas	0	0	1	0	0	1	0	0	0	1	3
Clatsop	0	0	0	0	0	0	0	0	0	0	0
Columbia	0	0	0	0	0	0	0	0	0	0	0
Coos	0	0	0	0	0	0	0	0	0	0	0
Crook	0	0	0	0	0	0	0	0	1	0	1
Curry	0	0	0	0	0	0	0	0	0	0	0
Deschutes	1	0	1	0	1	0	0	0	0	0	3
Douglas	0	1	0	0	0	0	0	0	0	0	1
Gilliam	0	0	0	0	0	0	0	0	0	0	0
Grant	0	0	0	0	0	0	0	0	0	0	0
Harney	0	0	0	0	0	0	0	0	0	0	0
Hood River	0	0	0	0	0	0	0	0	0	0	0
Jackson	0	0	0	0	0	0	0	0	0	0	0
Jefferson	0	0	0	0	0	0	0	0	0	0	0
Josephine	0	0	0	0	0	1	0	0	0	0	1
Klamath	0	0	0	0	0	0	0	0	0	0	0
Lake	0	0	0	0	0	0	0	0	0	0	0
Lane	1	0	0	0	0	1	0	1	0	0	3
Lincoln	0	0	0	0	0	0	0	0	0	0	0
Linn	0	1	0	0	0	0	0	0	0	0	1
Malheur	0	0	0	0	0	0	0	0	0	0	0
Marion	1	0	0	1	0	0	2	1	0	0	5
Morrow	0	0	0	0	0	0	0	0	0	0	0
Multnomah	2	1	1	5	3	2	1	4	0	1	20
Polk	0	0	0	0	0	0	0	0	0	0	0
Sherman	0	0	0	0	0	0	0	0	0	0	0
Tillamook	0	0	0	0	0	0	0	0	0	0	0
Umatilla	0	0	0	0	0	0	0	0	0	0	0
Union	0	0	0	0	0	0	0	0	0	0	0
Wallowa	0	0	0	0	0	0	0	0	0	0	0
Wasco	0	0	0	0	0	0	0	0	0	0	0
Washington	2	0	2	0	0	1	2	0	0	0	7
Wheeler	0	0	0	0	0	0	0	0	0	0	0
Yamhill	1	0	0	0	0	0	1	0	0	0	2
Total	8	3	6	7	4	6	6	6	1	2	49

Oregon Meningococcal Disease Cases
January-May

	Age Group in Years												Total
	00-04	05-09	10-14	15-19	20-24	25-29	30-39	40-49	50-59	60-69	70-79	80+	
2004	12	5	2	4	4	3	1	3	0	2	1	1	38
2005	8	1	1	6	5	0	1	1	3	0	0	1	27
2006	4	0	0	5	6	1	0	3	2	0	1	1	23
2007	5	1	1	0	0	2	0	0	1	1	1	4	16
2008	8	0	0	0	0	0	0	3	1	1	3	1	17
2009	6	1	0	2	2	0	2	3	0	1	0	3	20
2010	5	0	0	3	3	0	0	0	0	2	0	0	13
2011	5	1	1	1	2	0	1	1	1	2	2	1	18
2012	4	1	0	2	1	0	1	1	2	1	2	0	15
2013	1	0	0	1	0	1	0	0	1	1	1	1	7
Total	58	10	5	24	23	7	6	15	11	11	11	13	194

	Sex			Total
	F	M	U	
2004	14	24	0	38
2005	12	15	0	27
2006	12	11	0	23
2007	8	8	0	16
2008	11	5	1	17
2009	8	12	0	20
2010	4	9	0	13
2011	10	8	0	18
2012	8	7	0	15
2013	2	5	0	7
Total	89	104	1	194

	Race					Total
	A	B	N	W	U	
2004	0	1	1	33	3	38
2005	1	1	1	22	2	27
2006	0	0	0	22	1	23
2007	0	0	0	15	1	16
2008	0	1	0	16	0	17
2009	0	1	0	15	4	20
2010	0	0	1	12	0	13
2011	0	0	0	18	0	18
2012	0	1	0	12	2	15
2013	1	0	0	4	2	7
Total	2	5	3	169	15	194

	2004	2005	2006	2007	2008	2009	2010	2011	2012	2013	Total
Baker	0	0	0	0	0	0	0	0	0	0	0
Benton	2	1	1	0	0	0	1	0	0	0	5
Clackamas	2	2	0	0	1	3	0	0	1	2	11
Clatsop	0	0	1	0	2	0	0	0	0	0	3
Columbia	1	1	0	0	0	0	0	0	0	0	2
Coos	1	1	0	2	0	1	1	1	1	0	8
Crook	1	0	0	0	0	0	0	2	2	0	5
Curry	0	0	0	0	0	0	0	0	1	0	1
Deschutes	2	0	1	1	1	1	2	3	1	0	12
Douglas	6	3	4	0	1	0	3	1	1	0	19
Gilliam	0	0	0	0	0	0	0	0	0	0	0
Grant	0	0	0	0	0	0	0	0	0	0	0
Harney	0	0	0	0	0	0	0	0	0	0	0
Hood River	0	0	0	0	0	0	0	0	0	0	0
Jackson	2	5	2	1	1	1	1	2	0	0	15
Jefferson	0	1	0	0	0	0	0	0	0	0	1
Josephine	1	2	0	0	0	1	1	0	1	0	6
Klamath	2	0	1	0	1	0	0	0	0	0	4
Lake	0	0	0	0	0	0	0	0	0	0	0
Lane	4	4	0	3	1	2	2	2	4	1	23
Lincoln	1	0	0	2	1	0	0	0	0	0	4
Linn	1	0	1	2	0	0	0	0	0	1	5
Malheur	0	0	0	0	0	0	0	1	0	0	1
Marion	3	0	2	0	1	0	1	1	0	1	9
Morrow	0	0	0	0	0	0	0	0	0	0	0
Multnomah	4	3	4	3	4	7	1	3	1	1	31
Polk	1	1	2	0	0	0	0	0	0	0	4
Sherman	0	0	0	0	0	0	0	0	0	0	0
Tillamook	0	0	1	0	0	0	0	0	0	0	1
Umatilla	0	0	0	1	1	0	0	0	0	0	2
Union	0	0	0	0	0	0	0	0	0	0	0
Wallowa	0	0	0	0	0	0	0	0	0	0	0
Wasco	0	0	0	0	0	1	0	0	1	1	3
Washington	4	3	1	0	1	3	0	2	1	0	15
Wheeler	0	0	0	0	0	0	0	0	0	0	0
Yamhill	0	0	2	1	1	0	0	0	0	0	4
Total	38	27	23	16	17	20	13	18	15	7	194

Oregon Pertussis Cases
January-May

	Age Group in Years												Total
	00-04	05-09	10-14	15-19	20-24	25-29	30-39	40-49	50-59	60-69	70-79	80+	
2004	19	11	59	46	6	6	16	17	13	1	1	0	195
2005	71	44	108	49	14	5	24	32	9	5	1	2	364
2006	19	3	4	11	6	3	4	11	2	0	1	0	64
2007	13	6	7	2	2	4	4	0	1	1	0	0	40
2008	29	15	11	3	2	1	4	1	0	1	0	0	67
2009	31	14	15	12	3	4	5	4	2	2	1	0	93
2010	32	25	23	8	2	3	6	4	4	2	0	0	109
2011	38	32	22	6	0	1	3	4	3	2	2	0	113
2012	118	72	140	35	7	5	12	19	6	3	0	0	417
2013	37	31	48	15	3	0	3	11	3	2	0	1	154
Total	407	253	437	187	45	32	81	103	43	19	6	3	1616

	Sex			Total
	F	M	U	
2004	102	95	1	198
2005	194	178	2	374
2006	34	30	2	66
2007	24	16	0	40
2008	31	36	0	67
2009	53	38	2	93
2010	61	48	0	109
2011	54	59	0	113
2012	209	208	0	417
2013	86	68	0	154
Total	848	776	7	1631

	Race					Total
	A	B	N	W	U	
2004	2	1	0	154	41	198
2005	14	0	4	300	56	374
2006	3	0	3	52	8	66
2007	0	0	1	34	5	40
2008	0	0	0	63	4	67
2009	0	1	1	76	15	93
2010	1	1	0	95	12	109
2011	0	0	1	100	12	113
2012	5	8	2	369	33	417
2013	2	1	3	122	26	154
Total	27	12	15	1365	212	1631

	2004	2005	2006	2007	2008	2009	2010	2011	2012	2013	Total
Baker	0	0	0	0	0	0	0	0	0	0	0
Benton	120	45	0	0	0	9	1	2	4	3	184
Clackamas	5	17	1	0	0	11	0	15	40	3	92
Clatsop	0	0	0	0	7	1	0	7	17	1	33
Columbia	2	0	0	0	1	0	1	2	3	0	9
Coos	0	0	1	0	0	8	0	0	0	21	30
Crook	0	0	0	0	0	0	0	0	0	0	0
Curry	0	10	0	0	0	0	2	0	0	0	12
Deschutes	1	12	0	0	0	1	2	0	1	1	18
Douglas	15	0	0	0	0	15	0	1	0	2	33
Gilliam	0	0	3	0	0	0	0	0	0	0	3
Grant	0	0	0	0	0	0	0	0	0	0	0
Harney	0	0	0	8	0	0	0	0	1	0	9
Hood River	0	3	0	0	0	1	0	0	2	0	6
Jackson	2	14	8	0	7	4	23	2	3	4	67
Jefferson	0	0	0	0	0	0	0	0	0	0	0
Josephine	4	6	0	0	1	2	3	3	0	22	41
Klamath	1	3	9	0	2	0	0	1	0	3	19
Lake	0	0	0	0	0	0	0	0	0	0	0
Lane	20	71	9	1	8	4	22	29	7	25	196
Lincoln	0	23	0	4	0	0	7	0	6	0	40
Linn	6	18	0	13	1	8	1	0	5	4	56
Malheur	0	0	0	0	0	0	0	0	6	0	6
Marion	7	58	5	0	9	6	9	8	18	35	155
Morrow	0	0	4	0	0	0	0	0	0	0	4
Multnomah	4	43	10	4	19	11	28	35	119	18	291
Polk	3	11	0	1	2	0	1	4	8	5	35
Sherman	0	0	0	0	0	0	0	0	0	0	0
Tillamook	0	0	0	0	0	0	2	0	0	0	2
Umatilla	1	1	1	0	0	1	0	0	2	0	6
Union	0	1	0	0	0	4	0	0	0	1	6
Wallowa	0	1	0	0	0	0	0	0	0	0	1
Wasco	1	3	1	0	0	0	0	1	1	1	8
Washington	6	28	14	6	10	6	5	3	159	5	242
Wheeler	0	0	0	0	0	0	0	0	0	0	0
Yamhill	0	6	0	3	0	1	2	0	15	0	27
Total	198	374	66	40	67	93	109	113	417	154	1631

Oregon Salmonella Cases
January-May

	Age Group in Years												Total
	00-04	05-09	10-14	15-19	20-24	25-29	30-39	40-49	50-59	60-69	70-79	80+	
2004	22	12	10	10	11	10	21	22	14	8	9	5	154
2005	33	9	8	4	9	7	28	18	11	9	5	10	151
2006	27	10	12	5	13	13	22	20	17	13	7	3	162
2007	19	6	5	6	10	7	11	13	11	8	9	2	107
2008	27	11	5	8	8	8	11	17	8	15	7	3	128
2009	33	8	9	9	11	17	14	25	15	10	8	4	163
2010	38	12	13	11	15	15	30	33	37	16	14	7	241
2011	27	2	6	6	9	10	18	12	10	10	7	6	123
2012	18	6	4	4	10	9	17	16	16	14	7	6	127
2013	17	7	3	13	6	8	14	9	12	15	8	3	115
Total	261	83	75	76	102	104	186	185	151	118	81	49	1471

	Sex			Total
	F	M	U	
2004	82	72	0	154
2005	85	64	2	151
2006	95	67	0	162
2007	52	54	1	107
2008	66	62	0	128
2009	80	83	0	163
2010	130	111	0	241
2011	65	59	0	124
2012	69	58	0	127
2013	72	43	0	115
Total	796	673	3	1472

	Race					Total
	A	B	N	W	U	
2004	5	2	1	128	18	154
2005	7	1	4	120	19	151
2006	6	4	1	130	21	162
2007	2	3	0	92	10	107
2008	0	3	1	108	16	128
2009	12	4	0	129	18	163
2010	6	5	4	203	23	241
2011	5	2	1	108	8	124
2012	2	1	1	112	11	127
2013	2	4	0	103	6	115
Total	47	29	13	1233	150	1472

	2004	2005	2006	2007	2008	2009	2010	2011	2012	2013	Total
Baker	1	0	1	1	0	1	0	1	1	1	7
Benton	0	5	3	5	4	2	4	3	1	2	29
Clackamas	19	19	7	9	7	16	14	12	16	10	129
Clatsop	0	2	2	0	0	0	3	0	2	2	11
Columbia	1	2	2	0	0	0	0	0	0	1	6
Coos	4	4	2	3	1	3	4	1	2	3	27
Crook	2	2	1	1	1	0	0	1	1	3	12
Curry	0	0	0	0	0	3	2	0	0	0	5
Deschutes	5	6	8	5	5	6	11	6	4	7	63
Douglas	4	5	3	6	6	4	80	3	2	1	114
Gilliam	0	0	0	0	0	0	0	0	0	0	0
Grant	0	0	0	0	0	0	0	0	0	0	0
Harney	1	1	0	0	1	0	0	0	1	0	4
Hood River	0	0	0	1	0	0	3	2	1	2	9
Jackson	8	10	4	11	13	12	9	4	4	3	78
Jefferson	1	0	1	0	0	0	2	5	0	1	10
Josephine	2	3	3	0	3	2	5	1	1	0	20
Klamath	0	1	3	2	1	3	3	5	4	2	24
Lake	0	0	0	0	0	1	1	0	0	0	2
Lane	14	13	14	10	7	13	14	11	20	12	128
Lincoln	2	4	2	0	1	2	2	1	0	2	16
Linn	5	4	10	3	10	6	5	7	8	2	60
Malheur	2	0	1	2	1	0	1	0	2	2	11
Marion	15	12	16	9	7	16	16	13	13	5	122
Morrow	0	1	0	0	1	0	0	1	0	0	3
Multnomah	25	24	33	19	21	41	33	25	22	26	269
Polk	1	4	2	0	2	0	1	3	3	4	20
Sherman	0	0	0	0	0	0	0	0	0	0	0
Tillamook	1	0	1	0	0	0	3	0	0	1	6
Umatilla	4	5	4	2	5	3	1	2	2	2	30
Union	1	1	2	0	2	1	1	2	1	0	11
Wallowa	0	0	0	0	0	0	0	0	0	0	0
Wasco	0	3	4	1	1	1	2	1	0	1	14
Washington	29	17	27	17	25	23	19	10	13	15	195
Wheeler	0	0	0	0	0	0	0	0	0	0	0
Yamhill	7	3	6	0	3	4	2	4	3	5	37
Total	154	151	162	107	128	163	241	124	127	115	1472

Oregon Shigella Cases
January-May

	Age Group in Years												Total
	00-04	05-09	10-14	15-19	20-24	25-29	30-39	40-49	50-59	60-69	70-79	80+	
2004	5	3	1	0	0	2	6	8	0	2	2	0	29
2005	8	3	0	0	1	2	3	6	7	0	1	0	31
2006	4	5	2	2	3	2	6	12	10	8	5	2	61
2007	5	1	1	2	0	1	3	6	1	0	1	0	21
2008	4	3	2	1	2	3	4	1	1	1	1	0	23
2009	5	6	0	1	1	3	4	1	2	0	0	0	23
2010	2	5	0	0	0	3	3	2	3	2	0	0	20
2011	7	1	0	2	2	4	2	3	2	0	0	1	24
2012	3	2	0	3	1	1	5	3	2	2	1	1	24
2013	1	5	1	0	0	3	3	5	2	2	0	0	22
Total	44	34	7	11	10	24	39	47	30	17	11	4	278

	Sex			Total
	F	M	U	
2004	13	16	0	29
2005	16	15	0	31
2006	31	31	0	62
2007	8	13	0	21
2008	12	12	0	24
2009	10	13	0	23
2010	7	13	0	20
2011	16	8	0	24
2012	8	16	0	24
2013	9	13	0	22
Total	130	150	0	280

	Race					Total
	A	B	N	W	U	
2004	6	1	0	17	5	29
2005	0	0	0	24	7	31
2006	1	0	0	53	8	62
2007	2	2	0	14	3	21
2008	0	1	0	22	1	24
2009	4	0	0	16	3	23
2010	1	2	1	14	2	20
2011	1	1	1	17	4	24
2012	0	2	0	16	6	24
2013	0	1	0	20	1	22
Total	15	10	2	213	40	280

	2004	2005	2006	2007	2008	2009	2010	2011	2012	2013	Total
Baker	0	0	0	0	0	0	0	0	0	0	0
Benton	0	1	2	0	1	1	0	1	0	0	6
Clackamas	2	0	0	2	0	2	0	2	0	1	9
Clatsop	2	1	0	0	0	0	0	0	0	0	3
Columbia	4	0	0	0	0	0	0	0	0	0	4
Coos	0	0	0	0	0	0	0	0	0	0	0
Crook	0	0	0	0	0	0	0	0	0	0	0
Curry	0	0	0	0	0	0	0	0	0	0	0
Deschutes	2	0	0	0	1	4	1	0	0	0	8
Douglas	0	0	0	0	0	0	0	0	0	0	0
Gilliam	0	0	0	0	0	0	0	0	0	0	0
Grant	0	0	0	0	0	0	0	0	0	0	0
Harney	0	0	0	0	0	0	0	0	0	0	0
Hood River	0	0	2	1	1	0	1	0	0	0	5
Jackson	2	2	0	3	0	0	0	0	1	0	8
Jefferson	1	0	0	0	0	0	1	0	0	0	2
Josephine	0	0	2	0	0	0	0	0	0	0	2
Klamath	0	1	1	0	0	0	0	0	0	0	2
Lake	0	0	0	0	0	0	0	0	0	0	0
Lane	2	1	0	2	0	2	4	7	3	1	22
Lincoln	0	0	0	0	0	0	0	1	0	0	1
Linn	0	1	1	1	0	1	0	1	0	0	5
Malheur	0	0	1	0	0	0	0	0	0	0	1
Marion	1	8	6	1	5	7	7	0	5	5	45
Morrow	0	0	0	1	0	0	0	0	0	0	1
Multnomah	10	7	7	6	7	4	2	8	10	13	74
Polk	0	1	0	0	1	0	0	0	0	0	2
Sherman	0	0	0	0	0	0	0	0	0	0	0
Tillamook	0	0	0	0	0	0	0	0	0	0	0
Umatilla	0	1	0	0	3	0	0	0	0	0	4
Union	0	1	0	0	0	0	0	1	2	0	4
Wallowa	0	0	0	0	0	0	0	0	0	0	0
Warm Sprin	0	0	0	0	0	0	1	0	0	0	1
Wasco	0	0	1	0	0	0	0	0	0	0	1
Washington	2	6	5	4	5	2	2	3	3	2	34
Wheeler	0	0	0	0	0	0	0	0	0	0	0
Yamhill	1	0	34	0	0	0	1	0	0	0	36
Total	29	31	62	21	24	23	20	24	24	22	280

For a breakdown of Tuberculosis by county and quarter of report in 2012 please visit

<http://public.health.oregon.gov/DiseasesConditions/CommunicableDisease/Tuberculosis/Documents/cascount.pdf>

Oregon Vibrio parahaemolytic Cases
January-May

	Age Group in Years												Total
	00-04	05-09	10-14	15-19	20-24	25-29	30-39	40-49	50-59	60-69	70-79	80+	
2004	0	0	0	0	0	1	0	0	0	0	0	0	1
2005	0	0	0	0	0	0	0	0	0	0	0	0	0
2006	0	0	0	0	0	0	0	0	0	0	0	0	0
2007	0	0	0	0	0	0	0	0	0	0	0	0	0
2008	0	0	0	0	0	0	0	0	0	0	0	0	0
2009	0	0	0	0	0	0	0	0	0	0	0	0	0
2010	0	0	0	0	0	0	1	0	0	0	0	0	1
2011	0	0	0	0	0	0	0	0	0	0	0	0	0
2012	0	0	0	0	0	0	1	0	0	0	0	0	1
2013	0	0	0	0	0	1	0	0	1	0	0	0	2
Total	0	0	0	0	0	2	1	1	1	0	0	0	5

	Sex			Total
	F	M	U	
2004	0	1	0	1
2005	0	0	0	0
2006	0	0	0	0
2007	0	0	0	0
2008	0	0	0	0
2009	0	0	0	0
2010	0	1	0	1
2011	0	0	0	0
2012	0	1	0	1
2013	1	1	0	2
Total	1	4	0	5

	Race					Total
	A	B	N	W	U	
2004	0	0	0	1	0	1
2005	0	0	0	0	0	0
2006	0	0	0	0	0	0
2007	0	0	0	0	0	0
2008	0	0	0	0	0	0
2009	0	0	0	0	0	0
2010	0	0	0	1	0	1
2011	0	0	0	0	0	0
2012	0	0	0	1	0	1
2013	0	0	0	1	1	2
Total	0	0	0	4	1	5

	2004	2005	2006	2007	2008	2009	2010	2011	2012	2013	Total
Baker	0	0	0	0	0	0	0	0	0	0	0
Benton	0	0	0	0	0	0	0	0	0	0	0
Clackamas	0	0	0	0	0	0	0	0	0	0	0
Clatsop	0	0	0	0	0	0	0	0	0	0	0
Columbia	0	0	0	0	0	0	0	0	0	0	0
Coos	0	0	0	0	0	0	0	0	0	0	0
Crook	0	0	0	0	0	0	0	0	0	0	0
Curry	0	0	0	0	0	0	0	0	0	0	0
Deschutes	1	0	0	0	0	0	0	0	0	0	1
Douglas	0	0	0	0	0	0	0	0	0	0	0
Gilliam	0	0	0	0	0	0	0	0	0	0	0
Grant	0	0	0	0	0	0	0	0	0	0	0
Harney	0	0	0	0	0	0	0	0	0	0	0
Hood River	0	0	0	0	0	0	0	0	0	0	0
Jackson	0	0	0	0	0	0	0	0	0	0	0
Jefferson	0	0	0	0	0	0	0	0	0	0	0
Josephine	0	0	0	0	0	0	0	0	0	0	0
Klamath	0	0	0	0	0	0	0	0	0	0	0
Lake	0	0	0	0	0	0	0	0	0	0	0
Lane	0	0	0	0	0	0	0	0	0	1	1
Lincoln	0	0	0	0	0	0	0	0	0	0	0
Linn	0	0	0	0	0	0	0	0	0	0	0
Malheur	0	0	0	0	0	0	0	0	0	0	0
Marion	0	0	0	0	0	0	0	0	0	0	0
Morrow	0	0	0	0	0	0	0	0	0	0	0
Multnomah	0	0	0	0	0	0	0	0	1	1	2
Polk	0	0	0	0	0	0	0	0	0	0	0
Sherman	0	0	0	0	0	0	0	0	0	0	0
Tillamook	0	0	0	0	0	0	0	0	0	0	0
Umatilla	0	0	0	0	0	0	0	0	0	0	0
Union	0	0	0	0	0	0	0	0	0	0	0
Wallowa	0	0	0	0	0	0	0	0	0	0	0
Wasco	0	0	0	0	0	0	0	0	0	0	0
Washington	0	0	0	0	0	0	0	0	0	0	0
Wheeler	0	0	0	0	0	0	0	0	0	0	0
Yamhill	0	0	0	0	0	0	1	0	0	0	1
Total	1	0	0	0	0	0	1	0	1	2	5

Oregon West Nile Cases
January-May

	Age Group in Years												Total
	00-04	05-09	10-14	15-19	20-24	25-29	30-39	40-49	50-59	60-69	70-79	80+	
2004	0	0	0	0	0	0	0	0	0	0	0	0	0
2005	0	0	0	0	0	0	0	0	0	0	0	0	0
2006	0	0	0	0	0	0	0	0	0	1	0	0	1
2007	0	0	0	0	0	0	0	0	0	0	0	0	0
2008	0	0	0	0	0	0	0	0	0	0	0	0	0
2009	0	0	0	0	0	0	0	0	0	0	0	0	0
2010	0	0	0	0	0	0	0	0	0	0	0	0	0
2011	0	0	0	0	0	0	0	0	0	0	0	0	0
2012	0	0	0	0	0	0	0	0	0	0	0	0	0
2013	0	0	0	0	0	0	0	0	0	0	0	0	0
Total	0	0	0	0	0	0	0	0	0	1	0	0	1

	Sex			Total
	F	M	U	
2004	0	0	0	0
2005	0	0	0	0
2006	0	1	0	1
2007	0	0	0	0
2008	0	0	0	0
2009	0	0	0	0
2010	0	0	0	0
2011	0	0	0	0
2012	0	0	0	0
2013	0	0	0	0
Total	0	1	0	1

	Race					Total
	A	B	N	W	U	
2004	0	0	0	0	0	0
2005	0	0	0	0	0	0
2006	0	0	0	1	0	1
2007	0	0	0	0	0	0
2008	0	0	0	0	0	0
2009	0	0	0	0	0	0
2010	0	0	0	0	0	0
2011	0	0	0	0	0	0
2012	0	0	0	0	0	0
2013	0	0	0	0	0	0
Total	0	0	0	1	0	1

	2004	2005	2006	2007	2008	2009	2010	2011	2012	2013	Total
Baker	0	0	0	0	0	0	0	0	0	0	0
Benton	0	0	0	0	0	0	0	0	0	0	0
Clackamas	0	0	0	0	0	0	0	0	0	0	0
Clatsop	0	0	0	0	0	0	0	0	0	0	0
Columbia	0	0	0	0	0	0	0	0	0	0	0
Coos	0	0	0	0	0	0	0	0	0	0	0
Crook	0	0	0	0	0	0	0	0	0	0	0
Curry	0	0	0	0	0	0	0	0	0	0	0
Deschutes	0	0	0	0	0	0	0	0	0	0	0
Douglas	0	0	1	0	0	0	0	0	0	0	1
Gilliam	0	0	0	0	0	0	0	0	0	0	0
Grant	0	0	0	0	0	0	0	0	0	0	0
Harney	0	0	0	0	0	0	0	0	0	0	0
Hood River	0	0	0	0	0	0	0	0	0	0	0
Jackson	0	0	0	0	0	0	0	0	0	0	0
Jefferson	0	0	0	0	0	0	0	0	0	0	0
Josephine	0	0	0	0	0	0	0	0	0	0	0
Klamath	0	0	0	0	0	0	0	0	0	0	0
Lake	0	0	0	0	0	0	0	0	0	0	0
Lane	0	0	0	0	0	0	0	0	0	0	0
Lincoln	0	0	0	0	0	0	0	0	0	0	0
Linn	0	0	0	0	0	0	0	0	0	0	0
Malheur	0	0	0	0	0	0	0	0	0	0	0
Marion	0	0	0	0	0	0	0	0	0	0	0
Morrow	0	0	0	0	0	0	0	0	0	0	0
Multnomah	0	0	0	0	0	0	0	0	0	0	0
Polk	0	0	0	0	0	0	0	0	0	0	0
Sherman	0	0	0	0	0	0	0	0	0	0	0
Tillamook	0	0	0	0	0	0	0	0	0	0	0
Umatilla	0	0	0	0	0	0	0	0	0	0	0
Union	0	0	0	0	0	0	0	0	0	0	0
Wallowa	0	0	0	0	0	0	0	0	0	0	0
Wasco	0	0	0	0	0	0	0	0	0	0	0
Washington	0	0	0	0	0	0	0	0	0	0	0
Wheeler	0	0	0	0	0	0	0	0	0	0	0
Yamhill	0	0	0	0	0	0	0	0	0	0	0
Total	0	0	1	0	0	0	0	0	0	0	1

Oregon Yersinia Cases
January-May

	Age Group in Years												Total
	00-04	05-09	10-14	15-19	20-24	25-29	30-39	40-49	50-59	60-69	70-79	80+	
2004	1	0	0	0	2	0	1	0	3	0	0	0	7
2005	0	1	0	0	0	0	2	4	1	1	0	0	9
2006	1	3	0	0	0	2	0	1	0	3	0	0	10
2007	6	0	0	1	0	0	0	0	2	0	2	2	13
2008	2	0	1	1	0	0	1	1	0	1	0	0	7
2009	1	0	0	0	1	1	1	0	1	1	0	0	6
2010	1	2	0	0	0	0	1	1	1	3	1	0	10
2011	2	0	0	1	0	1	0	1	1	3	1	0	10
2012	4	0	1	0	1	0	1	0	3	1	1	0	12
2013	0	4	0	2	2	2	1	3	0	1	0	0	15
Total	18	10	2	5	6	6	8	11	12	14	5	2	99

	Sex			Total
	F	M	U	
2004	6	1	0	7
2005	5	4	0	9
2006	4	6	0	10
2007	3	10	0	13
2008	3	4	0	7
2009	3	3	0	6
2010	6	4	0	10
2011	4	6	0	10
2012	4	8	0	12
2013	9	6	0	15
Total	47	52	0	99

	Race					Total
	A	B	N	W	U	
2004	1	0	0	6	0	7
2005	2	0	0	7	0	9
2006	0	0	0	10	0	10
2007	1	0	0	10	2	13
2008	1	0	0	5	1	7
2009	0	0	0	6	0	6
2010	1	0	0	7	2	10
2011	0	0	0	10	0	10
2012	0	0	0	10	2	12
2013	2	0	0	12	1	15
Total	8	0	0	83	8	99

	2004	2005	2006	2007	2008	2009	2010	2011	2012	2013	Total
Baker	0	0	0	0	0	0	0	0	0	0	0
Benton	0	0	0	0	0	0	0	0	0	0	0
Clackamas	1	0	1	4	3	0	3	1	2	1	16
Clatsop	0	0	0	0	0	0	1	0	0	0	1
Columbia	0	0	0	0	0	0	0	0	0	0	0
Coos	0	0	0	1	0	0	0	0	0	0	1
Crook	0	0	0	0	0	0	1	0	0	0	1
Curry	0	0	0	0	1	1	0	0	0	1	3
Deschutes	0	0	2	0	0	1	0	0	0	0	3
Douglas	0	0	0	0	0	0	0	0	0	0	0
Gilliam	0	0	0	0	0	0	0	0	0	0	0
Grant	0	0	0	0	0	0	0	0	0	0	0
Harney	0	0	0	0	0	0	0	0	0	0	0
Hood River	0	0	0	0	0	0	0	0	0	0	0
Jackson	0	0	0	0	0	0	1	0	2	1	4
Jefferson	0	0	0	0	0	0	0	0	0	0	0
Josephine	0	0	0	0	0	0	0	0	1	0	1
Klamath	0	0	1	0	0	0	0	0	0	0	1
Lake	0	0	0	0	0	0	0	0	0	0	0
Lane	2	1	1	4	0	1	0	1	0	4	14
Lincoln	0	0	0	0	0	0	0	0	0	0	0
Linn	0	0	1	0	0	0	0	1	0	1	3
Malheur	0	0	0	0	0	0	0	0	0	0	0
Marion	0	0	1	0	0	0	0	1	2	1	5
Morrow	0	0	0	0	0	0	0	0	0	0	0
Multnomah	4	5	2	2	2	1	1	1	2	3	23
Polk	0	0	0	0	0	0	0	0	0	0	0
Sherman	0	1	0	0	0	0	0	0	0	0	1
Tillamook	0	0	0	0	0	0	0	0	0	0	0
Umatilla	0	0	1	1	0	1	0	4	0	0	7
Union	0	0	0	0	0	0	0	0	0	0	0
Wallowa	0	0	0	0	0	0	0	0	0	0	0
Wasco	0	0	0	0	0	0	0	0	0	0	0
Washington	0	1	0	1	1	1	2	1	3	3	13
Wheeler	0	0	0	0	0	0	0	0	0	0	0
Yamhill	0	1	0	0	0	0	1	0	0	0	2
Total	7	9	10	13	7	6	10	10	12	15	99