

# Oregon Corporate Excise Tax Charts for Receipts Through 1/2020

## Overview of Sector Charts

Sector		January 2020	January 2019	Difference	% Change
<b>All Sectors</b>					
	Month over Month Change	31,073,000	27,622,000	3,451,000	12.5%
	12 Months Ending	927,172,000	900,341,000	26,831,000	3.0%
<b>Agriculture, Forestry, Fishing, and Hunting</b>					
	Month over Month Change	470,000	599,000	-129,000	-21.5%
	12 Months Ending	7,395,000	7,373,000	22,000	0.3%
<b>Mining</b>					
	Month over Month Change	9,000	-9,000	18,000	-200.0%
	12 Months Ending	879,000	1,020,000	-141,000	-13.8%
<b>Utilities</b>					
	Month over Month Change	3,000	-89,000	92,000	-103.4%
	12 Months Ending	16,390,000	18,321,000	-1,931,000	-10.5%
<b>Construction</b>					
	Month over Month Change	1,446,000	1,357,000	89,000	6.6%
	12 Months Ending	24,700,000	23,373,000	1,327,000	5.7%
<b>Manufacturing</b>					
	Month over Month Change	41,000	1,263,000	-1,222,000	-96.8%
	12 Months Ending	59,786,000	89,989,000	-30,203,000	-33.6%
<b>Wholesale Trade</b>					
	Month over Month Change	4,965,000	5,022,000	-57,000	-1.1%
	12 Months Ending	173,313,000	190,455,000	-17,142,000	-9.0%
<b>Retail Trade</b>					
	Month over Month Change	4,936,000	13,799,000	-8,863,000	-64.2%
	12 Months Ending	87,860,000	116,414,000	-28,554,000	-24.5%
<b>Transportation and Warehousing</b>					
	Month over Month Change	-58,000	21,000	-79,000	-376.2%
	12 Months Ending	30,022,000	29,303,000	719,000	2.5%
<b>Information</b>					
	Month over Month Change	169,000	446,000	-277,000	-62.1%
	12 Months Ending	47,303,000	45,794,000	1,509,000	3.3%
<b>Finance and Insurance</b>					
	Month over Month Change	410,000	473,000	-63,000	-13.3%
	12 Months Ending	143,398,000	118,441,000	24,957,000	21.1%
<b>Real Estate and Rental and Leasing</b>					
	Month over Month Change	485,000	1,113,000	-628,000	-56.4%
	12 Months Ending	26,604,000	13,211,000	13,393,000	101.4%

Oregon Department of Revenue, Research Section

February 6, 2020

Data presented is based on our most current information. It is subject to continuous revision.

Sector	January 2020	January 2019	Difference	% Change
<b>Professional, Scientific, and Technical Services</b>				
Month over Month Change	201,000	-491,000	692,000	-140.9%
12 Months Ending	70,416,000	30,270,000	40,146,000	132.6%
<b>Management of Companies and Enterprises</b>				
Month over Month Change	14,832,000	1,515,000	13,317,000	879.0%
12 Months Ending	152,666,000	143,539,000	9,127,000	6.4%
<b>Administrative and Support and Waste Management and Remediation Services</b>				
Month over Month Change	27,000	103,000	-76,000	-73.8%
12 Months Ending	18,111,000	18,055,000	56,000	0.3%
<b>Educational Services</b>				
Month over Month Change	0	7,000	-7,000	N/A
12 Months Ending	2,450,000	4,448,000	-1,998,000	-44.9%
<b>Health Care and Social Assistance</b>				
Month over Month Change	464,000	135,000	329,000	243.7%
12 Months Ending	11,076,000	9,479,000	1,597,000	16.8%
<b>Arts, Entertainment, and Recreation</b>				
Month over Month Change	92,000	-194,000	286,000	N/A
12 Months Ending	1,388,000	-213,000	1,601,000	N/A
<b>Accommodation and Food Services</b>				
Month over Month Change	311,000	4,209,000	-3,898,000	-92.6%
12 Months Ending	22,735,000	12,850,000	9,885,000	76.9%
<b>Other Services (except Public Administration)</b>				
Month over Month Change	125,000	-1,155,000	1,280,000	-110.8%
12 Months Ending	7,099,000	22,930,000	-15,831,000	-69.0%
<b>Unknown</b>				
Month over Month Change	2,144,000	-503,000	2,647,000	-526.2%
12 Months Ending	23,571,000	5,286,000	18,285,000	345.9%

Oregon Department of Revenue, Research Section

February 6, 2020

Data presented is based on our most current information. It is subject to continuous revision.

## Description of Monthly Sector Charts

Payments data from corporate excise tax and withholding programs is compiled monthly, for distribution to parties in the Department of Revenue and related economic and legislative agencies. The chief purpose of the Monthly Sector Charts is to provide up-to-date information about revenues coming into the State of Oregon. The payments data for each program is grouped by NAICS supersector, classifying companies into 20 industry sectors (or Unknown), and usually delivered by the second week following the reference month.

Payments are aggregated over the previous 12 months to remove seasonality and smooth the series. For example, data for January 2020 includes all corporate excise tax payments from February 1, 2019 to January 31, 2020.

Net corporate excise tax payments include payments and refunds from the corporate excise, income and multi-state tax programs. Net withholding payments include payments and refunds from the withholding tax program. Initially, some prepayments might not be allocated to a sector and will appear in the Unknown sector (99).

Major sectors in the state of Oregon are indexed to provide a relative comparison of corporate tax by industry. Sectors indexed in this way are Wholesale Trade, Management of Companies, Finance and Insurance, Retail Trade, Manufacturing, and All Sectors.

## About NAICS

The North American Industry Classification System (NAICS) is the system for classifying business establishments used by most statistical agencies in the United States. In NAICS, economic units that use like processes to produce goods or services are grouped together.

Taxpayers are asked to provide a NAICS code on some tax returns and when they register as an employer in Oregon. Generally the NAICS code represents the primary business activity that generates at least 50% of the tax revenue. Different business activities generate corporate tax versus withholding tax, so the taxpayers and their NAICS codes do not necessarily overlap between the Corp and withholding sector charts. The taxpayers and their NAICS codes do not necessarily overlap with the employment statistics produced by the Oregon Employment Department.

## 2017 NAICS Sectors

Click Number for Detailed Description (link to US Census Bureau website).

Code	NAICS Sector
<a href="#">11</a>	Agriculture, Forestry, Fishing and Hunting
<a href="#">21</a>	Mining
<a href="#">22</a>	Utilities
<a href="#">23</a>	Construction
<a href="#">31</a>	Manufacturing
<a href="#">42</a>	Wholesale Trade
<a href="#">44</a>	Retail Trade
<a href="#">48</a>	Transportation and Warehousing
<a href="#">51</a>	Information
<a href="#">52</a>	Finance and Insurance
<a href="#">53</a>	Real Estate and Rental and Leasing
<a href="#">54</a>	Professional, Scientific, and Technical Services
<a href="#">55</a>	Management of Companies and Enterprises
<a href="#">56</a>	Administrative, Support, Waste Management,
<a href="#">61</a>	Educational Services
<a href="#">62</a>	Health Care and Social Assistance
<a href="#">71</a>	Arts, Entertainment, and Recreation
<a href="#">72</a>	Accommodation and Food Services
<a href="#">81</a>	Other Services (except Public Administration)
<a href="#">92</a>	Public Administration

Note: There is not a Public Administration Sector in the Corporate Excise Payments table because publicly owned establishments do not pay corporate tax in Oregon.

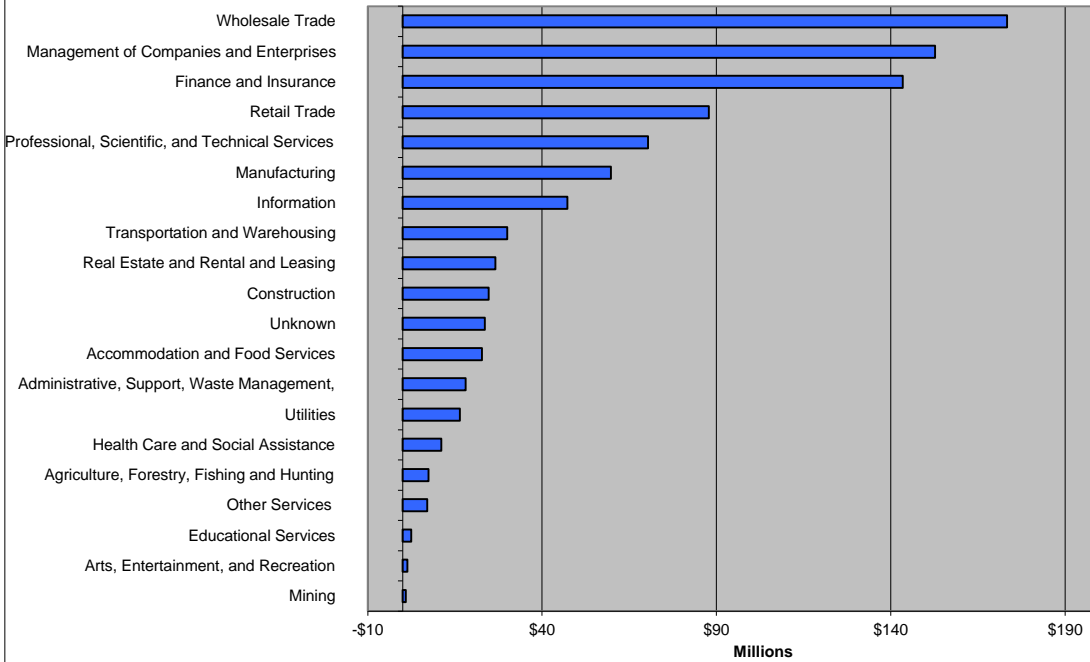
*Oregon Department of Revenue, Research Section*

February 6, 2020

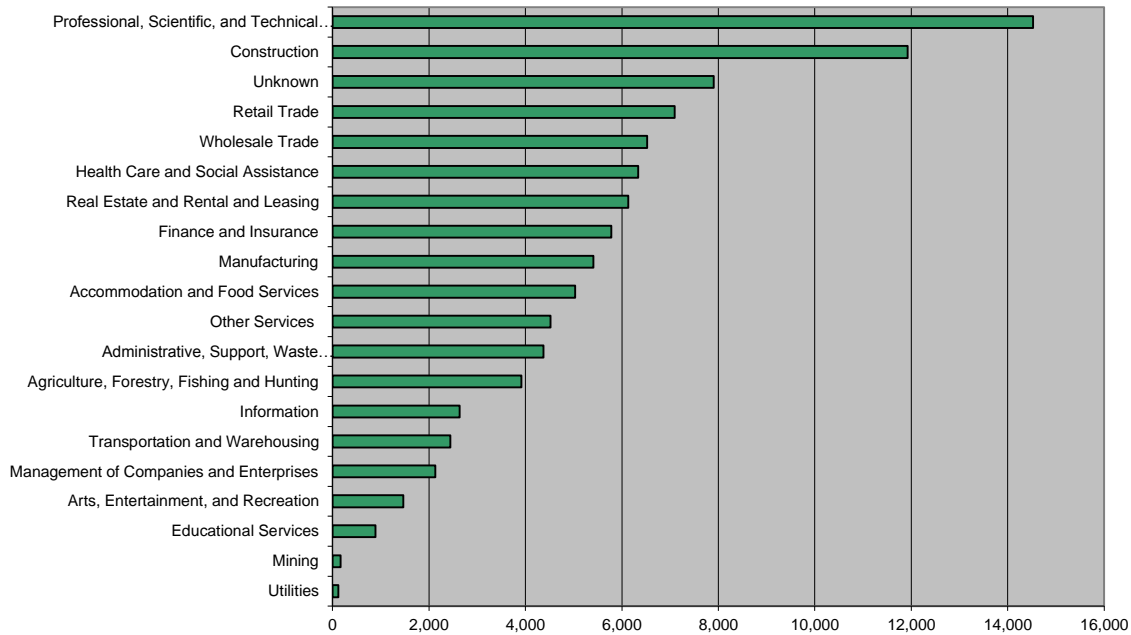
Data presented is based on our most current information. It is subject to continuous revision.

# Corporate Tax: 12-Months Ending 1/2020

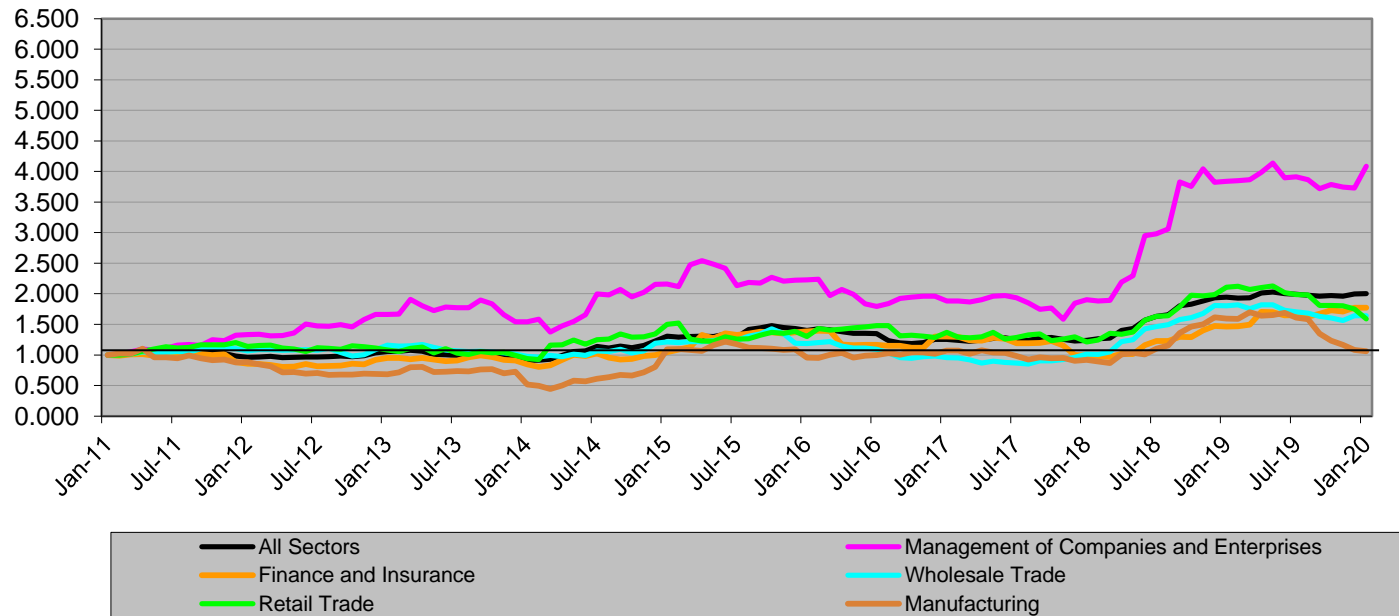
## Amount of Corp Tax Payments by Sector - 12-months Ending January 2020



## Number of Corp Taxpayers by Sector - 12-months Ending January 2020



## Oregon Corporate Excise Tax Payments Index of Major Sectors



Oregon Department of Revenue, Research Section

February 6, 2020

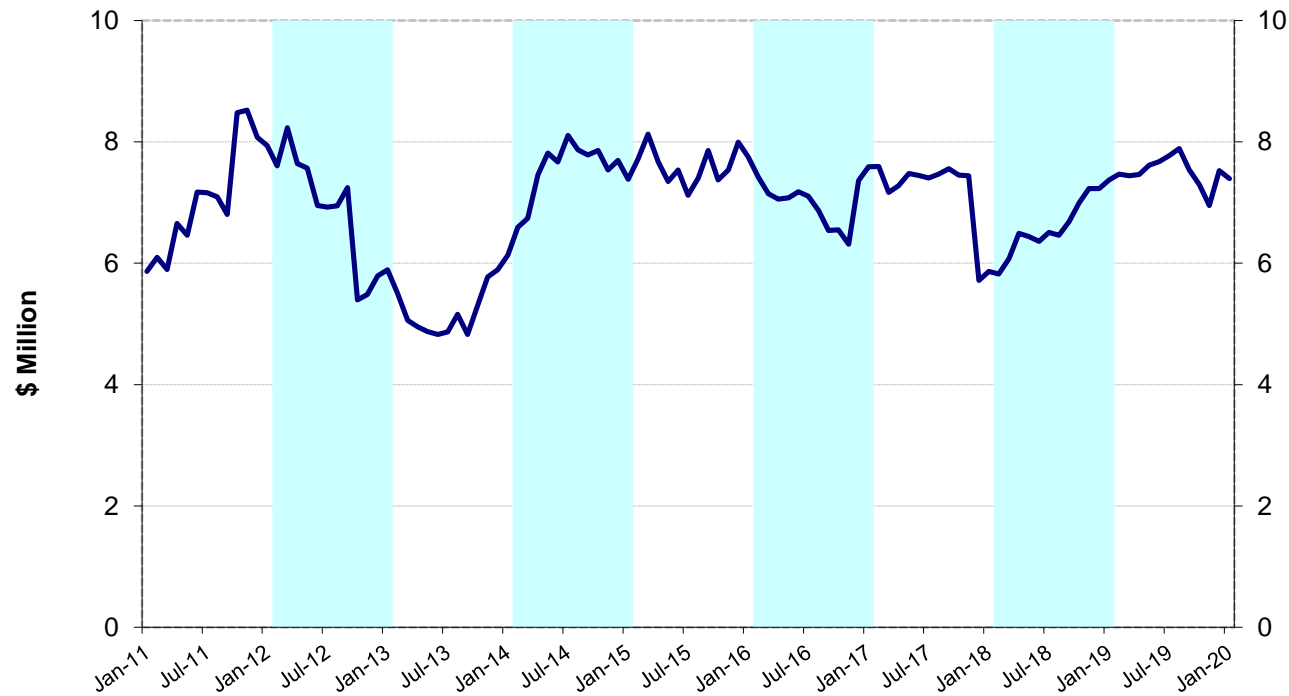
# All Sectors Oregon Corporate Excise Tax Payments - 12-Month Moving Totals



Oregon Department of Revenue, Research Section  
February 6, 2020

# SECTOR: Agriculture, Forestry, Fishing and Hunting

## Oregon Corporate Excise Tax Payments - 12-Month Moving Totals



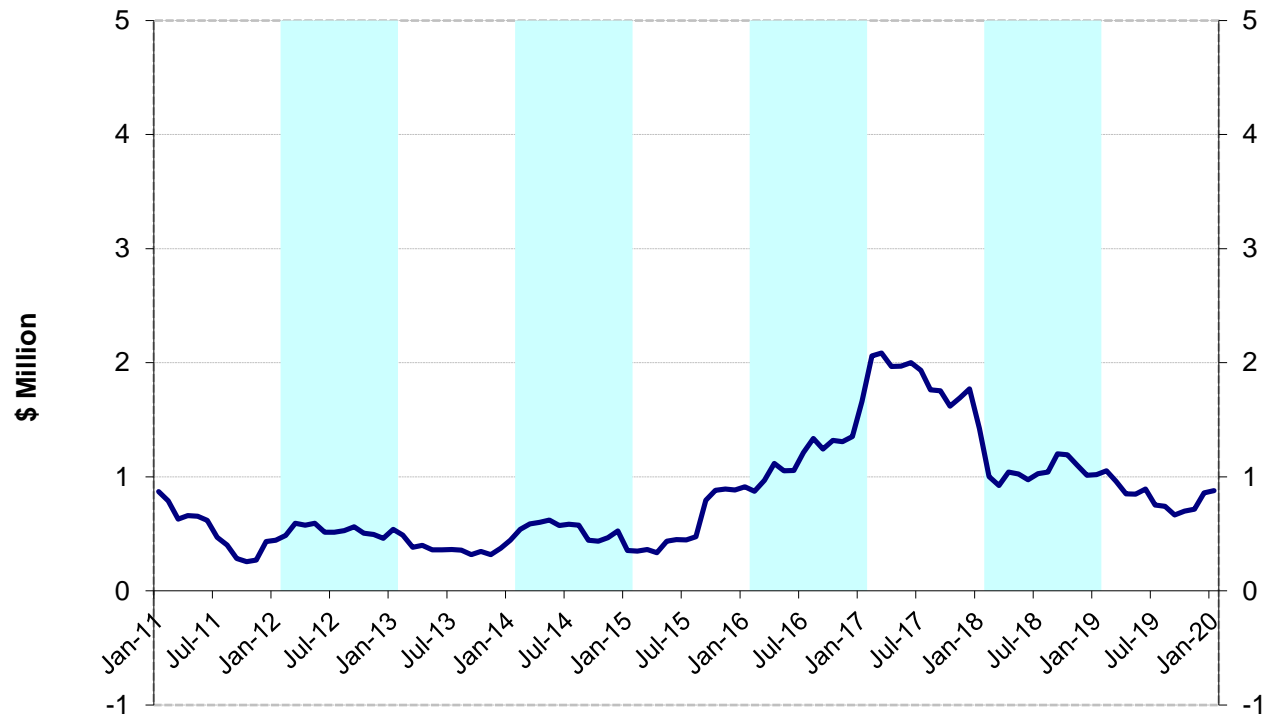
[Description of Sector](#)

Oregon Department of Revenue, Research Section  
February 6, 2020



# SECTOR: Mining

## Oregon Corporate Excise Tax Payments - 12-Month Moving Totals

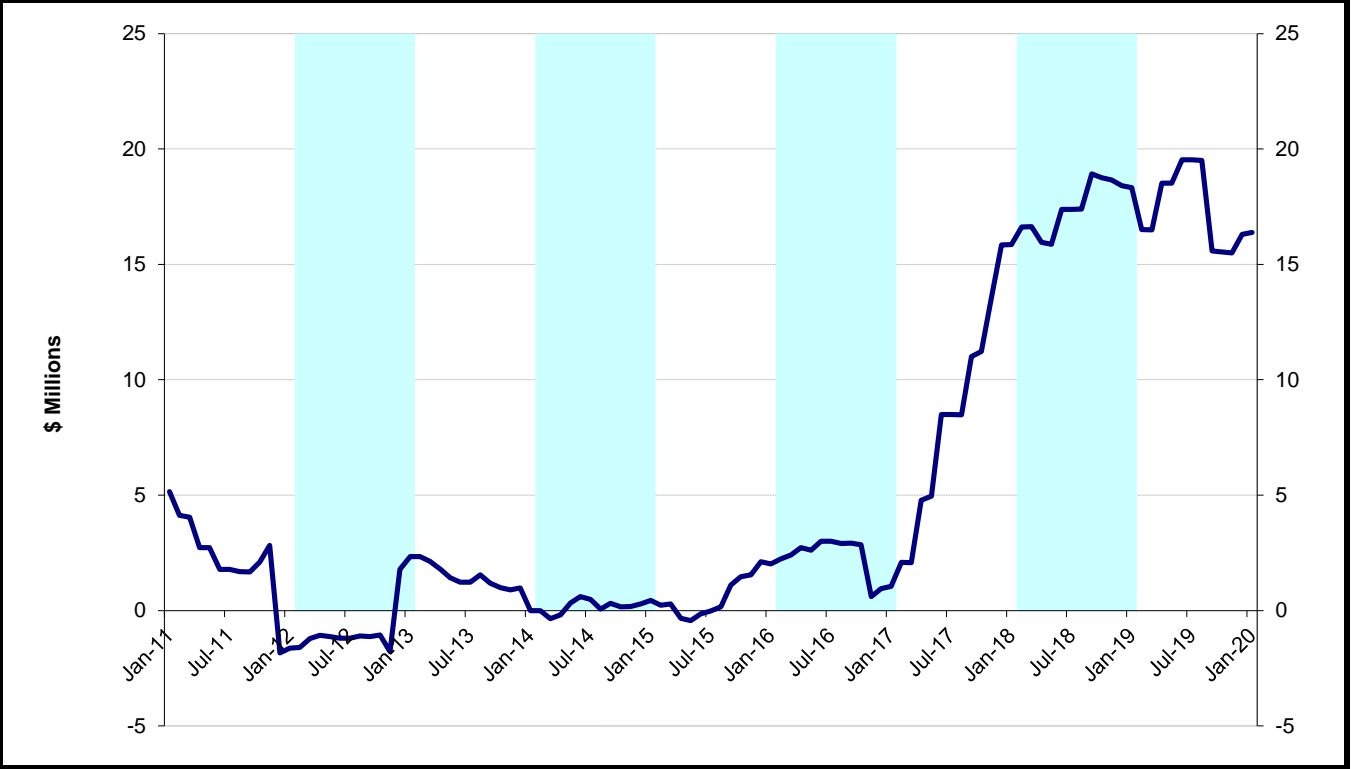


[Description of Sector](#)

Oregon Department of Revenue, Research Section  
February 6, 2020

# SECTOR: Utilities

## Oregon Corporate Excise Tax Payments - 12-Month Moving Totals



[Description of Sector](#)

Oregon Department of Revenue, Research Section  
February 6, 2020

# SECTOR: Construction

## Oregon Corporate Excise Tax Payments - 12-Month Moving Totals



[Description of Sector](#)

Oregon Department of Revenue, Research Section  
February 6, 2020

# SECTOR: Manufacturing

## Oregon Corporate Excise Tax Payments - 12-Month Moving Totals



[Description of Sector](#)

Oregon Department of Revenue, Research Section  
February 6, 2020

# SECTOR: Wholesale Trade

## Oregon Corporate Excise Tax Payments - 12-Month Moving Totals

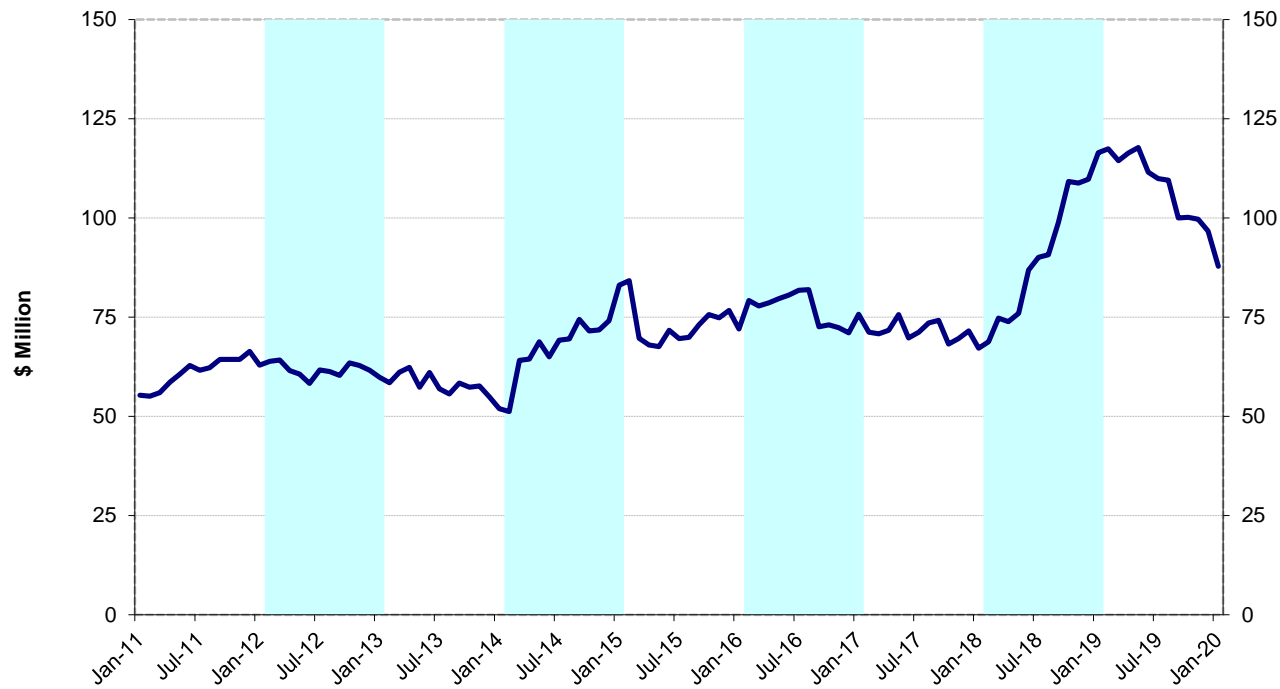


[Description of Sector](#)

Oregon Department of Revenue, Research Section  
February 6, 2020

# SECTOR: Retail Trade

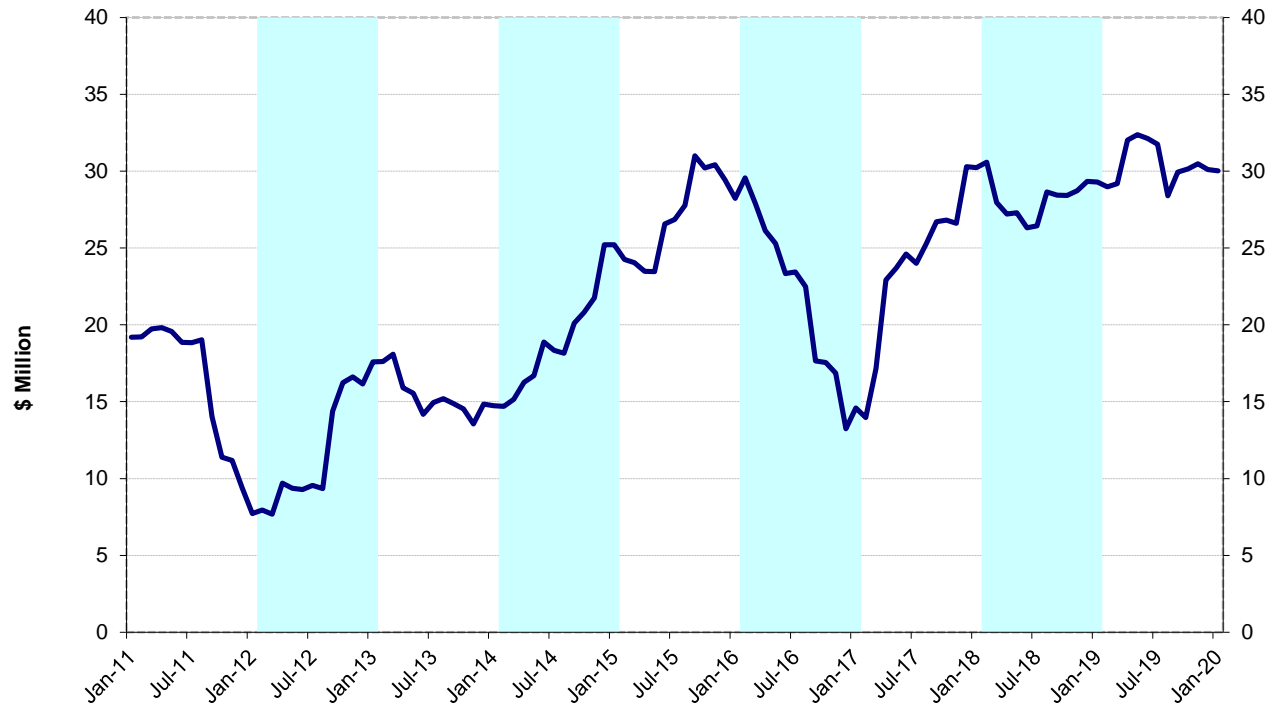
## Oregon Corporate Excise Tax Payments - 12-Month Moving Totals



[Description of Sector](#)

Oregon Department of Revenue, Research Section  
February 6, 2020

# SECTOR: Transportation and Warehousing Oregon Corporate Excise Tax Payments - 12-Month Moving Totals

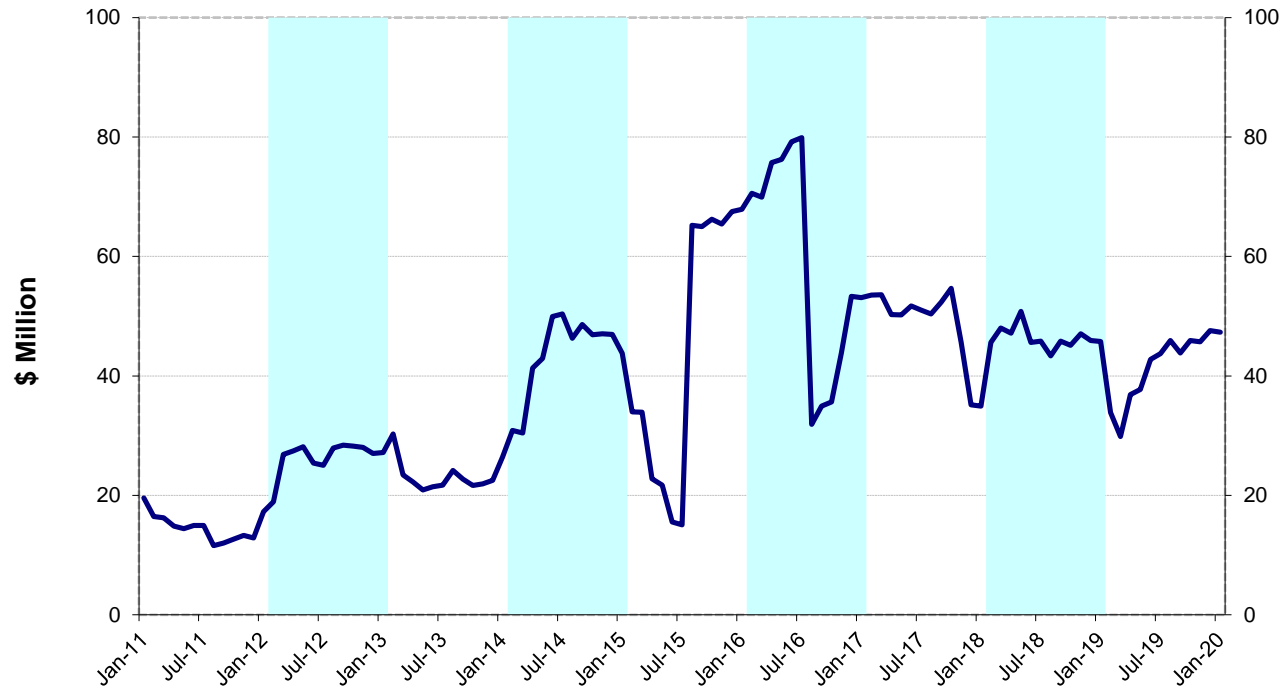


[Description of Sector](#)

Oregon Department of Revenue, Research Section  
February 6, 2020

# SECTOR: Information

## Oregon Corporate Excise Tax Payments - 12-Month Moving Totals



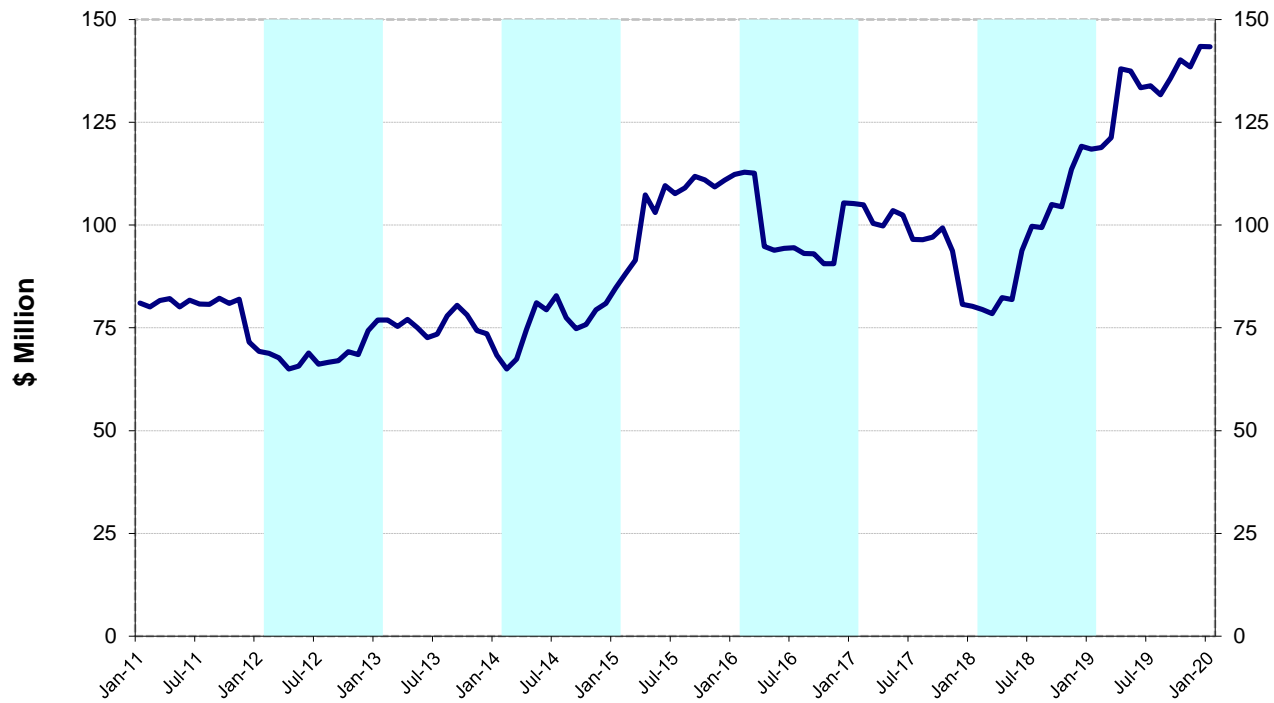
[Description of Sector](#)

Oregon Department of Revenue, Research Section  
February 6, 2020



# SECTOR: Finance and Insurance

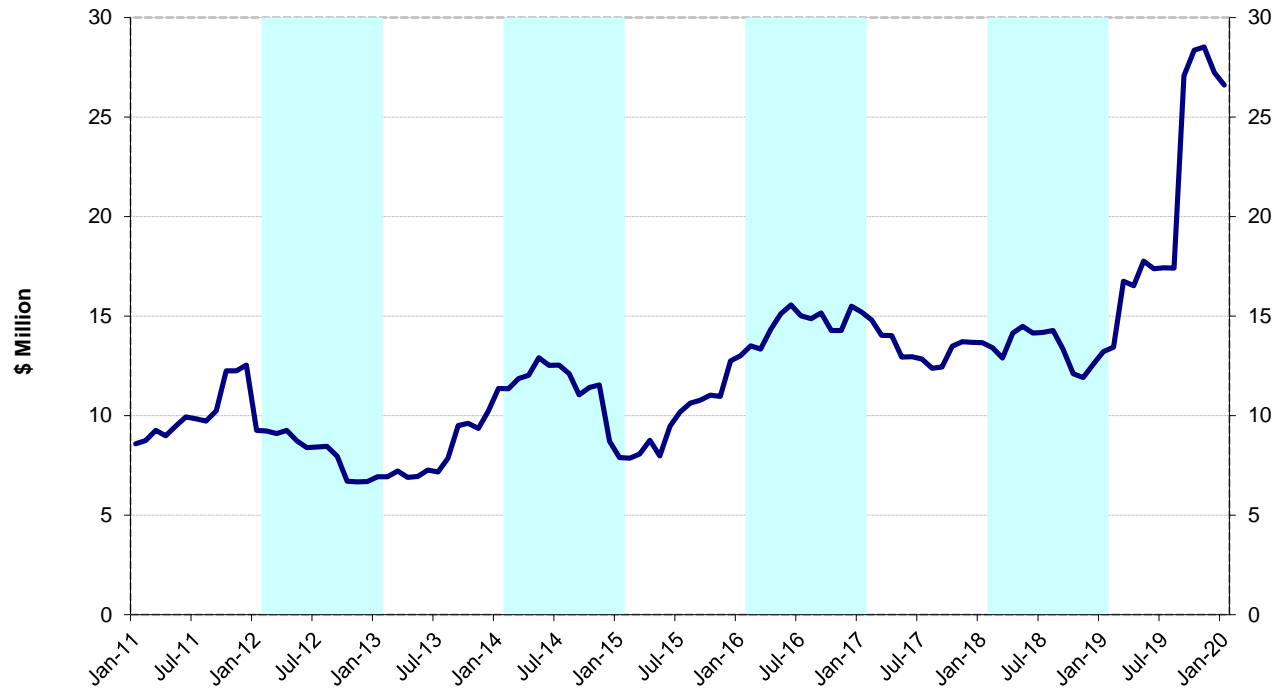
## Oregon Corporate Excise Tax Payments - 12-Month Moving Totals



[Description of Sector](#)

Oregon Department of Revenue, Research Section  
February 6, 2020

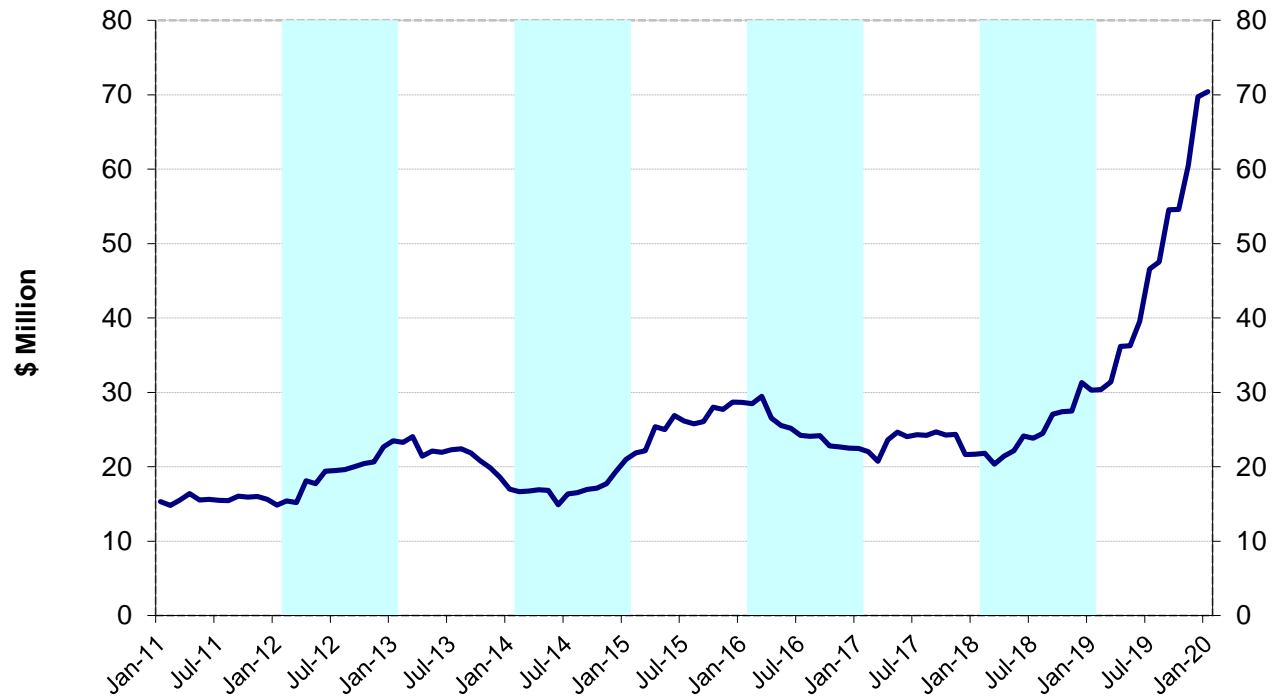
## SECTOR: Real Estate and Rental and Leasing Oregon Corporate Excise Tax Payments - 12-Month Moving Totals



[Description of Sector](#)

Oregon Department of Revenue, Research Section  
February 6, 2020

# SECTOR: Professional, Scientific, and Technical Services Oregon Corporate Excise Tax Payments - 12-Month Moving Totals

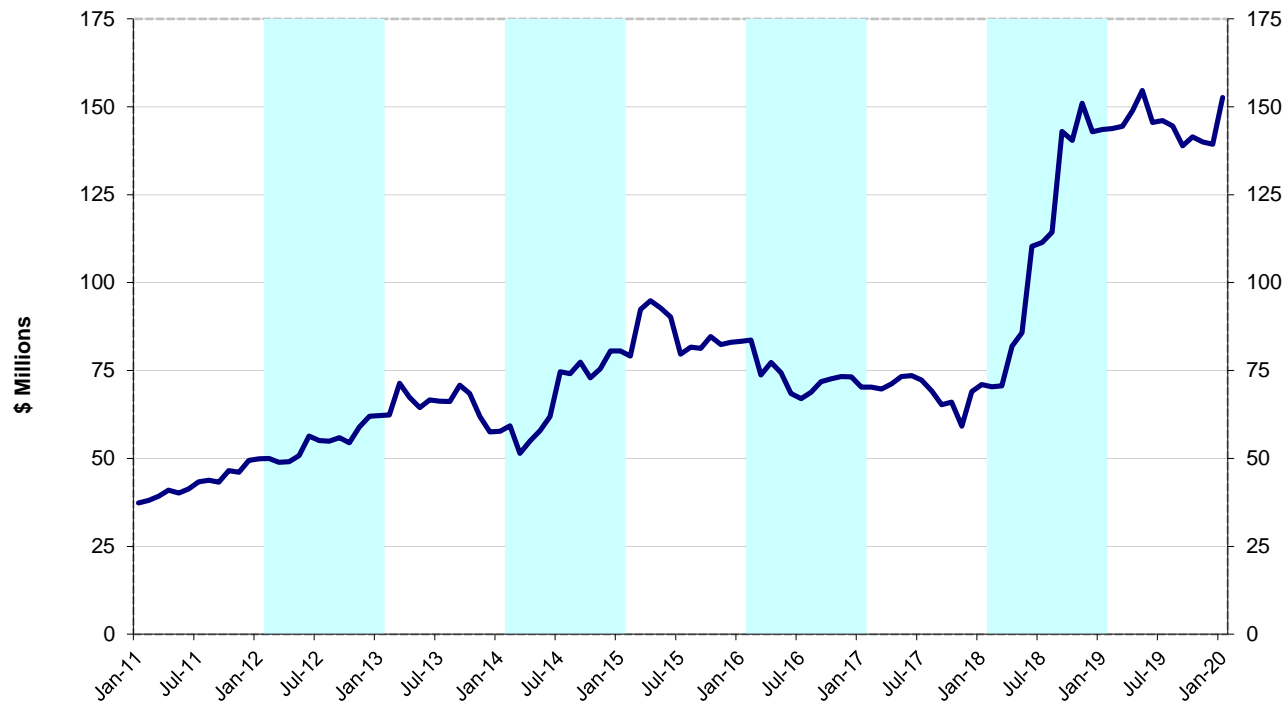


[Description of Sector](#)

Oregon Department of Revenue, Research Section  
February 6, 2020

# SECTOR: Management of Companies and Enterprises

## Oregon Corporate Excise Tax Payments - 12-Month Moving Totals



[Description of Sector](#)

Oregon Department of Revenue, Research Section  
February 6, 2020

# SECTOR: Administrative, Support, Waste Management, and Remediation

## Oregon Corporate Excise Tax Payments - 12-Month Moving Totals

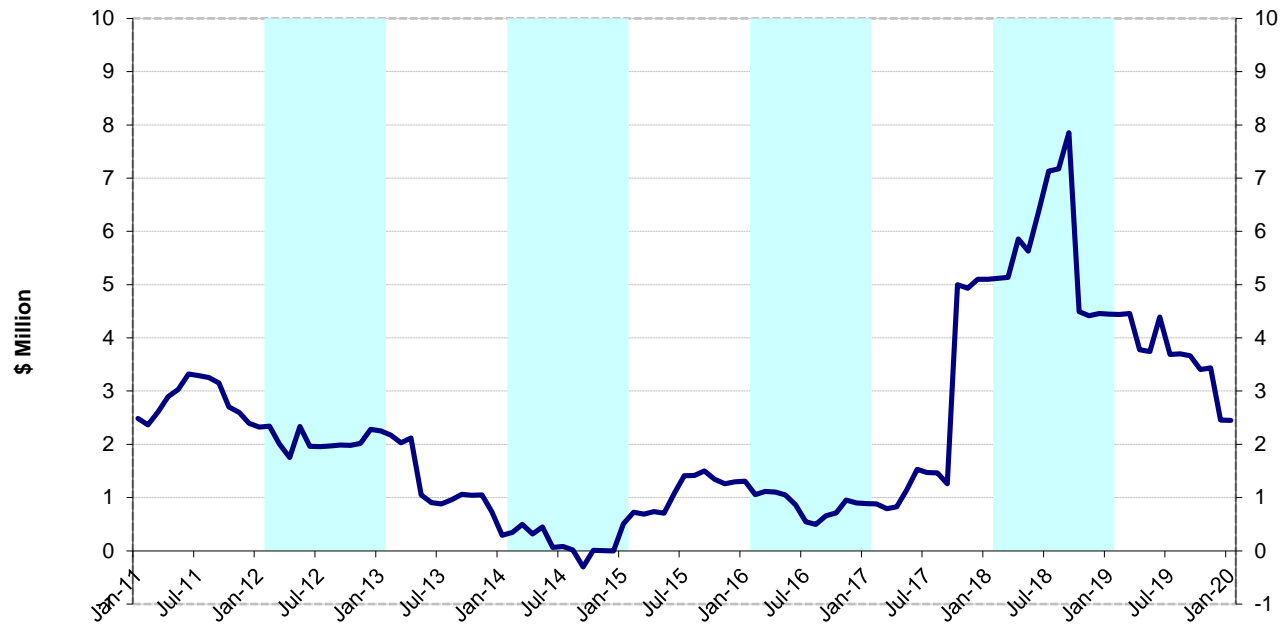


[Description of Sector](#)

Oregon Department of Revenue, Research Section  
February 6, 2020

# SECTOR: Educational Services

## Oregon Corporate Excise Tax Payments - 12-Month Moving Totals

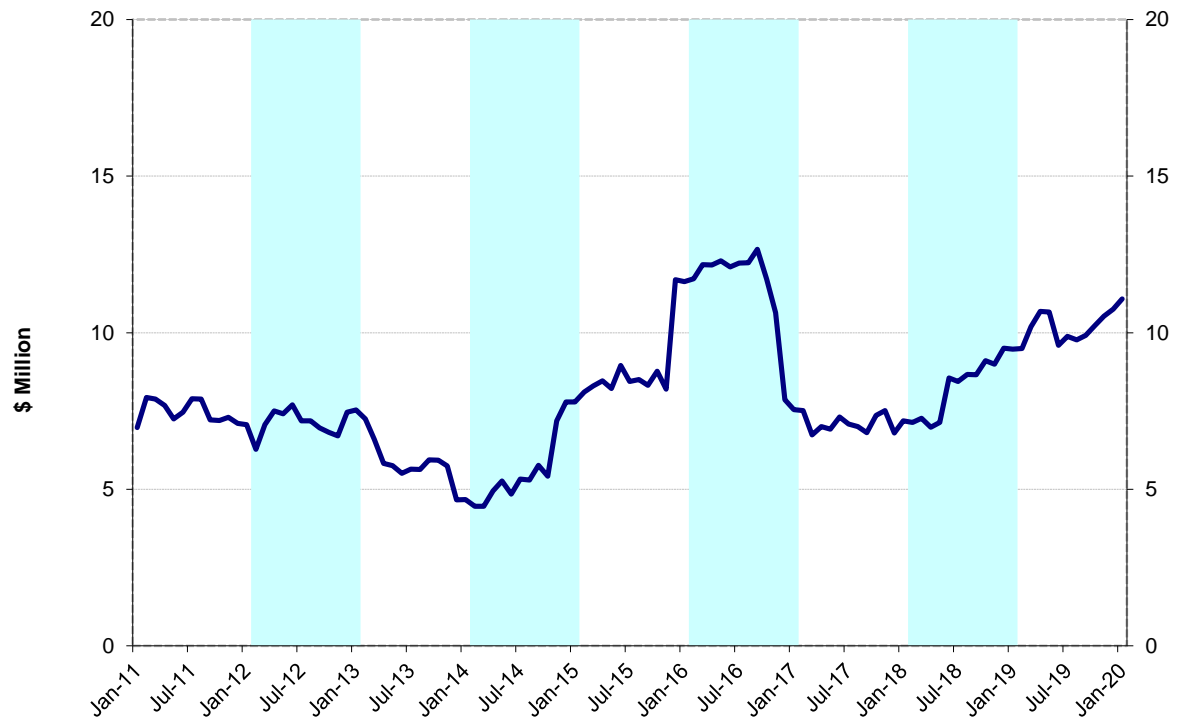


[Description of Sector](#)

Oregon Department of Revenue, Research Section  
February 6, 2020

# SECTOR: Health Care and Social Assistance

## Oregon Corporate Excise Tax Payments - 12-Month Moving Totals

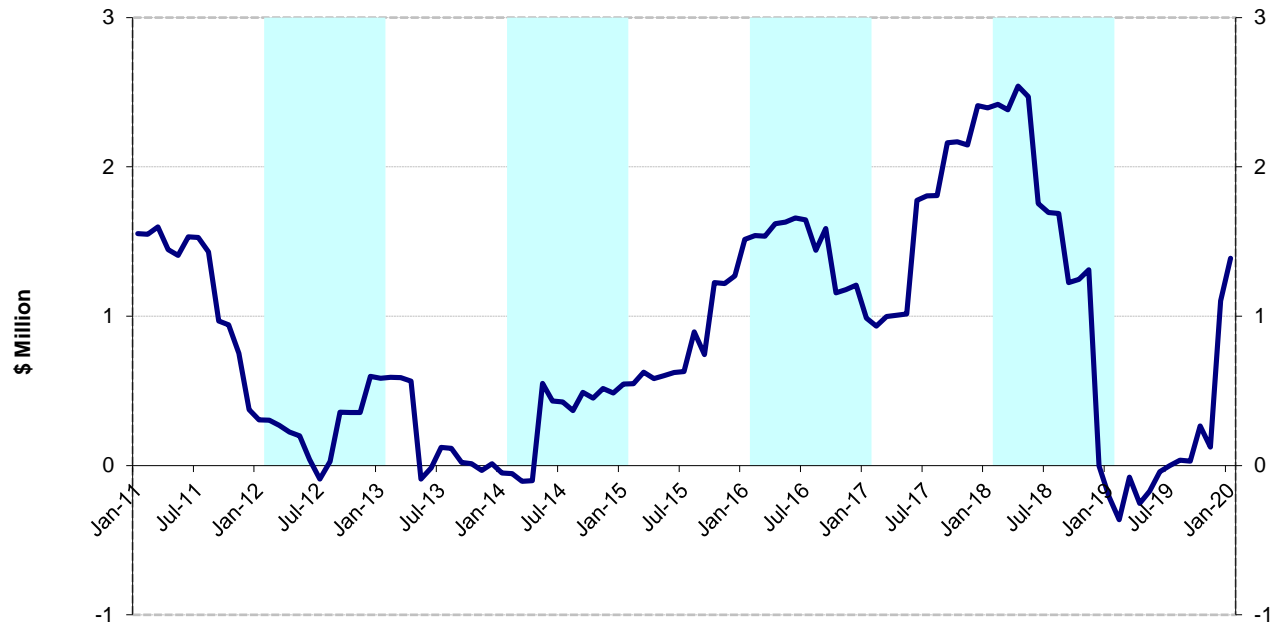


[Description of Sector](#)

Oregon Department of Revenue, Research Section  
February 6, 2020

# SECTOR: Arts, Entertainment, and Recreation

## Oregon Corporate Excise Tax Payments - 12-Month Moving Totals

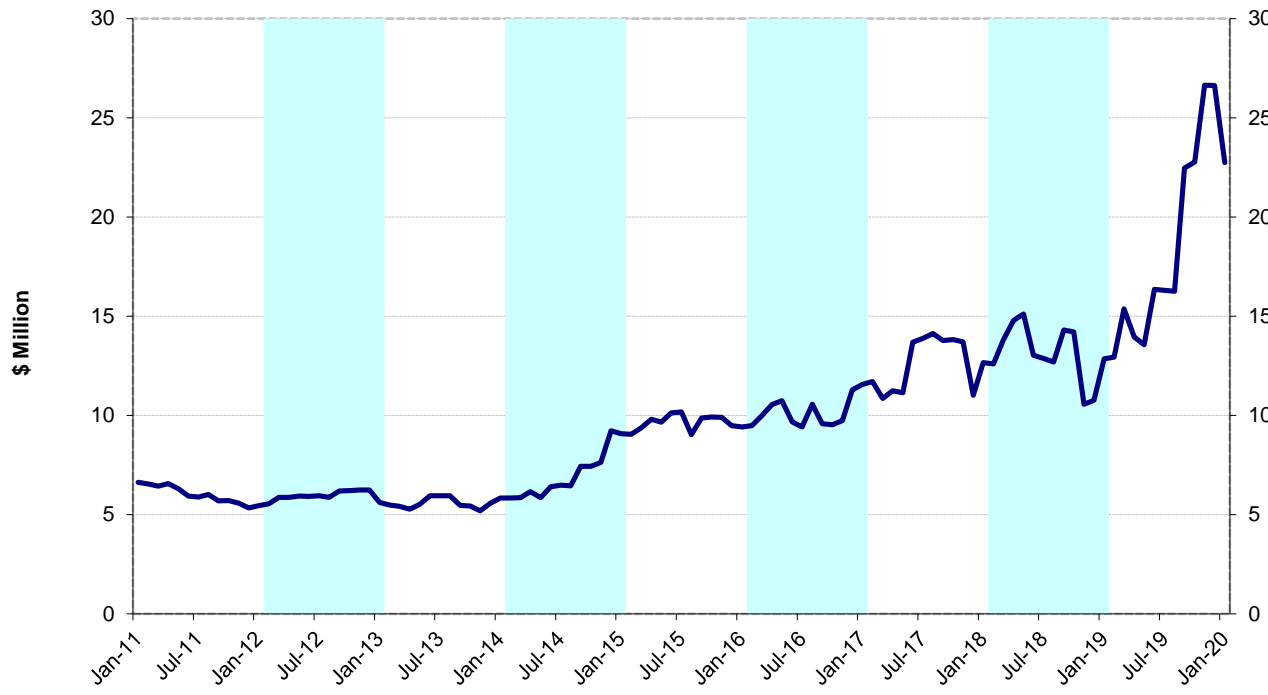


[Description of Sector](#)

Oregon Department of Revenue, Research Section  
February 6, 2020



# SECTOR: Accommodation and Food Services Oregon Corporate Excise Tax Payments - 12-Month Moving Totals

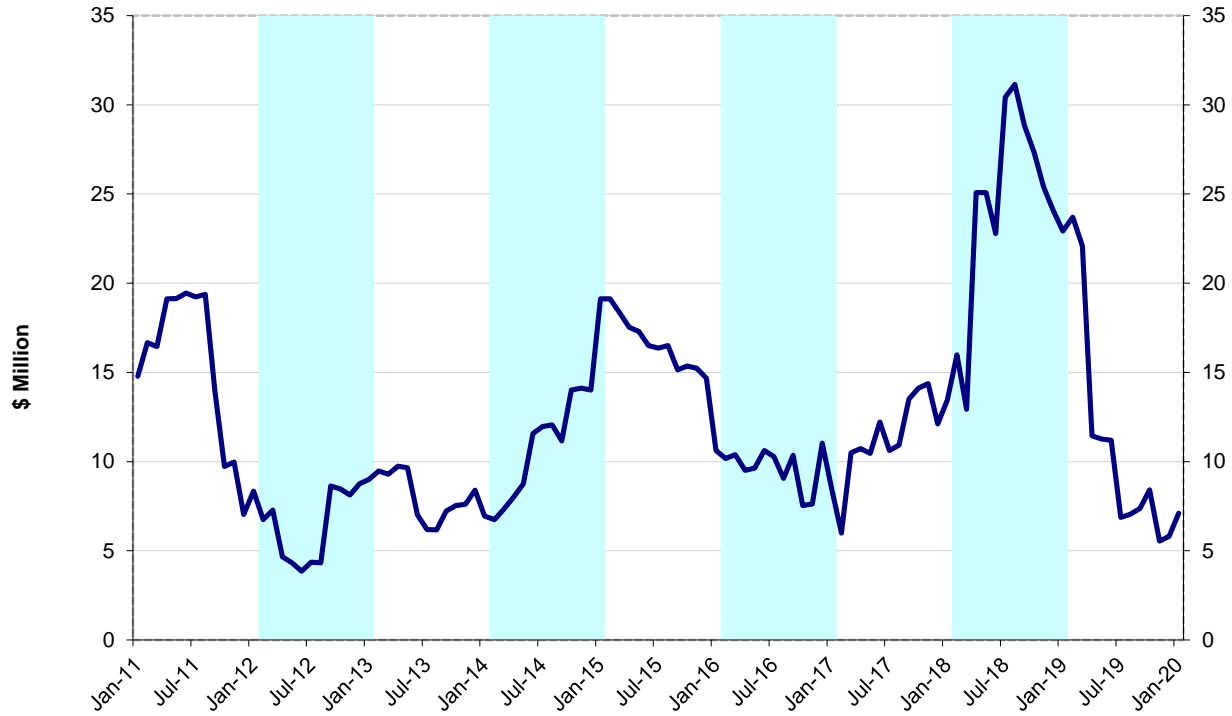


[Description of Sector](#)

Oregon Department of Revenue, Research Section  
February 6, 2020

# SECTOR: Other Services

## Oregon Corporate Excise Tax Payments - 12-Month Moving Totals

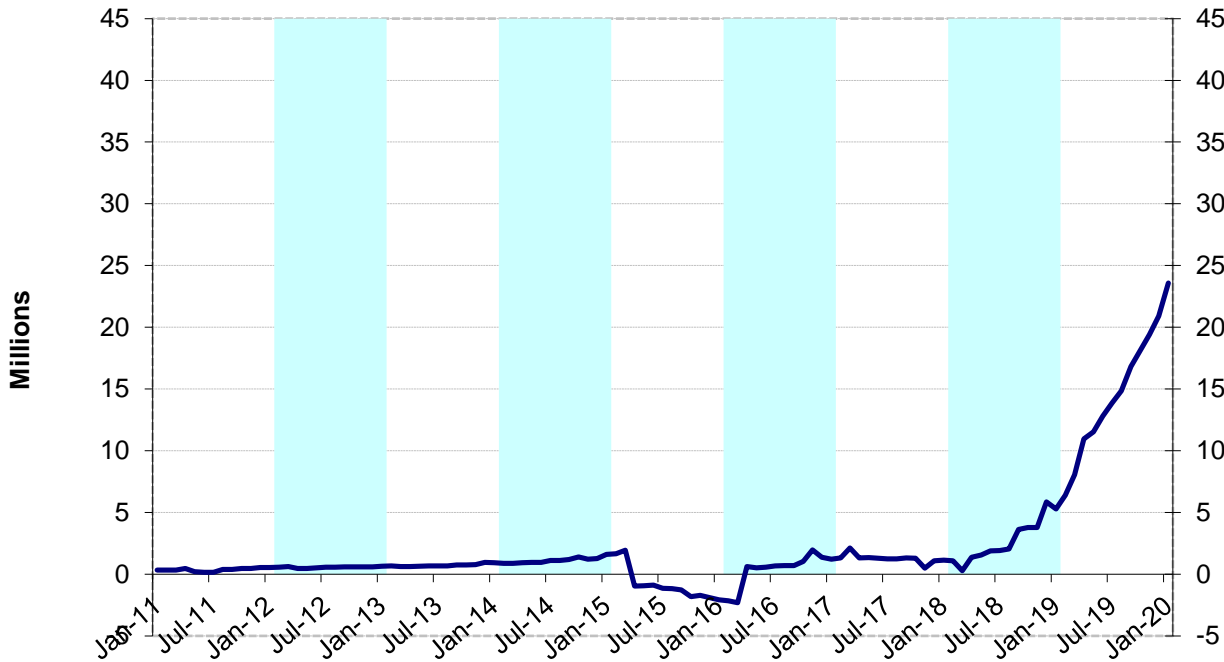


[Description of Sector](#)

Oregon Department of Revenue, Research Section  
February 6, 2020

# SECTOR: Unknown

## Corporate Excise Tax Payments - 12-Month Moving Totals



Oregon Department of Revenue

February 6, 2020

Data presented is based on our most current information. It is subject to continuous revision.