



OREGON  
DEPARTMENT OF  
EDUCATION

*Oregon achieves . . . together!*

# 2017-18 Cohort Graduation and NCES Dropout Rates

**Jon Wiens, Director of Accountability and Reporting**  
**Marc Siegel, Director of Communications**

Wednesday, January 23, 2019

The data and information you view today is embargoed. Embargoed data should not be shared publicly prior to 8:00 AM on January 24, but may be shared with school and district staff as needed.



OREGON  
DEPARTMENT OF  
EDUCATION

*Oregon achieves . . . together!*

# ODE's Mission

## OREGON DEPARTMENT OF EDUCATION

### MISSION

The Oregon Department of Education fosters equity and excellence for every learner through collaboration with educators, partners, and communities.

### VISION

Every student will have access to and benefit from a world-class, well-rounded, and equitable educational system.





# 2017-18 Graduation Highlights

- The overall 78.7% graduation rate is 2.0 percentage points higher than last year and 6.7 points higher than 2013-14.
- The increase in the graduation rate represents an additional 950 students getting a diploma.
- Our equity focused approach is paying off. Rate increases occurred in every student group, and many historically underserved student groups saw increases larger than the state average.
- Students who exited English Learner programs before high school graduate at a rate nearly four percentage points higher than the statewide average.
- Students taking CTE courses continue to graduate at a rate far higher than the statewide average.



# Definitions

- **Adjusted Cohort:** The number of students who started high school in a given school year, plus:
  - Students who transferred in from homeschooling, private schools, or outside of Oregon, but who were determined to have started high school in the same year
  - and minus:
    - Students who have a *documented* transfer out of Oregon public schools
    - Students who emigrated to another country
    - Students who are deceased



# Definitions

- **Graduates:** Students who earned a regular or modified high school diploma
- **Completers:** Includes graduates plus students who earned a GED, Extended Diploma, or Adult High School diploma





# Four-year Cohort Graduation Rate

- The number of students who earned a regular or modified high school diploma within four years of their first enrollment in high school

*Students in the adjusted cohort who  
earned a regular or modified diploma by August 31, 2018*

---

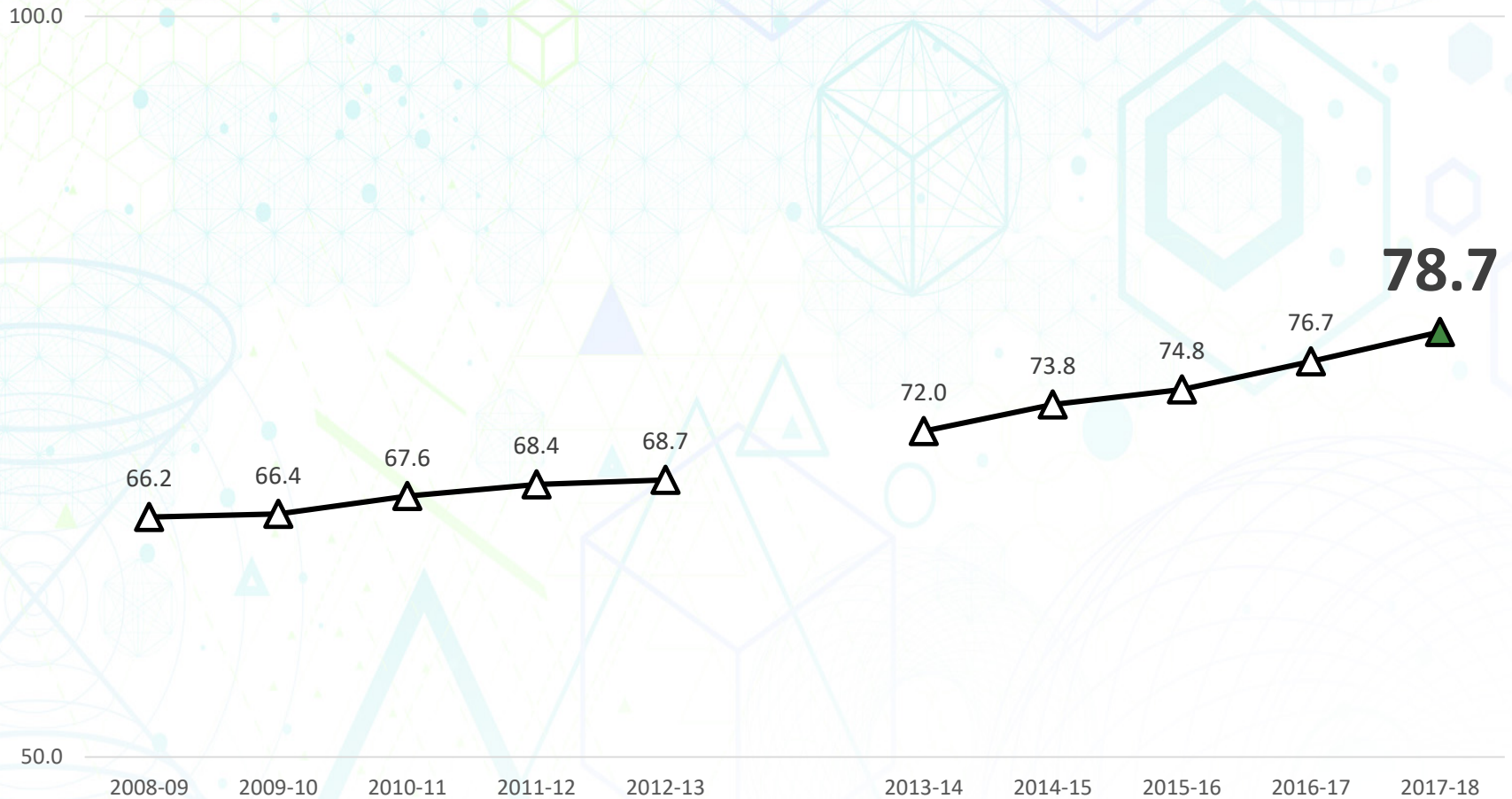
*Students in the adjusted cohort who  
started high school in the 2014 – 15 school year*



OREGON  
DEPARTMENT OF  
EDUCATION

*Oregon achieves . . . together!*

# Four-year Cohort Graduation All Students

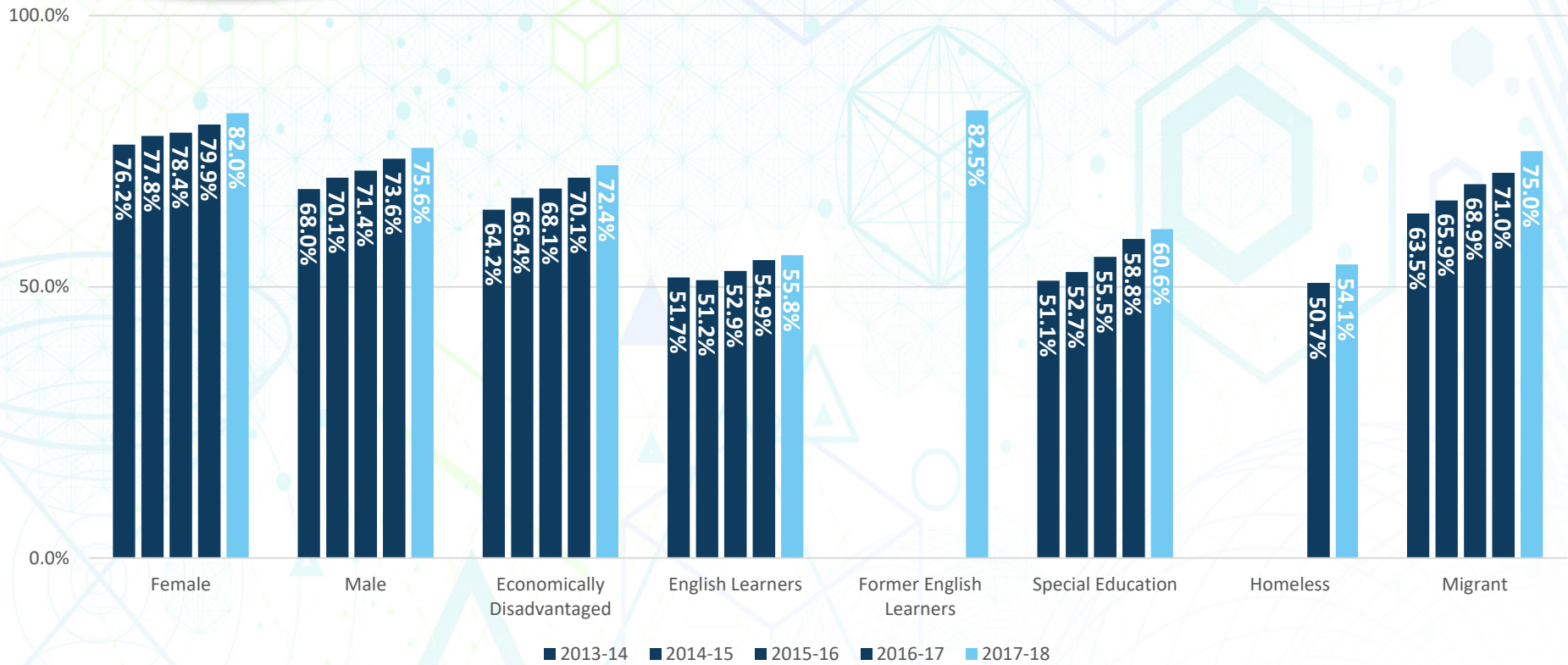




**OREGON**  
**DEPARTMENT OF**  
**EDUCATION**

*Oregon achieves . . . together!*

# Four-year Cohort Graduation Student Groups



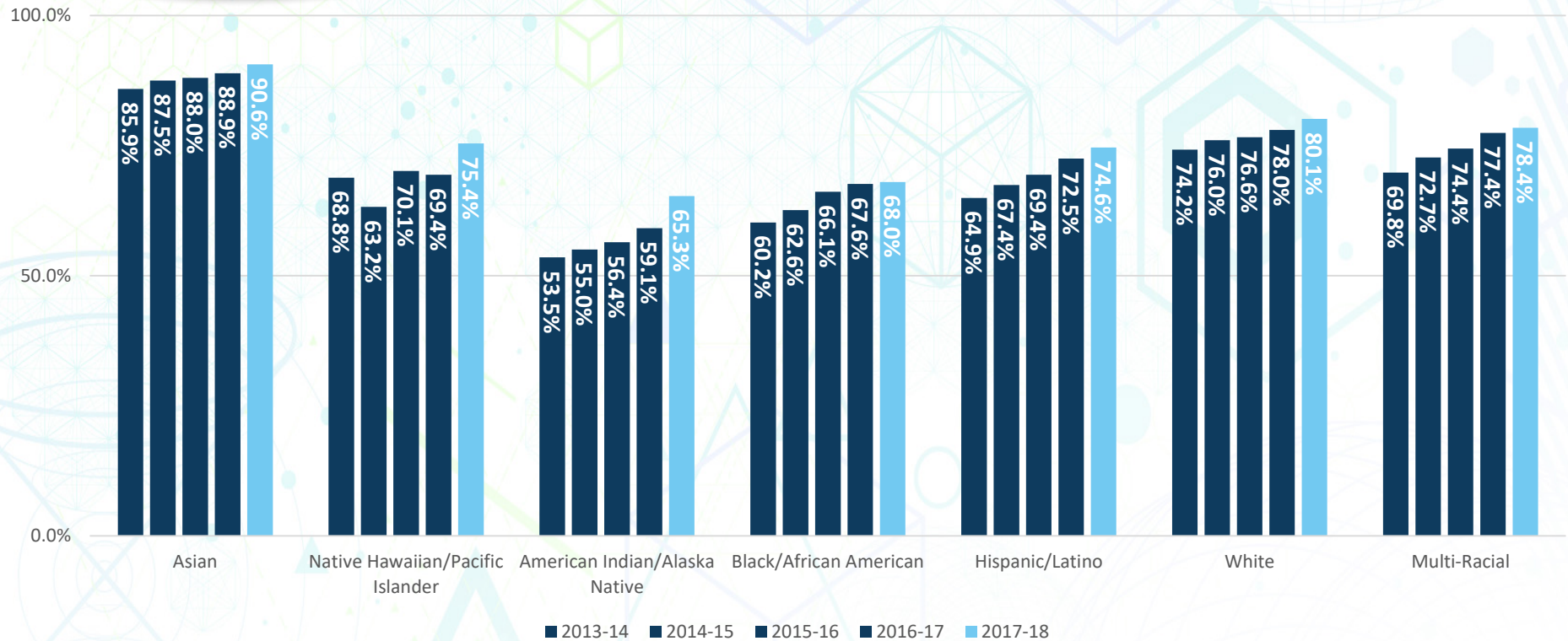




OREGON  
DEPARTMENT OF  
EDUCATION

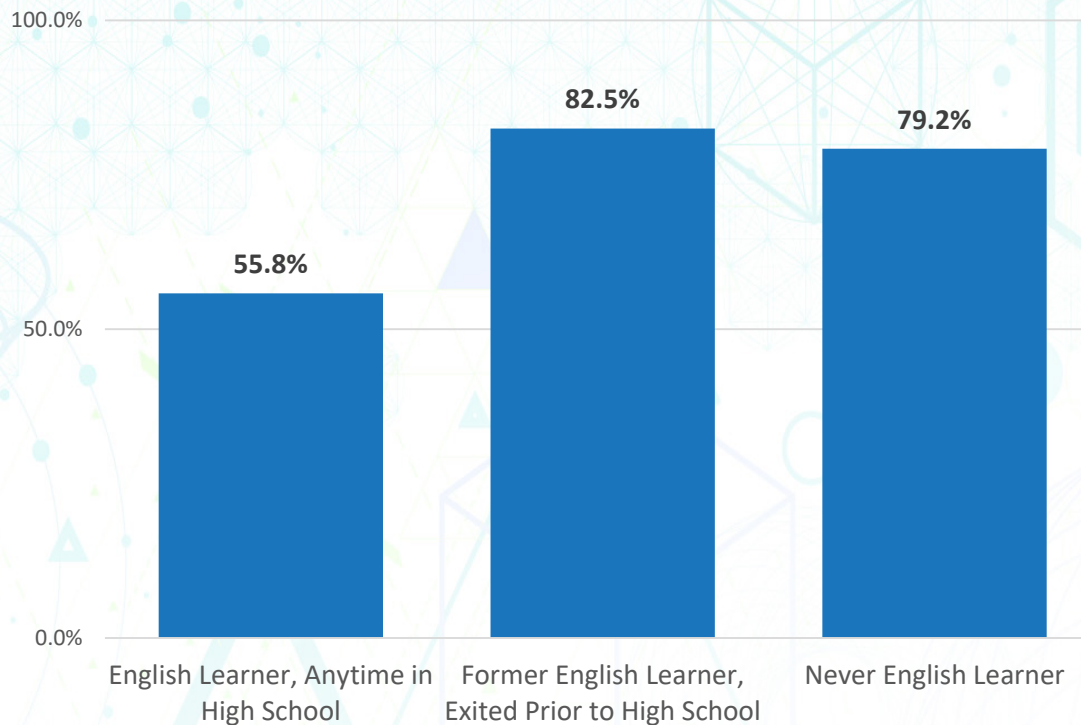
Oregon achieves . . . together!

# Four-year Cohort Graduation Race/Ethnicity Groups





## New Student Group: Former English Learner





## Five-year Cohort Completer Rate

Students who earned a:

- GED
- Adult High School Diploma
- Extended Diploma
- Oregon Diploma, or
- Modified Diploma

within 5 years of entering high school.

Note: Most of the students in this year's five-year rates were part of *last year's* four-year rates.

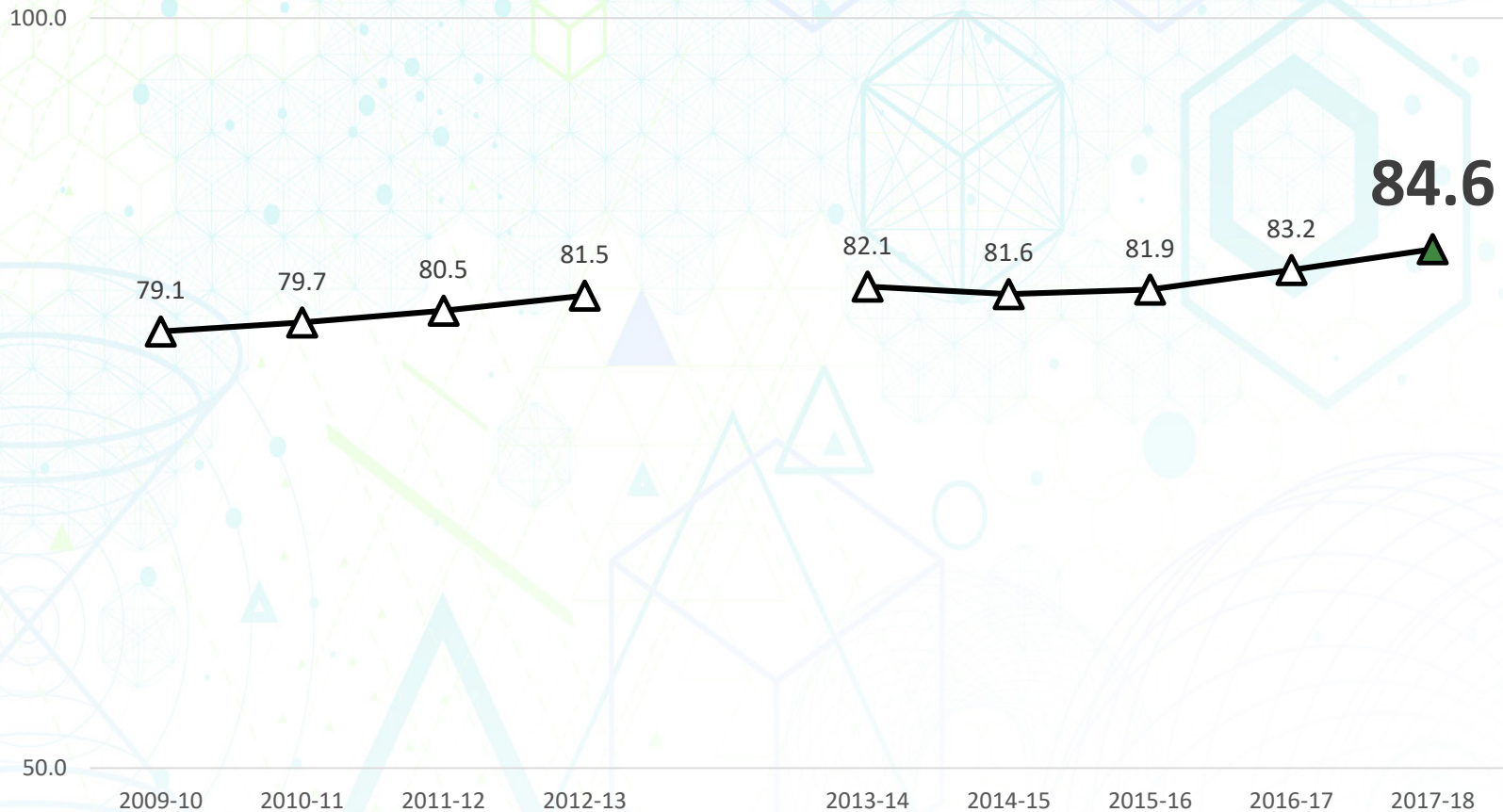




OREGON  
DEPARTMENT OF  
EDUCATION

*Oregon achieves . . . together!*

# Five-year Cohort Completer Rates All Students





# Other Rates

## NCES Dropout Rate

The number of students who:

- Dropped out during the 2017-18 school year, or completed the 2016-17 school year and did not return as expected; and
- Did not re-enroll by the beginning of October, 2018, or earn a credential.

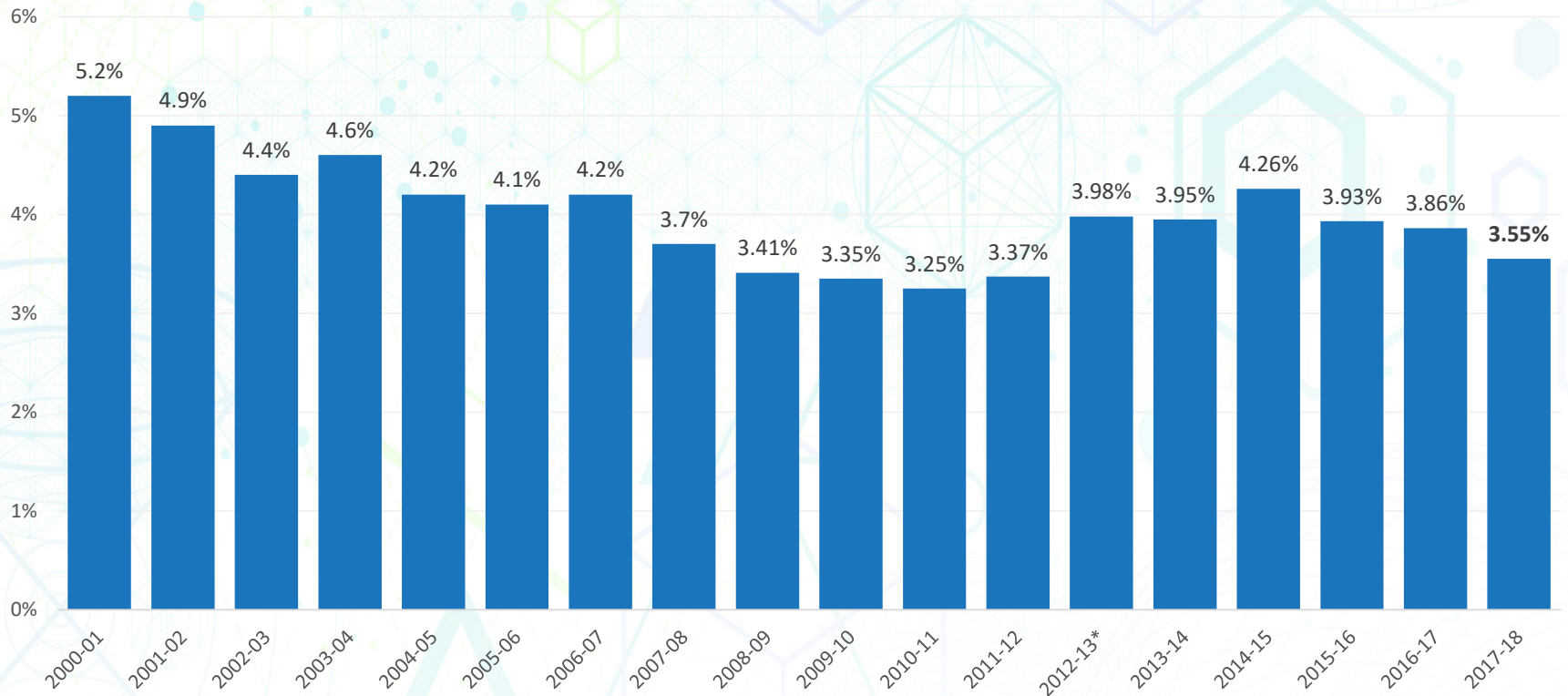
Divided by the total enrollment on October 2, 2017.



OREGON  
DEPARTMENT OF  
EDUCATION

*Oregon achieves . . . together!*

# NCES Dropout Rate All Students



\*Methodology changed





# Dropouts vs. Non-completers

The dropout rate includes all dropouts in a given year, irrespective of how long they have been enrolled in high school and whether they have dropped out previously.

The non-completer count includes students in the adjusted cohort who did not earn a credential or continue their enrollment, including students who left for medical reasons or earned vocational certificates.

There is some overlap between the groups, but they are not comparable. Oregon does not have a cohort dropout rate.



OREGON  
DEPARTMENT OF  
EDUCATION

*Oregon achieves . . . together!*

# Questions?

The data and information you view today is embargoed. Embargoed data should not be shared publicly prior to 8:00 AM on January 24, but may be shared with school and district staff as needed.



OREGON  
DEPARTMENT OF  
EDUCATION

*Oregon achieves . . . together!*

# ODE Contacts

## Graduation Data Questions:

**Jon Wiens**

**[Jon.Wiens@state.or.us](mailto:Jon.Wiens@state.or.us)**

## Communications:

**Marc Siegel**

**[Marc.Siegel@state.or.us](mailto:Marc.Siegel@state.or.us)**