



NAME OF ELEMENTARY SCHOOL

2000 Oregon Blvd. | Anytown, OR 97213
(503) 555-2000 | www.schools.hsd.k12.or.us/oregonhs

SUPERINTENDENT Dr. Jane Doe

PRINCIPAL John Doe

GRADES SERVED K - 5

For more report card measures including detailed demographic information visit www.oregonreportcard.com

FROM THE PRINCIPAL

Dear Parents and Community Members,

This redesigned annual report card issued by the Oregon Department of Education offers a comprehensive picture of what Anytown Elementary School offers.

In the 2012-2013 school year, Anytown Elementary School received an Overall State Rating of average. That means our students are performing about as well on standards-based tests and graduating in about the same numbers as students at other Oregon elementary schools. When compared to schools with similar student demographics, Anytown Elementary School is above average. That means our students are generally outperforming those at like-schools.

Key academic highlights:

- 89% met/exceeded state standards for reading
- 80% met/exceeded state standards for math

In the same time frame, however, we have seen relatively slow growth in our reading scores among English language learners. We've chosen to address this issue by focusing our resources on implementing the new Common Core State Standards (CCSS), which reinforce literacy across content areas. We promise to deliver the same excellence you have come to expect from us here at Anytown Elementary School.

You can help by monitoring your student's homework, attending parent-teacher conferences, or even volunteering. You can review your student's assignments and grades at any time by visiting www.anytowngrades.org.

We look forward to partnering with you over the coming year to make sure all of our students reach their potential!

Thank you,



Principal | John Doe

SCHOOL PROFILE

Enrollment	1,000
K-3	480
4-5	520
Change from previous year	+ 3.2%
Students attending 90% or more of enrolled days	87%

Average class size in core classes	19.7
Change from previous year	+ 2

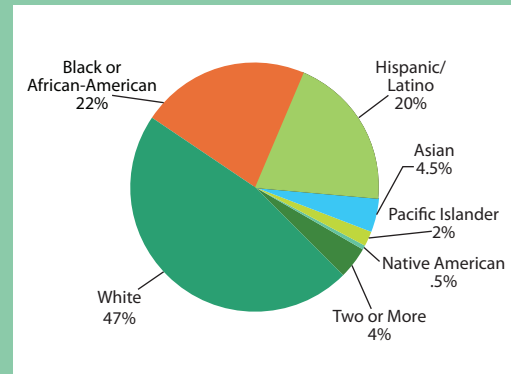
Based on certified classroom teachers and student enrollment on May 1

Select Demographics

English language learners	8%
<i>Students whose first language is not English who receive direct language instruction or who have completed a language instruction program</i>	
Low income students	46%
Students with disabilities	13%

Number of different languages spoken:	6

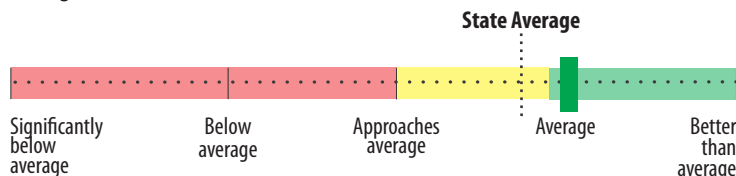
STUDENTS



OVERALL STATE RATING HOW ARE STUDENTS AT THIS SCHOOL PERFORMING COMPARED TO THOSE AT OTHER SCHOOLS?

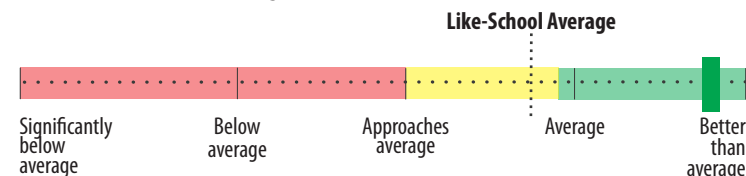
The overall state rating is intended to summarize this school's particular successes and challenges. It's based on a combination of three factors. These factors come from standards-based test scores in reading and math from students in grades three, four and five. Please be aware that this rating is based mainly on high-stakes testing and accordingly, represents a limited view of student performance. Other aspects of this report card are designed to put this rating in the proper context.

Compared to other elementary schools statewide, this school is about average.



- Significantly below average** = Falls into the bottom x% of schools
- Below average** = Falls between x% and x% of schools
- Approaches average** = Falls between x% and x% of schools
- Average** = Falls between x% and x% of schools
- Better than average** = Falls into the top x% of schools

Compared to elementary schools with similar student demographics, this school is better than average.



- Significantly below average** = Falls into the bottom x% of schools
- Below average** = Falls between x% and x% of schools
- Approaches average** = Falls between x% and x% of schools
- Average** = Falls between x% and x% of schools
- Better than average** = Falls into the top x% of schools



NAME OF ELEMENTARY SCHOOL

2000 Oregon Blvd. | Anytown, OR 97213
 (503) 555-2000 | www.schools.hsd.k12.or.us/oregonhs

SUPERINTENDENT Dr. Jane Doe

PRINCIPAL John Doe

GRADES SERVED K - 5

For more report card measures including detailed demographic information visit www.oregonreportcard.com

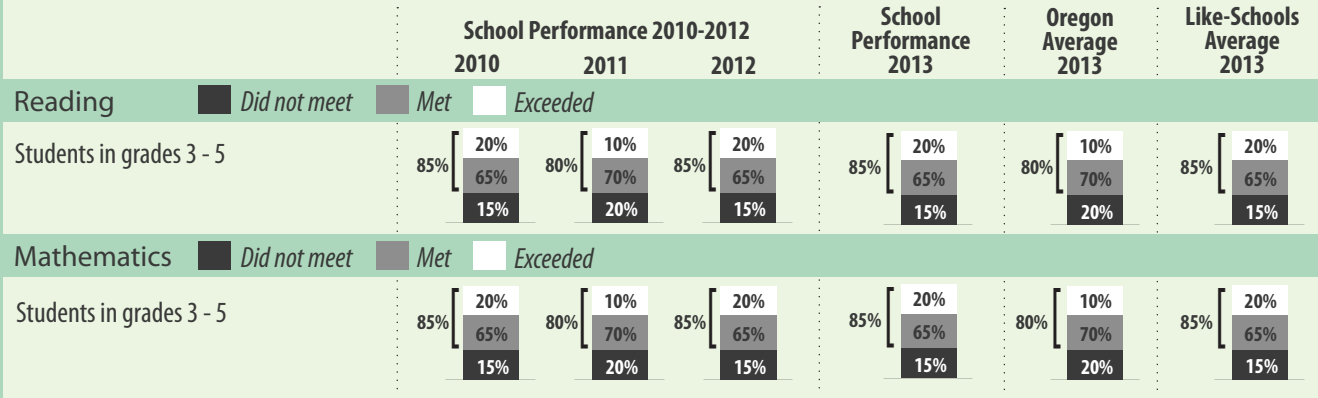
PROGRESS ARE STUDENTS MAKING ADEQUATE GAINS OVER TIME?

SCHOOL PERFORMANCE

Students meeting or exceeding state standards on exams

Did at least 95% of students at this school take state exams? Yes No

Participation rate criteria are in place to ensure schools test as many eligible students as possible



STUDENT GROUP OUTCOMES

Key outcomes for key student groups at this school compared to the same groups statewide

Only groups at this school with 10 or more students are represented to ensure confidentiality.

	School Performance 2013	Oregon Average	School Compared to OR Average	School Performance 2013	Oregon Average	School Compared to OR Average	School Performance 2013	Oregon Average	School Compared to OR Average
English language learners (ELL)				American Indian/Alaskan native			Multi-racial/Multi-ethnic		
Reading	95%	95%	--	Reading	95%	95%	Reading	95%	95%
Mathematics	90%	85%	+5%	Mathematics	90%	85%	Mathematics	90%	85%
Low income students				Asian/Pacific Islander			Females		
Reading	95%	95%	--	Reading	95%	95%	Reading	95%	95%
Mathematics	90%	85%	+5%	Mathematics	90%	85%	Mathematics	90%	85%
Students with disabilities				Black/African-American			Males		
Reading	95%	95%	--	Reading	95%	95%	Reading	95%	95%
Mathematics	90%	85%	+5%	Mathematics	90%	85%	Mathematics	90%	85%
Migrant students				Hispanic/Latino					
Reading	95%	95%	--	Reading	95%	95%			
Mathematics	90%	85%	+5%	Mathematics	90%	85%			
Talented and Gifted (TAG) students				White (not of Hispanic origin)					
Reading	95%	95%	--	Reading	95%	95%			
Mathematics	90%	85%	+5%	Mathematics	90%	85%			

Visit www.oregonreportcard.org for additional state exam results



NAME OF ELEMENTARY SCHOOL

2000 Oregon Blvd. | Anytown, OR 97213
(503) 555-2000 | www.schools.hsd.k12.or.us/oregonhs

SUPERINTENDENT Dr. Jane Doe

PRINCIPAL John Doe

GRADES SERVED K - 5

For more report card measures
including detailed demographic information
visit www.oregonreportcard.com

CURRICULUM & LEARNING ENVIRONMENT What is this school doing to improve student learning and to prepare students for the future?

SCHOOL READINESS

Students entering Kindergarten ready to learn: 91%

School does not meet/meets the state standard of 150 minutes/week for students in grades K-5 the entire school year

Bullying and harassment prevention program

Universal/daily breakfast program

School-based health clinic

Counseling for emotional, academic and behavioral issues

City Clinic, a private non-profit, has partnered with this school to provide free or reduced-cost health services

ACADEMIC ENRICHMENT

Talented & gifted (TAG) program
Spanish immersion program

ACADEMIC SUPPORT

Bilingual/ESL model program: support based on language proficiency level and grade level

Special education program: support for students with qualified learning disabilities

The Parent-Teacher Association (PTA) funded two teacher's aide positions

EXTRACURRICULAR ACTIVITIES & AFTER SCHOOL PROGRAMS

EXTRACURRICULAR ACTIVITIES

Interscholastic sports: 14

Theatrical shows: 2

Students participating in at least 1 extracurricular activity: 42%

AFTER SCHOOL PROGRAMS

Childcare

Winter arts & crafts

Family Write Night

Parenting & life skills classes

FEDERAL TITLE 1 DESIGNATION

Priority Focus Model

This designation applies only to high poverty schools that qualify for federal Title 1 funds. Priority schools rank in the bottom 5% of high poverty schools in the state. These schools generally have very low student test scores and need additional support to make improvements.