



OREGON
DEPARTMENT OF
EDUCATION

Oregon achieves . . . together!

FINDING ENTITLEMENT IN WBSCM

Locating the Entitlement Summary Report

1. Log in to WBSCM
2. Click on the "Reports" tab at the top of the page
3. Click "Entitlement Management" in the left hand column
4. Click "Entitlement/Bonus Summary Report"



The screenshot displays the WBSCM (Web-Based Supply Chain Management) interface. At the top, the USDA logo and "United States Department of Agriculture" are visible, along with the "WBSCM" logo. The navigation bar includes "Home", "Operations", "Admin", "Reports", and "Help". The "Reports" tab is selected, and the breadcrumb trail shows "Reports > Order Processing > Entitlement Management > Entitlement/Bonus Summary Report".

On the left side, there is a sidebar menu under "Entitlement Management" with the following items:

- Entitlement/Bonus Summary Report
- RA Entitlement/Bonus De...
- Domestic Ship-To Contacts ...
- Multi-Food Received Shipme...
- Multi-Food Requisition Report
- Redistribution/Redonation De...
- Requisition Status Report
- Value of Commodities Receiv...
- Value of Materials Received ...

The main content area is titled "Reports : Input Criteria" and contains the following elements:

- Execute | Print PDF Output
- Entitlement/Bonus Summary Report** (with a printer icon)
- Reset Values
- Show Variants

The input criteria section includes the following fields:

- Program: * (dropdown menu)
- Program Year: * (dropdown menu) To (dropdown menu)
- SDA Region Code: (dropdown menu)
- RA / SDA Number: (text input field containing "4008594")
- Sold-To State: (dropdown menu) To (dropdown menu)





Opening Entitlement Summary Report

1. Fill in "NSLP" for the Program
2. Fill in the Program Year (for example 2024 for School Year 2023-24)
3. Click "Print PDF"


Welcome to Entitlement/Bonus Summary Report

All required fields are marked with a red asterisk (*). Dates are formatted as: MM/DD/YYYY.

Search Criteria

 Execute
  Reset
  Print to PDF
 

 [Show Variants](#)

* Program:  
 * Program Year: To 
 SDA Region Code:  
 RA / SDA Number: 
 Sold-To State:  To 

NOTE:

For disaster funding that spans multiple program years, the values are reported in the program year that the disaster assistance ends.

Entitlement/Bonus Summary Report Details

Entitlement/Bonus Summary Report

Sold-To	Program	Year	Beg. Ent. Balance	DOD Fresh Amount	Ent. Order Total	Ent. Pounds	Ending Balance	Bonus Order Total	Bonus Pounds
4008594 A ODE Unallocated Products SALEM, OR	NSLP	2024	\$43,126	\$0	\$2,587	675	\$40,539	\$0	0
1 Record(s)					\$2,587	675	\$40,539	\$0	0

Scroll past the first page to get to the report.

You can see the beginning balance for the year ('Beg. Ent. Balance' column), allocations for DoD ('DoD Fresh Amount' column, Orders ('Ent. Order Total' column) and finally the remaining entitlement balance available in the 'Ending Balance' column.

This report can be saved or printed to retain for future reference.



OREGON
DEPARTMENT OF
EDUCATION

Oregon achieves . . . together!

If you have questions or need assistance with WBSCM,
please contact the ODE USDA Foods Distribution Team at
ode.fooddistribution@ode.oregon.gov