



# African American/Black Student Success Plan Advisory Group Meeting

Oregon State Library

November 6, 2015 | 9:00 a.m. – 2:00 p.m.



DEPARTMENT OF  
EDUCATION



# Welcome

Co-chair Joyce Harris

Co-chair Charles McGee



# Updates

- Review Draft Project Charter
- Review 10/23 Meeting Minutes



# **African American/Black Student Achievement, Enrollment and Graduation Data Updates**

*Jon Wiens*

*Manager, Accountability and Reporting  
Oregon Department of Education*

*Brian Reeder*

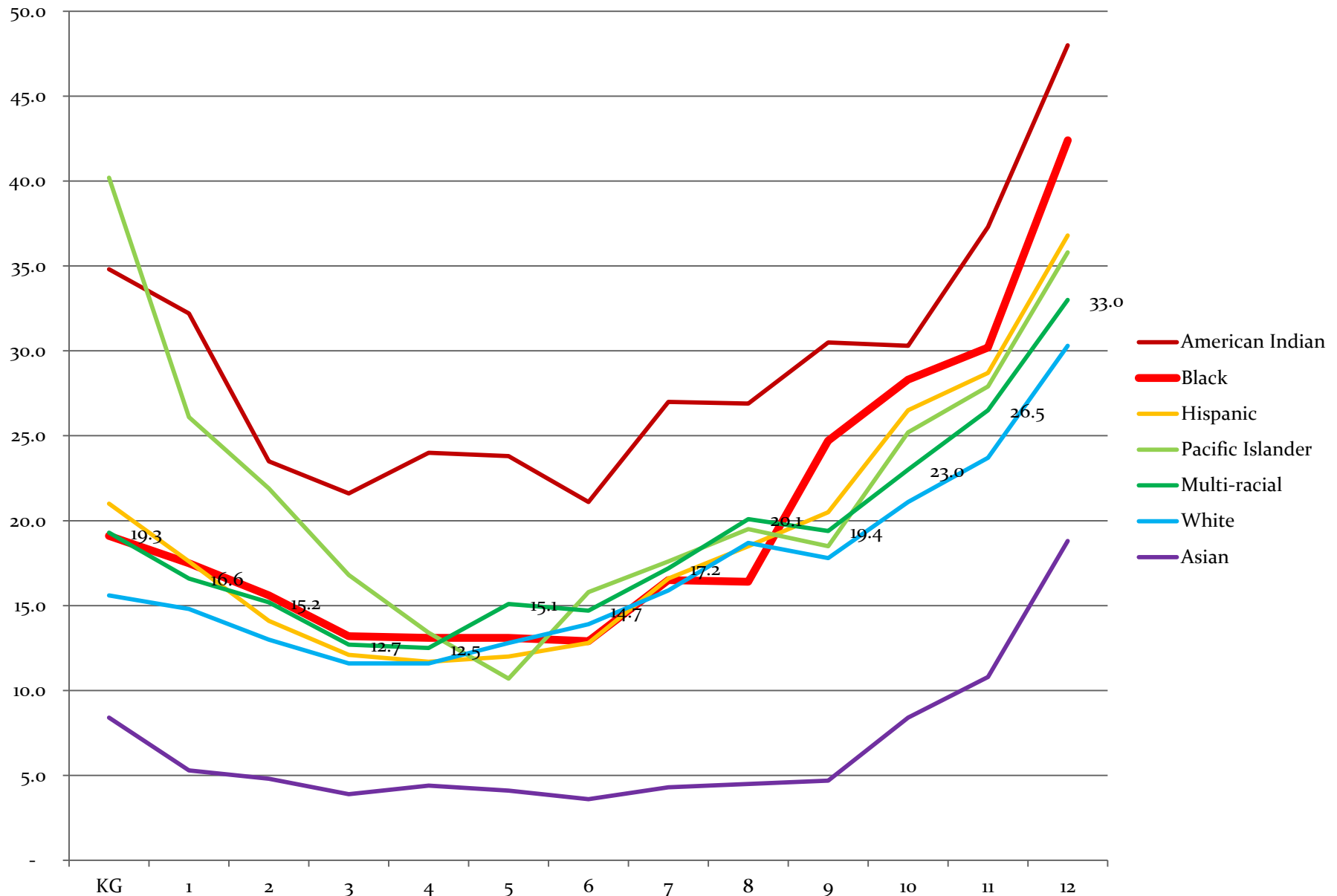
*Assistant Superintendent, Research and Data Analysis  
Oregon Department of Education*

# Chronic Absenteeism

- We define a student as chronically absent if they are absent (for any reason) for more than 10% of their enrolled days.
- Chart on the next page includes all students enrolled on May 1 with at least 75 days of enrollment in the district.



# Percentage of Students Chronically Absent from School, 2014-15

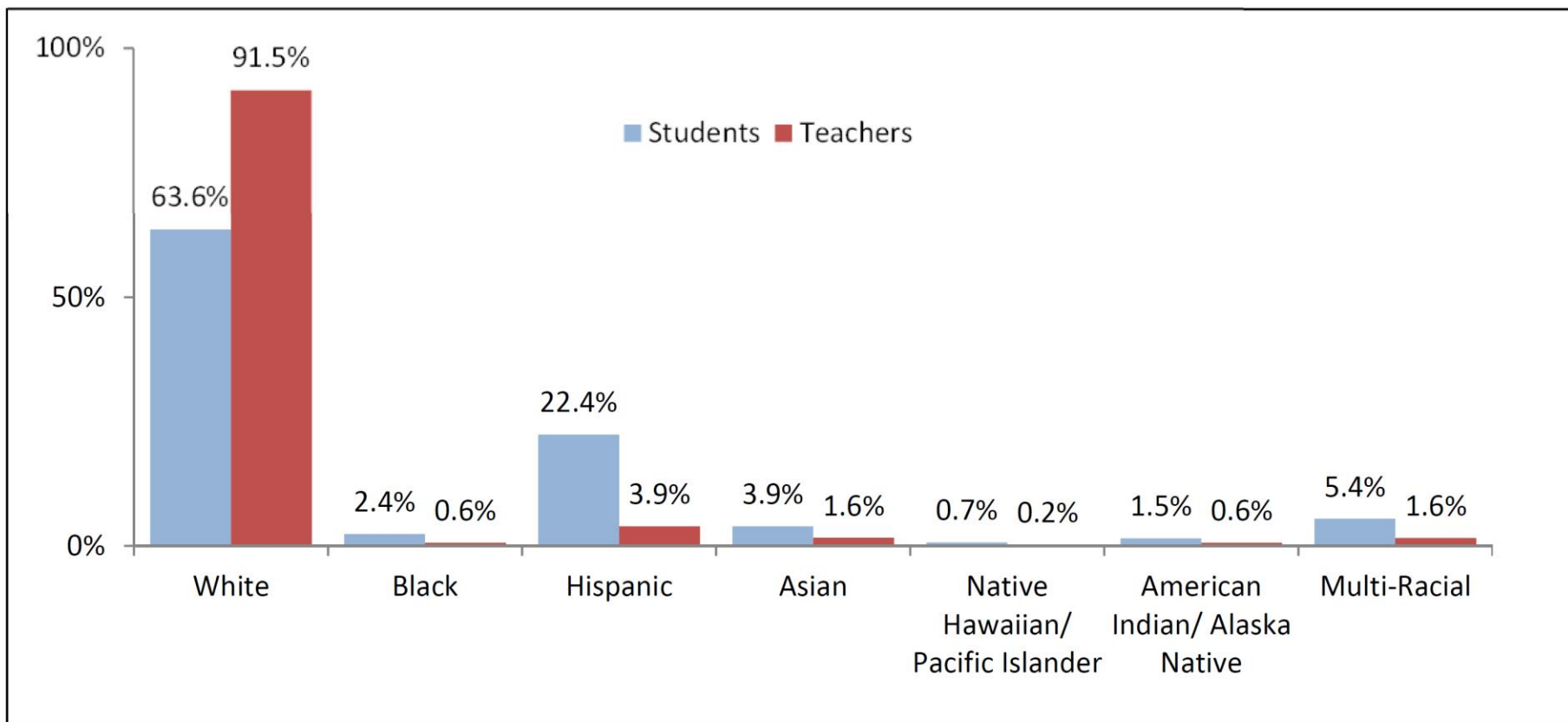


# Teacher/Student Ethnicity

- Statewide data for 2012-13 was included in the “2015 Oregon Educator Equity Report” available at <http://education.oregon.gov/accelerated-learning/#research>
- District-level data is available on each district’s report card, by grade band. These are available at: <http://www.ode.state.or.us/data/reportcard/reports.aspx>.
- A spreadsheet showing data for all districts is available at: <http://www.ode.state.or.us/data/ReportCard/Media.aspx>

# State Level Data

**Figure 2:** Race and Ethnicity of Students and Teachers, 2014-15



Source: Fall Membership and Staff Position Collections. Note: Multi-Racial does not include students or staff who reported Hispanic Ethnicity – they are all reported under Hispanic. See <http://www.ode.state.or.us/news/announcements/announcement.aspx?=4630> for more information.

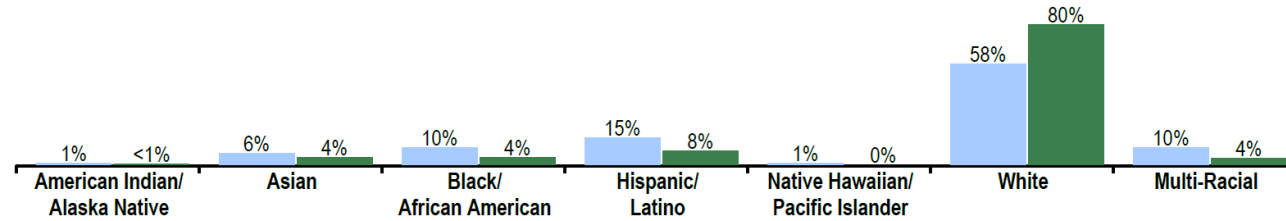


501 N Dixon St  
Portland, OR 97227 (503) 916-2000  
[www.pps.k12.or.us](http://www.pps.k12.or.us)

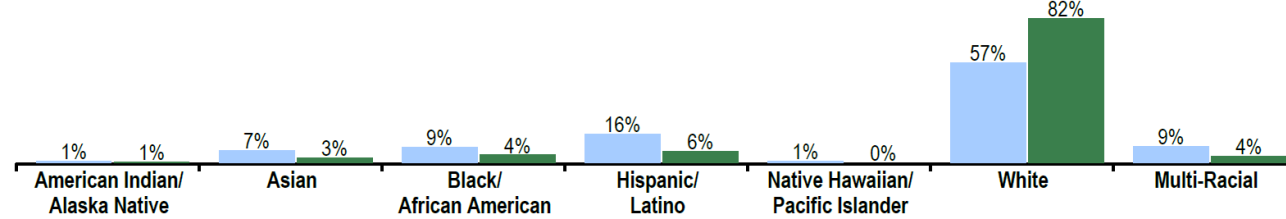
**RACE/ETHNICITY OF STUDENTS AND STAFF 2014-15**

Students Staff

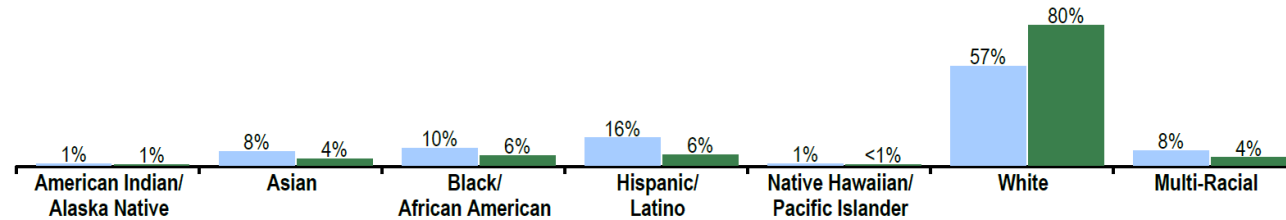
**Grades K-3**



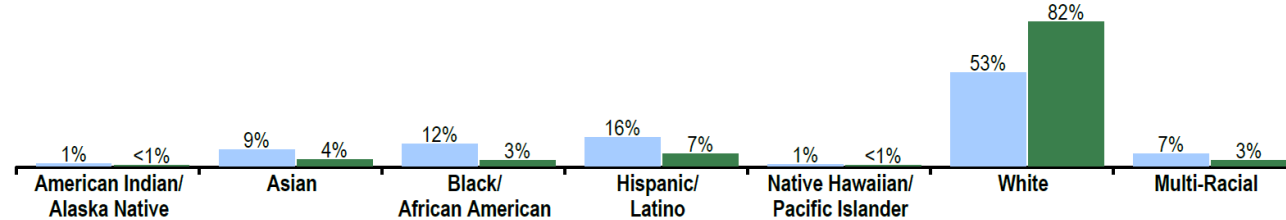
**Grades 4-5**



**Grades 6-8**



**Grades 9-12**

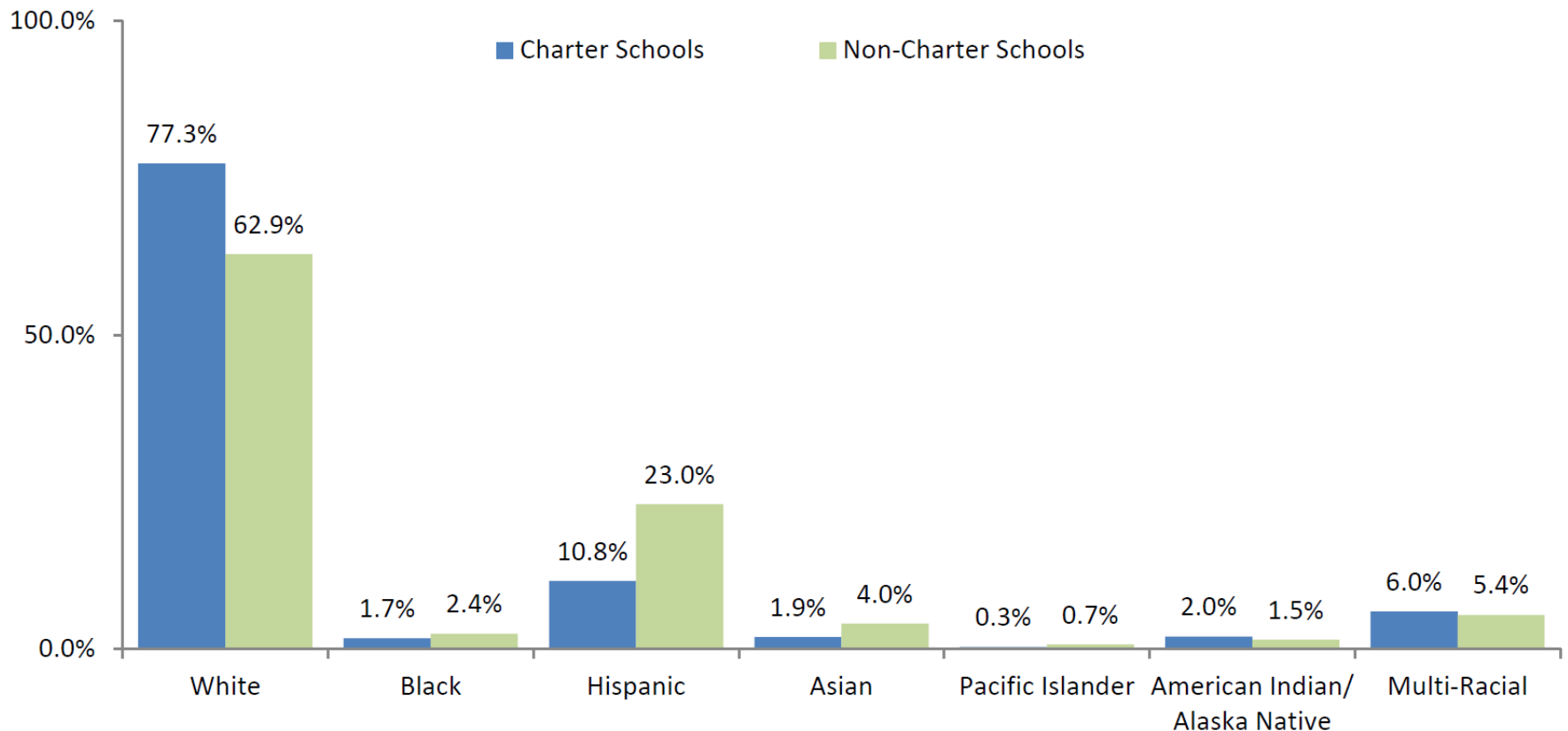


Sample district  
Race/ Ethnicity  
report

Reports are available at  
<http://www.ode.state.or.us/data/reportcard/reports.aspx>

# Charter School Enrollment

Charter School Enrollment by Ethnicity 2014-15



Source: Fall Membership 2014-15

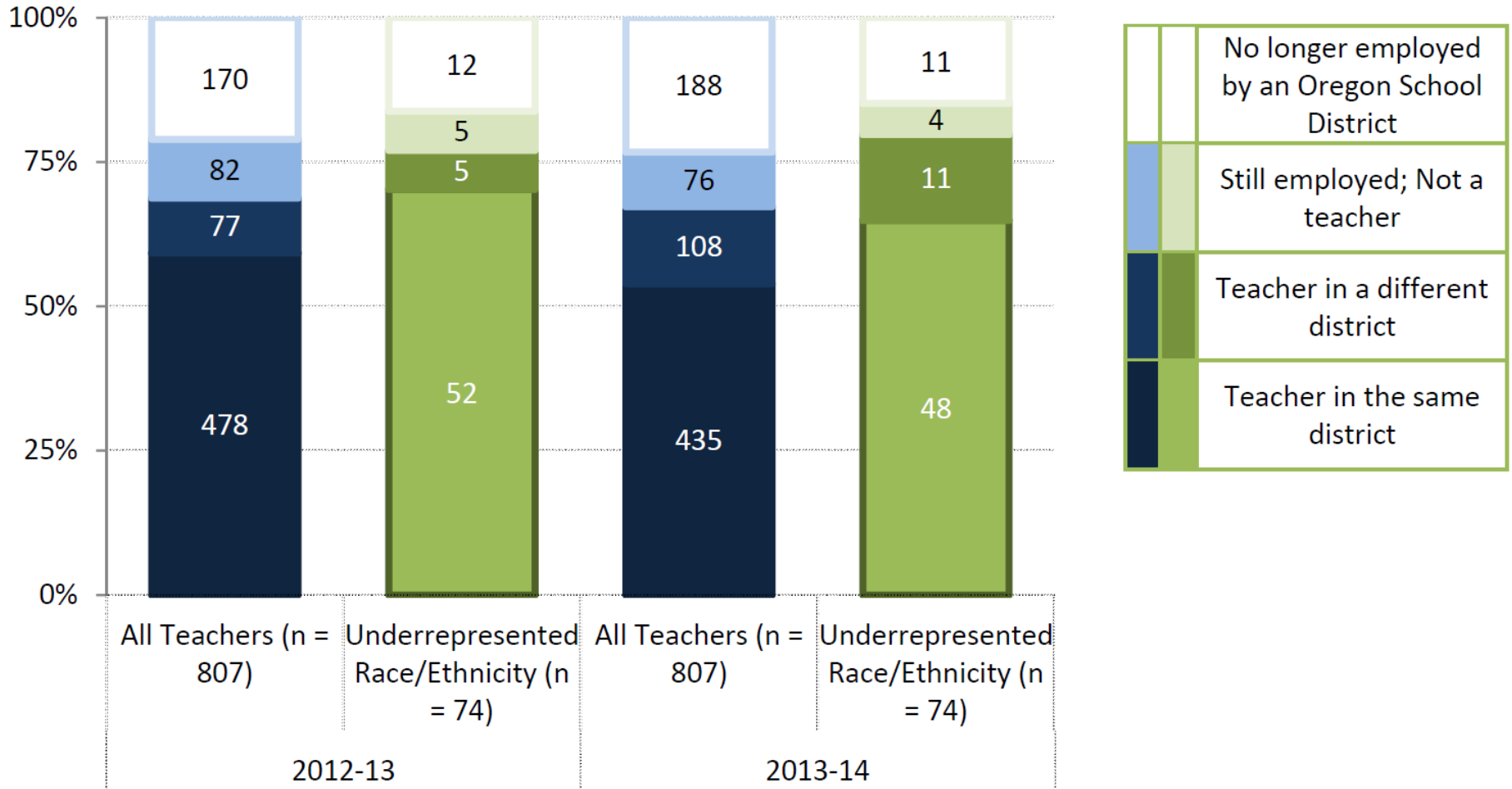
Note: Multi-Racial does not include students who reported Hispanic Ethnicity – those students are all reported under Hispanic. See <http://www.ode.state.or.us/news/announcements/announcement.aspx?=4630> for more information.

# Teacher Retention

- The graph shows subsequent employment of new teachers in 2011-12.
- Date is in the 2015 Oregon Educator Equity Report.
- Due to small counts, Hispanic, African American, Native American, and Pacific Islander were combined.
- New racially diverse teachers were slightly more likely to be remain employed and to remain employed as teachers.
- Title I (high poverty) schools were slightly more likely to employ racially diverse teachers.

**Figure 16: New Teachers in 2011-12, by Subsequent Year Employment and Race/Ethnicity**

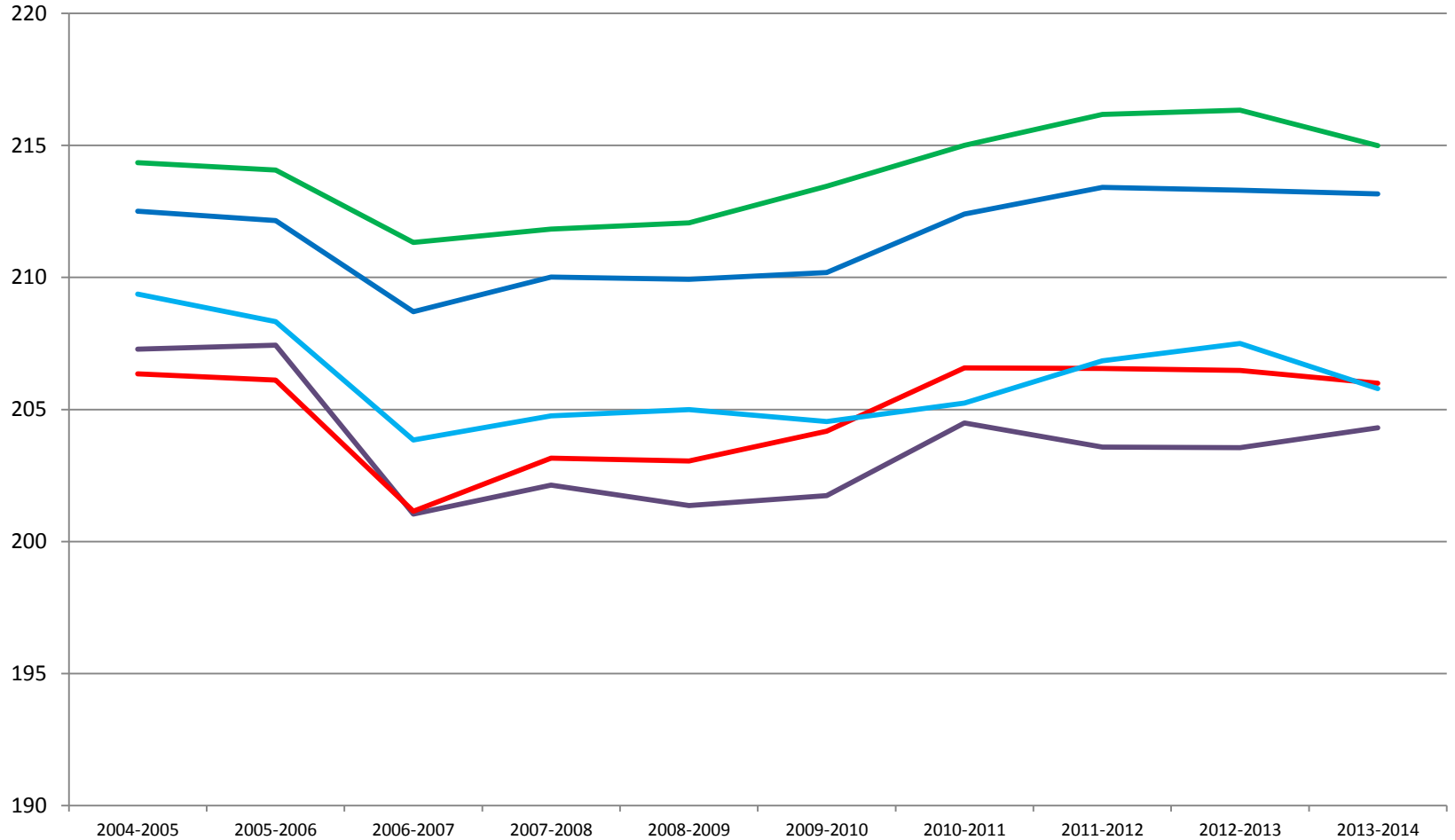
74 new racially diverse teachers hired in 2011-12 (Hispanic/Latino (N=29)). In this cohort, teachers of color (although still a very small group) were more likely than teachers as a whole to remain employed, and to remain employed as teachers.





# Trends in Math Assessment Scores

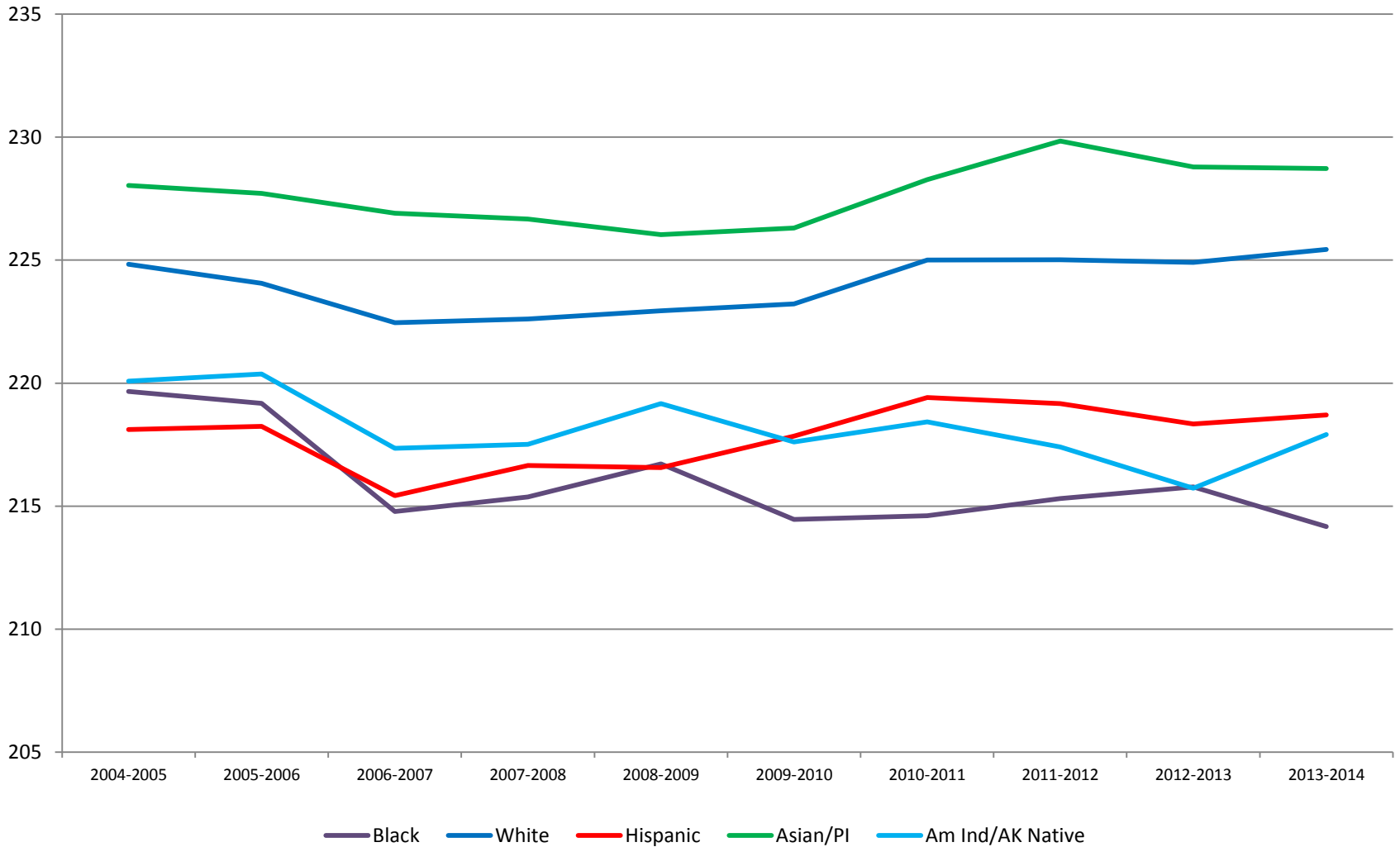
## 3rd Grade Math--Average OAKS Scores by Ethnic Group



Black White Hispanic Asian/PI Am. Ind/AK Native

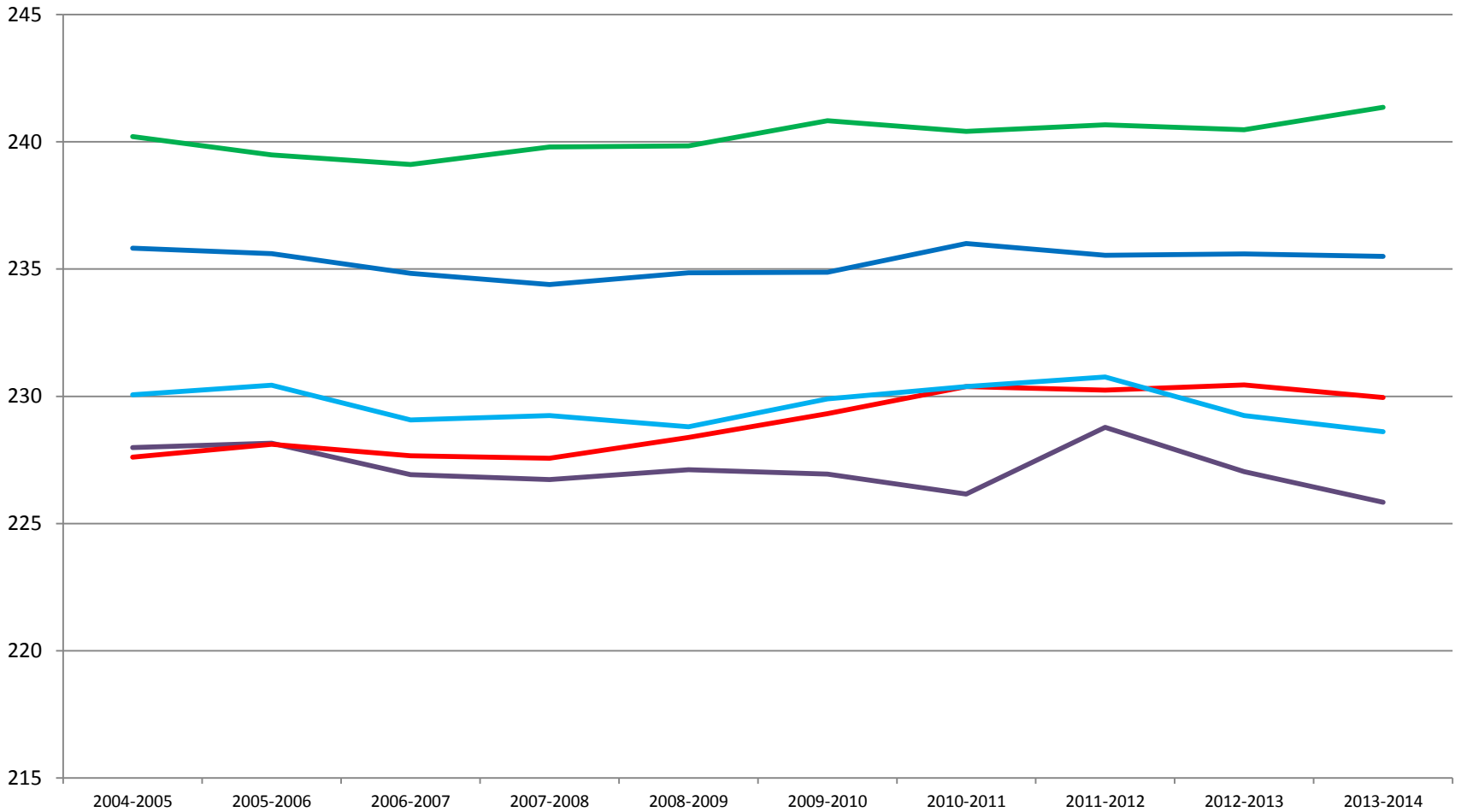
# Trends in Math Assessment Scores

## 5th Grade Math--Average OAKS Scores by Ethnic Group



# Trends in Math Assessment Scores

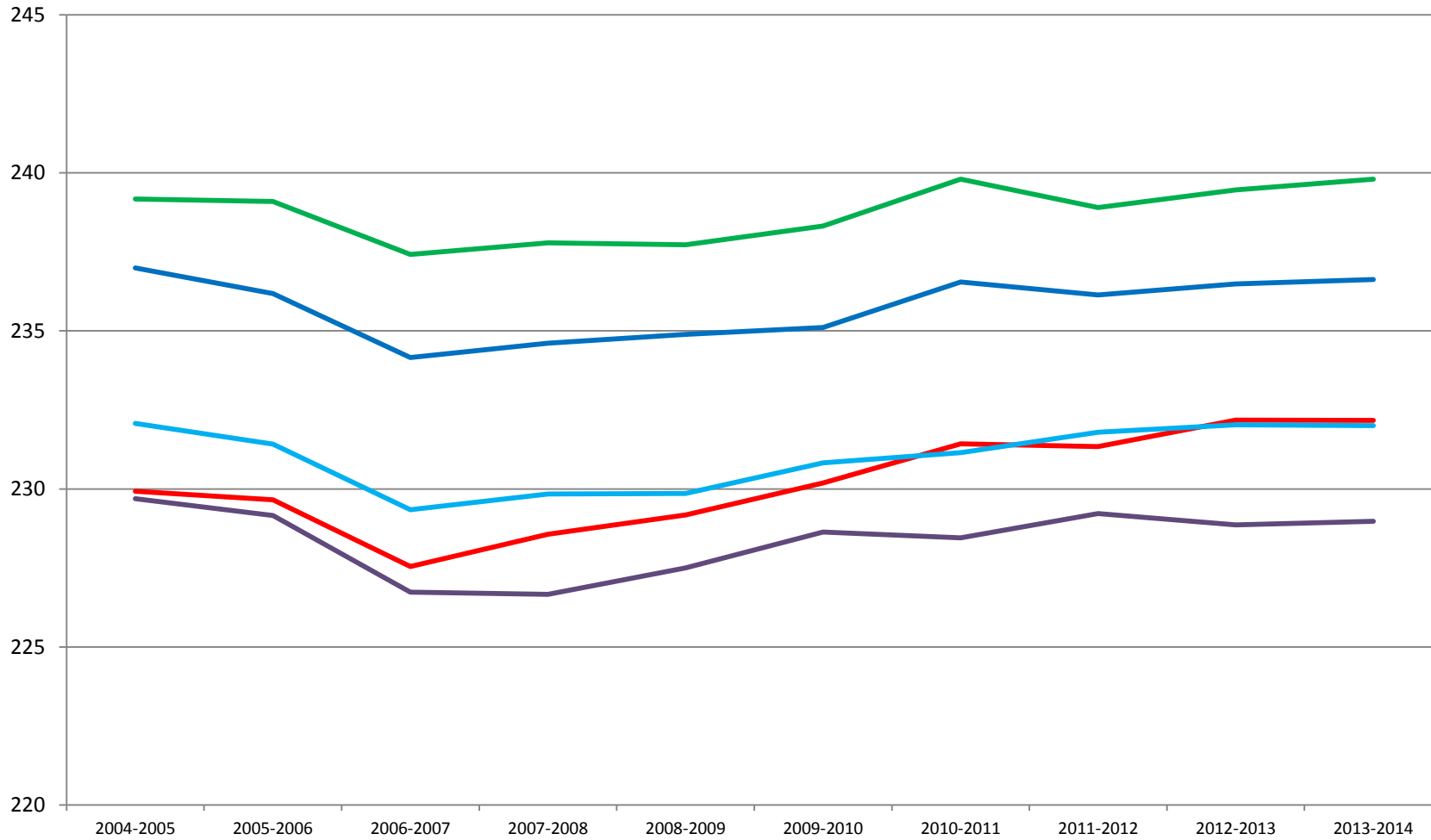
## 8th Grade Math--Average OAKS Scores by Ethnic Group



Black White Hispanic Asian/PI Am Ind/AK Native

# Trends in Math Assessment Scores

## High School Math--Average OAKS Scores by Ethnic Group

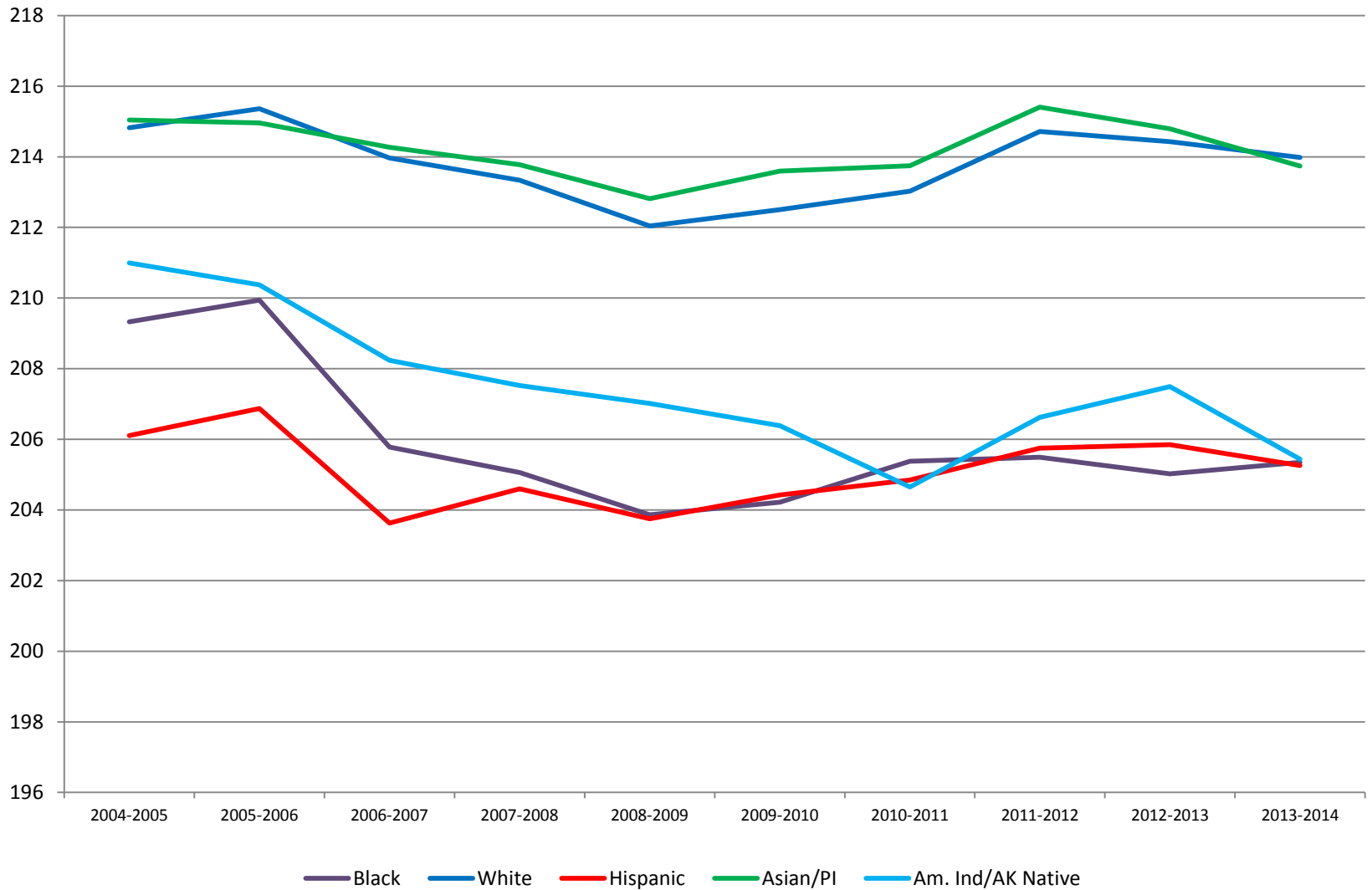


Black White Hispanic Asian/PI Am Ind/AK Native



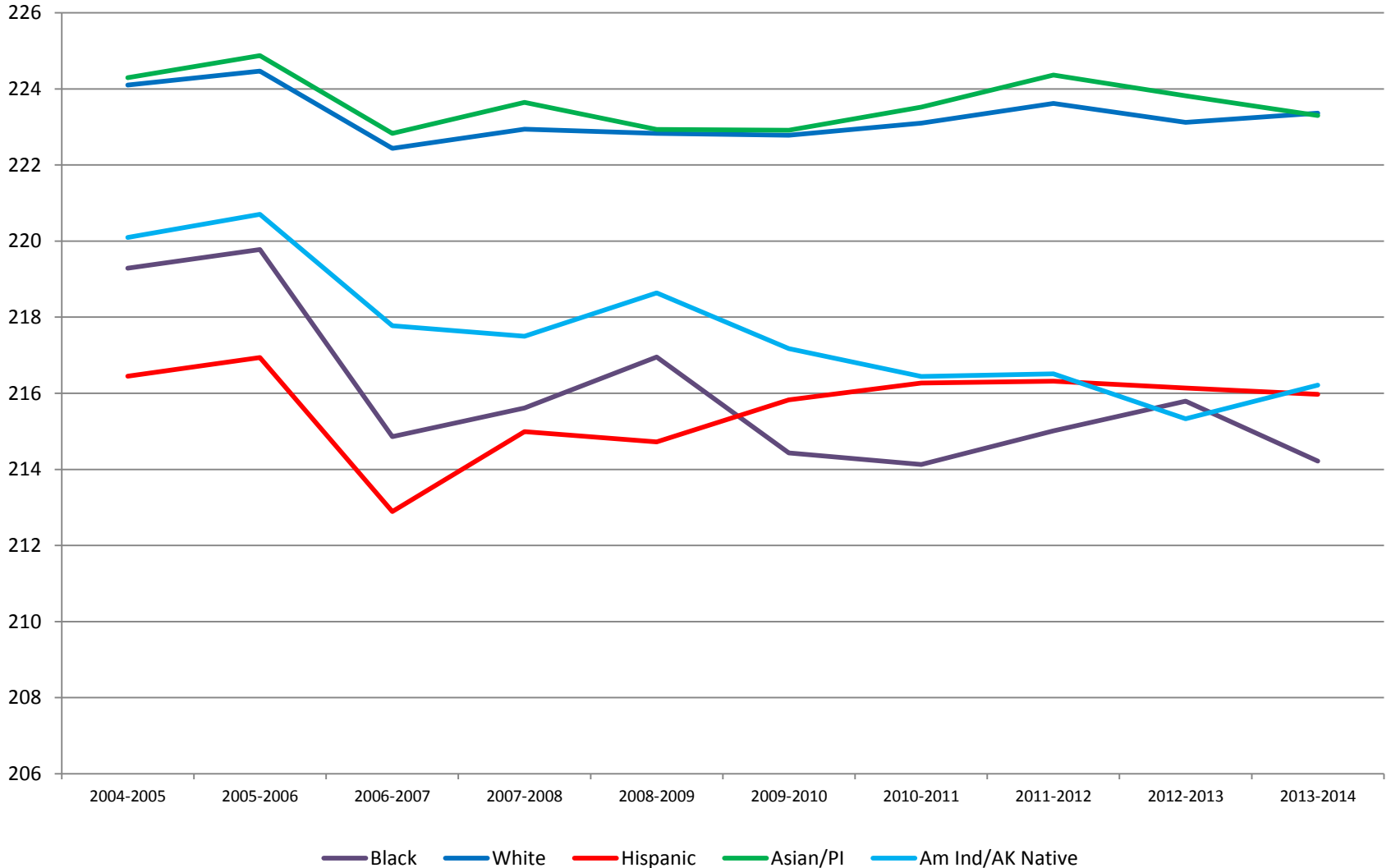
# Trends in Reading Assessment Scores

## 3rd Grade Reading--Average OAKS Scores by Ethnic Group



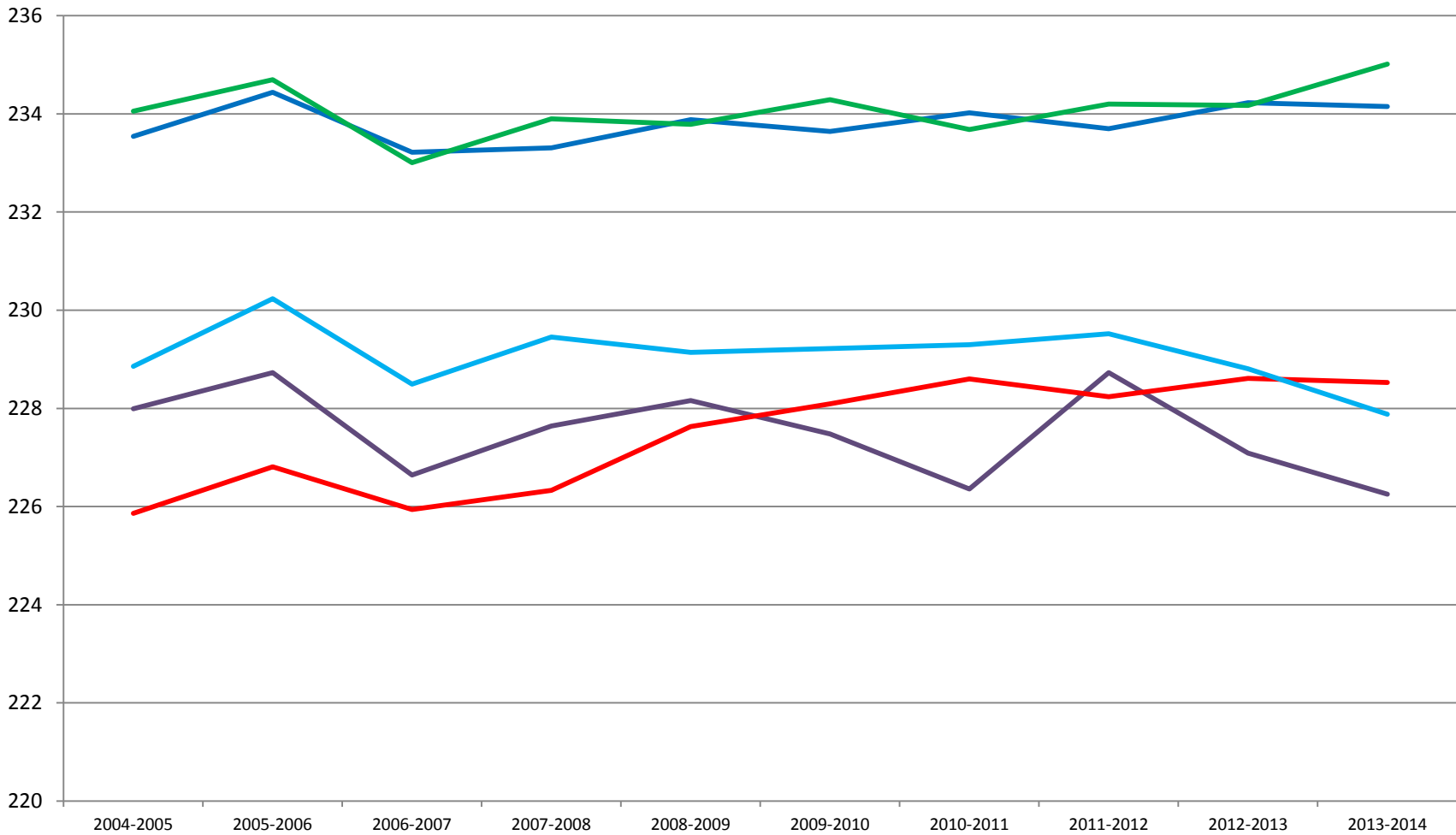
# Trends in Reading Assessment Scores

## 5th Grade Reading--Average OAKS Scores by Ethnic Group



# Trends in Reading Assessment Scores

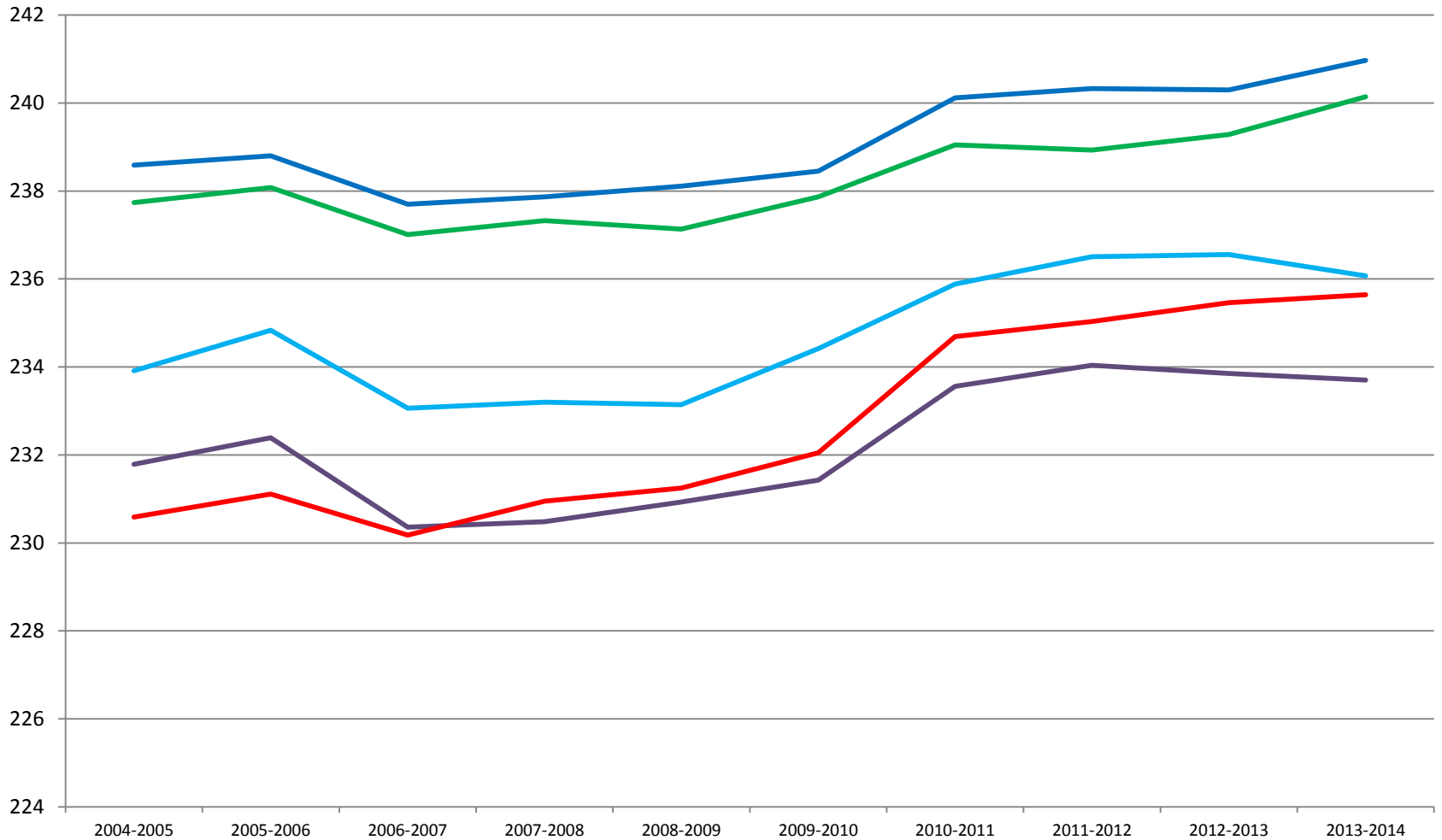
## 8th Grade Reading--Average OAKS Scores by Ethnic Group



Black White Hispanic Asian/PI Am Ind/AK Native

# Trends in Reading Assessment Scores

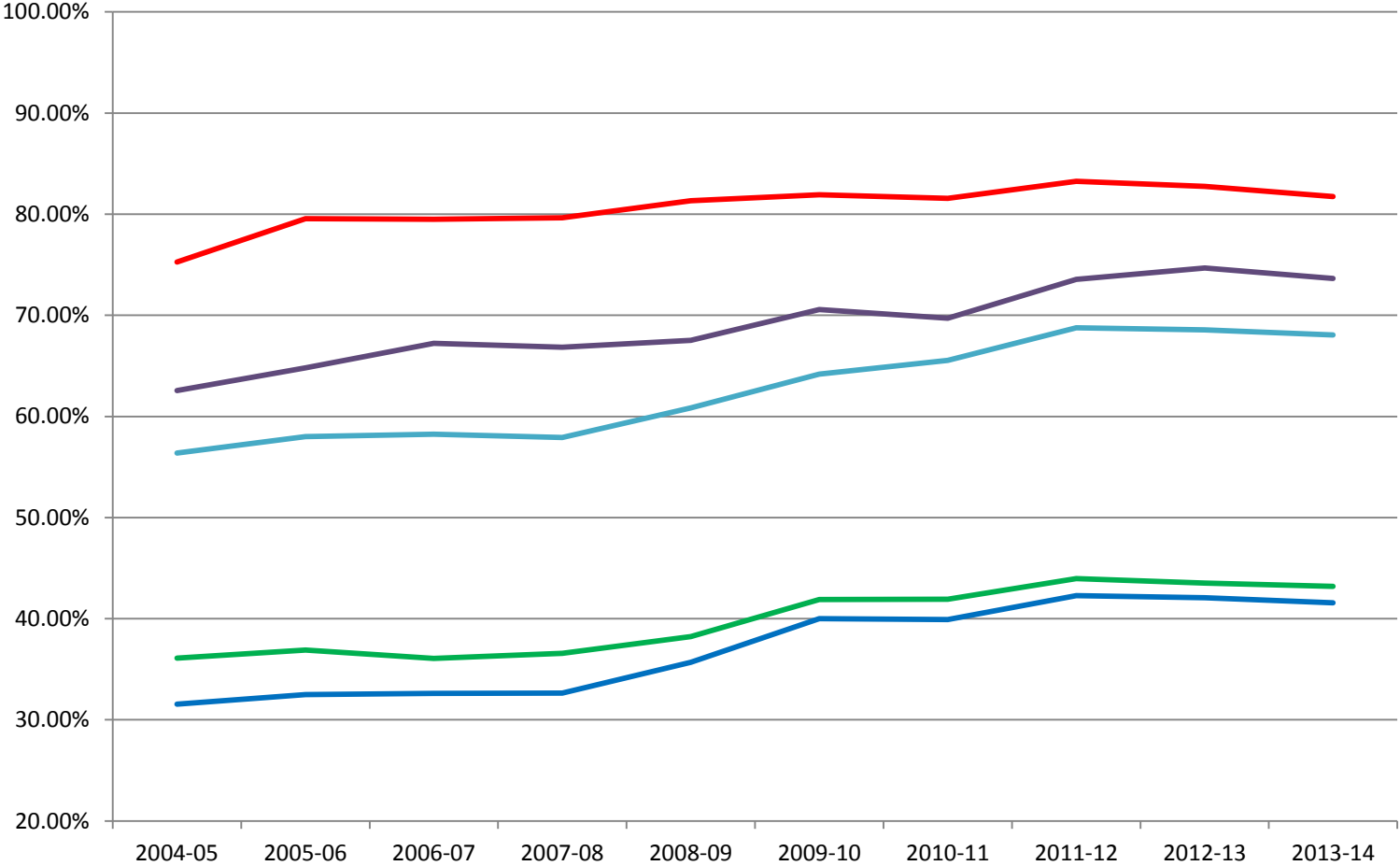
## High School Reading--Average OAKS Scores by Ethnic Group



Black White Hispanic Asian/PI Am Ind/AK Native



# Free and Reduced Price Lunch Percentage



Black White Hispanic Asian/PI Am. Ind/AK Native

# High School Graduation Rates by District and Ethnicity

## Cohort Media File

<http://www.ode.state.or.us/search/page/?id=2644>

# American Indian/Alaska Native State Education Plan

April Campbell

Advisor to Deputy State Superintendent of Indian  
Education

Oregon Department of Education

# Resource Team Meetings

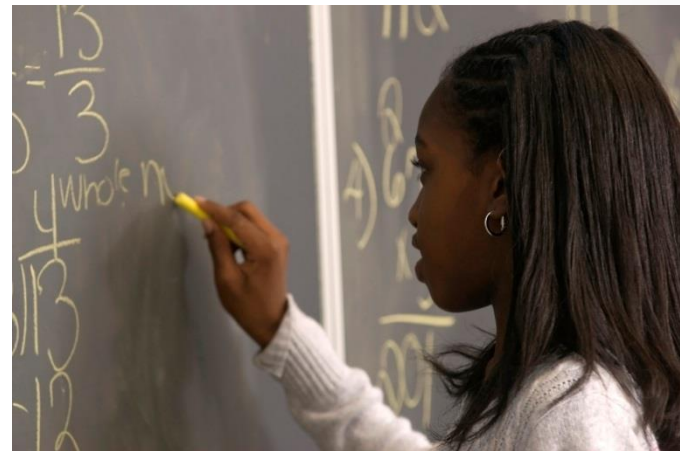
Early Childhood to Kindergarten

Kindergarten to 3<sup>rd</sup> Grade


4<sup>th</sup> Grade to Middle School Transitions

9<sup>th</sup> to 12<sup>th</sup> Grade

Higher Education



# Lunch



# 2015 Oregon Education Equity Report

*Dr. Hilda Rosselli*

*Career and College Readiness Director  
Oregon Chief Education Office*

*Dr. Markisha Smith*

*Director, Equity Unit  
Oregon Department of Education*

# Chief Education Office Report

*Dr. Hilda Rosselli*

*Career and College Readiness Director  
Oregon Chief Education Office*

# 2015 Related Resources

- \$9.6 M to HECC Oregon Promise (SB 81)
- \$6.9 M to HECC Student Supports (SB 418)
- \$3 M to CCWD Aspirations to College (HB 3063)
- \$2 M to CCWD for GED attainment
- \$700 K to CEEdO Regional Collaboratives
- \$12 M to OSAC Additional Funding for OOG
- \$750 K to OSAC for FAFSA Plus
- \$4 M to YDD to serve additional age groups up to 24
- \$2.8 M to ODE for AP & IB Exams
- \$1.5 M to HECC Community College Advisors
- \$2.9 M to ODE for Regional Promise Sites





# 2015 Related Resources

- \$350 K to College Possible
- \$35 M to ODE CTE/STEM
- \$2.7 M to ODE for African American Education Plan
- \$1.5 M to ODE for Tribal Government Attendance Pilot Project
- \$12.5 M to ODE for English Language Learners
- \$2 M to ODE for TeachOregon (Chalkboard)

# Legislated Related Work Groups

Group	Focus
HB 3319	Report on Best Practices Dropout Prevention, Graduation, and Attendance due Feb 1, 2016 (ODE)
HB 5016	Report on efforts to provide direction/ training, to school districts and ESD staff for reporting high school graduation data due March 1, 2016 (ODE)
HB 2681	Recommendations on improved processes/strategies for placing students in courses at community colleges (HECC)
HB 3308	Disparities in Higher Education due 6/30/2016 (HECC)
SB 81	Recommendations for distributing \$10 M in 2016-17 via Oregon Promise to reduce student costs & increase access to community colleges (HECC)
SB 418	Recommendations for \$6.9 M in 2016-17 to improve college readiness with emphasis students who may participate in Oregon Promise (HECC)
Fifth Year	Recommendations for resolution of use of K-12 funding for Advanced Diplomas (Senator Gelser)
HB 2525	Recommend standards related to transferability of credits for community colleges and public universities (HECC)

# Sources for Promising Practices

- Chronic Absenteeism Report
- ODE Dropout Prevention Practices Report (HB 3319)
- HECC Disparities in Higher Education Report (HB 3308)
- Ninth Grade On Track
- Promise Grants
- Regional Achievement Collaboratives
- STEM Hubs
- Poverty Work Group (HB 2968)
- Expanded eligibility for DACA students to financial aid, grants (SB 932)
- Graduation Reporting Group
- Changes in distribution of Oregon Opportunity Grants (HB 2407)



# Existing Measurable Agency Goals/Metrics

Metrics	Data Keeper
9 <sup>th</sup> grade on Track	ODE
High School Completers	CCWD
GED completers	EcoNW
Postsecondary Ed Pathways by HS Cohort	EdNW
Dual Credit Attainment	OSAC
FAFSA Completion Rates	OSAC
Oregon Opportunity Grant Recipient Data	OSAC
College Application Rates	GearUp
College Attendance, Retention, Completion	HECC



# Invited Testimony

# Public Testimony

# Future Meetings

- Friday, December 4, 2015 – ODE Room 251 A/B
- Friday, January 8 – ODE Room 251 A/B
- Friday, February 5, 2016 – ODE Room 251 A/B
- Friday, March 4, 2016 - TBD
- Friday, April 1, 2016 – ODE Room 251 A/B
- Friday, May 6, 2016 – ODE Room 251 A/B
- Friday, June 3, 2016 – ODE Room 251 A/B

*Resource Team meetings will be identified by your teams.*



# Wrap-up and Next Steps

- Next meeting: Friday, December 4, 2015 from 9-2 at ODE, Room 251A/B
- Meet in Resource Teams – begin to identify recommendations for your grade level/content areas



Thank you.

