

## Budget Narrative

---

### Department of Forestry

#### Table of Contents

	<u>Page</u>
Table of Contents .....	A-1
Certification Statement .....	A-3
Legislative Action .....	B-1
Agency Summary	
Budget Summary Graphics .....	C-1
Mission Statement and Statutory Authority .....	C-7
Agency Two-Year Plan .....	C-9
Program Descriptions .....	C-10
Environmental Factors .....	C-19
Initiatives and Accomplishments .....	C-23
Criteria for 2015-17 Budget Development .....	C-26
Major Information Technology Projects/Initiatives .....	C-28
Annual Performance Progress Report (APPR) .....	C-29
Summary of 2015-17 Budget (BDV104) .....	C-95
Program Prioritization for 2015-17 .....	C-143
Reduction Options .....	C-153
2013-15 Organization Chart .....	C-155
2015-17 Organization Chart .....	C-156

## Budget Narrative

### Department of Forestry

#### Table of Contents (Cont.)

	<u>Page</u>
Revenues .....	D-1
Detail of Fee, License, or Assessment Revenue Proposed for Increase.....	D-4
Detail of Lottery Funds, Other Funds, and Federal Funds Revenue .....	D-5
Program Units	
Fire Protection .....	E-1
Private Forests.....	F-1
State Forests .....	G-1
Agency Administration.....	H-1
Equipment Pool .....	I-1
Facilities Maintenance and Development Program .....	J-1
Capital Budgeting	
Debt Service .....	K-1
Capital Improvement .....	K-12
Capital Construction .....	K-24
Special Reports	
Information Technical-Related Projects in 2015-17 .....	L-1
Annual Performance Progress Report / Key Performance Measures .....	L-2
Audit Response Report .....	L-3
Affirmative Action Report .....	L-6

**Budget Narrative**

**Department of Forestry**

**Certifying Signatures**

I hereby certify that the accompany summary and detailed statements are true and correct to the best of my knowledge and belief and that the accuracy of all numerical information has been verified.

**OREGON DEPARTMENT OF FORESTRY**

**2600 STATE STREET, SALEM, OR 97310**

Agency Name


Agency Address



**DOUG DECKER**

**STATE FORESTER**

Title



**TOM IMESON**

**CHAIR, OREGON BOARD OF FORESTRY**

Title

Notice: Requests of agencies headed by a board or commission must be approved by official action of those bodies and signed by the board or commission chairperson. The requests of other agencies must be approved and signed by the agency director or administrator.

Agency Request

Governor's Budget

Legislatively Adopted

**Budget Page A-3**  
107BF02

**Budget Narrative**

---

This Page Left Intentionally Blank

## Budget Narrative

Department of Forestry

Legislative Action

Legislative Action Summary

### 2015 Regular Legislative Session – 2015-17 Biennium – Oregon Chapter Law and Budget Reports

Bill	Chapter Law	Purpose	Page #
HB 2453	ch 713	Relating to commercial events on state forestlands.	B-2
HB 2455	ch 714	Relating to Harvest Tax.	B-6
HB 2984	ch 733	Requires Clackamas County to develop pilot program for forestry products.	B-8
HB 5006	ch 808	Expiration dates for land acquisition (OF).	B-14
HB 5019	ch 809	Main budget bill.	B-17
HB 5029	ch 811	Federal forest restration funds.	B-19
SB 5507	ch 837	Appropriates moneys from General Fund to Emergency Board.	B-23

### 2015 Regular Legislative Session – 2013-15 Biennium – Oregon Chapter Law and Budget Reports

Bill	Chapter Law	Purpose	Page #
SB 5543	21	Changes biennial appropriations made from General Fund to state agencies.	B-29

### 2015-2017 Agency Budget Note Summary

Budget Note Number	Program	Purpose	Page #
None			

Agency Request

Governor's Budget

Legislatively Adopted

Budget Page B-1  
107BF02

Enrolled  
**House Bill 2453**

Introduced and printed pursuant to House Rule 12.00. Pre-session filed (at the request of Governor John A. Kitzhaber, M.D., for State Forestry Department)

**00713**

CHAPTER .....

AN ACT

Relating to commercial events on state forestlands.

Be It Enacted by the People of the State of Oregon:

SECTION 1. As used in sections 1 to 7 of this 2015 Act:

- (1) "Large commercial event":
  - (a) Means a gathering that:
    - (A) Has an organizer;
    - (B) Is held for the purpose of a shared or common activity or experience;
    - (C) Has more than 50 participating individuals or more than 15 motor vehicles of participating individuals present at any time; and
    - (D) Continues or is scheduled to continue for more than four consecutive hours.
  - (b) Does not mean:
    - (A) An outdoor mass gathering regulated under ORS 433.735 to 433.770; or
    - (B) A gathering held by arrangement with the State Forestry Department at a permanent facility or officially designated area that is designed and equipped for accommodating gatherings of that type and size.
- (2) "Organizer":
  - (a) Means a person that organizes, holds or sponsors a gathering having the characteristics described in subsection (1)(a)(B) to (D) of this section and directly or indirectly accepts moneys or other items of value, whether or not resulting in a profit, from one or more persons participating or reasonably expected to participate in the gathering in exchange for:
    - (A) Admittance;
    - (B) Parking;
    - (C) The receipt of on-site goods or services;
    - (D) The reservation or rental of camping or commercial space;
    - (E) Rights to sell on-site goods or services; or
    - (F) On-site advertising rights.
  - (b) Does not mean:
    - (A) A person acting in a regular business relationship with, on behalf of or under contract with the department;
    - (B) A person that receives money only from a coapplicant for purposes of obtaining a permit under section 3 of this 2015 Act; or
    - (C) An individual receiving only hourly wages, commissions or tips for services personally provided by that individual.

**SECTION 2.** The Legislative Assembly finds that:

(1) State forestlands are especially vulnerable to the effects of uncontrolled gatherings of persons at large commercial events; and

(2) To avoid detriment to the best interest of the state it is necessary to protect the health of state forestlands, the viability of state forestlands as a public resource, the well-being of fish and wildlife and the health and safety of persons on state forestlands through the establishment of reasonable health and safety standards to mitigate the adverse effects of large commercial events held on state forestlands.

**SECTION 3.** (1) An organizer may not organize, hold or sponsor a large commercial event on state forestland unless the organizer holds a large commercial event permit issued by the State Forestry Department.

(2) A permit issued under this section does not entitle an organizer to make any permanent physical alterations to or on state forestland.

(3) The department may issue a permit to a person that demonstrates compliance with, or the ability and willingness to comply with, applicable health and safety standards governing large commercial events on state forestland. The application shall include all of the following:

(a) The name and address of the applicant.

(b) A description adequate to allow the department to accurately identify the location of the proposed event.

(c) The dates of the proposed event.

(d) Estimated total and peak attendance at the proposed event.

(e) Estimated total and peak demand for parking at the proposed event.

(f) The nature of the proposed event.

(g) Other information the department deems appropriate in order to ensure the identification of and compliance with applicable health and safety standards.

(4) The department may not issue a permit that authorizes a large commercial event to continue for more than 120 hours in any 90-day period.

(5) Subsection (3) of this section does not require the department to issue a large commercial event permit to a person that has a history of:

(a) Acting as an organizer for a gathering without obtaining a required large commercial event permit; or

(b) Violating, or recklessly allowing others to violate, the terms and conditions of a large commercial event permit issued to the person.

(6) The department, with the consent of the permit holder, may amend a large commercial event permit.

(7)(a) The department may charge a fee for reviewing and processing an application for a large commercial event permit. The fee may not exceed an amount reasonably calculated to reimburse the department for its reasonable and necessary costs in receiving, processing and reviewing applications for permits. An application fee is refundable only if the application is withdrawn prior to any review of the application by the department.

(b) The department may adopt rules establishing a fee schedule for large commercial event permits. The department may establish fees under the schedule in amounts that the department deems adequate to fund an effective monitoring and enforcement program for large commercial events.

(c) The fees established or authorized under this subsection are in addition to any other fees or charges authorized by law.

**SECTION 4.** (1) The State Forestry Department may adopt rules establishing health and safety standards for large commercial events held on state forestlands. The department shall consult with the Oregon Health Authority and the Department of Environmental Quality prior to establishing health and safety standards under this section. The State Forestry Department shall design the standards to protect the health of state forestlands, the viability

of state forestlands as a public resource, the well-being of fish and wildlife and the health and safety of persons on state forestlands. The standards may address matters that include, but need not be limited to:

- (a) Alcohol consumption;
- (b) Buffer zones between large commercial events and ecologically sensitive areas;
- (c) Buffer zones between large commercial events and known cultural resources;
- (d) Buffer zones between large commercial events and forest practices as defined in ORS 527.620;
- (e) Crowd and traffic control;
- (f) Fire and flammable material use;
- (g) Insurance and bonding;
- (h) Lighting;
- (i) Noise levels and hours; and
- (j) Sanitation.

(2) The department shall include applicable health and safety standards in the terms and conditions of any large commercial event permit issued under section 3 of this 2015 Act.

SECTION 5. The department may suspend or revoke a large commercial event permit if:

(1) An emergency, significant law enforcement problem, substantial threat to public safety or welfare or substantial threat to public property arises from, or is likely to affect, event activities; or

(2) The department discovers that a violation of permit terms and conditions has occurred.

SECTION 6. An organizer may not recklessly allow a person to violate the terms and conditions of a large commercial event permit held by the organizer. As used in this section, "recklessly" has the meaning given that term in ORS 161.085.

SECTION 7. An organizer commits a Class A misdemeanor if the organizer:

(1) Accepts money or other items of value in an exchange described under section 1 (2)(a) of this 2015 Act prior to the issuance of a large commercial event permit required under section 3 of this 2015 Act; or

(2) Recklessly allows the violation of a term or condition of a large commercial event permit issued to the organizer by the State Forestry Department.



Passed by House March 20, 2015

Repassed by House June 30, 2015

Received by Governor:

*9th M.* *July 16*, 2015

Approved:

*3:07 P.M.* *July 20*, 2015

Timothy G. Sekerak, Chief Clerk of House

*T. Sekerak*  
Tina Kotek, Speaker of House

*Kate Brown*  
Kate Brown, Governor

Passed by Senate June 11, 2015

Filed in Office of Secretary of State:

*1:08 P.M.* *July 21*, 2015

*Peter Courtney*  
Peter Courtney, President of Senate

*Jeanne P. Atkins*  
Jeanne P. Atkins, Secretary of State

Enrolled

House Bill 2455

Introduced and printed pursuant to House Rule 12.00. Pre-session filed (at the request of Governor John A. Kitzhaber, M.D., for State Forestry Department)

CHAPTER .....0C714.....

AN ACT

Relating to forest products harvest taxation; amending ORS 321.015; prescribing an effective date; and providing for revenue raising that requires approval by a three-fifths majority.

Be It Enacted by the People of the State of Oregon:

SECTION 1. ORS 321.015 is amended to read:

321.015. (1) For the calendar years beginning January 1, [2014] 2016, and January 1, [2015] 2017, there is levied a privilege tax of [84.39] 90.00 cents per thousand feet, board measure, upon taxpayers for the privilege of harvesting of all merchantable forest products harvested on forestlands. Subject to ORS 321.145, the proceeds of the tax shall be transferred as provided in ORS 321.152 (2) to the Forest Research and Experiment Account for use for the forest resource research, experimentation and studies described in ORS 526.215 and for the Forest Research Laboratory established under ORS 526.225.

(2) Except as provided in ORS 477.760, in addition to the tax levied by subsection (1) of this section, there is levied a forest products harvest tax upon taxpayers of 62.5 cents per thousand feet, board measure, for the privilege of harvesting all merchantable forest products harvested on forestlands for the payment of benefits related to fire suppression as provided in ORS 321.005 to 321.185, 321.560 to 321.600 and 477.440 to 477.460.

(3) For the calendar years beginning January 1, [2014] 2016, and January 1, [2015] 2017, in addition to the taxes levied under subsections (1) and (2) of this section, there is levied a privilege tax upon taxpayers for the privilege of harvesting all merchantable forest products harvested on forestlands in the amount of [97.27] 110.37 cents per thousand feet, board measure, for the purpose of administering the Oregon Forest Practices Act in an amount not to exceed 40 percent of the total expenditures approved by the Legislative Assembly for this purpose, including salary adjustments approved by the Legislative Assembly for fiscal years [2014 and 2015] 2016 and 2017.

(4) For the calendar years beginning January 1, [2014] 2016, and January 1, [2015] 2017, in addition to the taxes levied by subsections (1) to (3) of this section, there is levied a privilege tax of 10 cents per thousand feet, board measure, upon taxpayers for the privilege of harvesting all merchantable forest products harvested on forestlands. Subject to ORS 321.145, the proceeds of the tax shall be transferred as provided in ORS 321.152 (5) to the subaccount established pursuant to ORS 351.681 for use by Oregon State University for the purpose of making investments in professional forestry education at the College of Forestry.

(5) Subject to subsection (6) of this section, the taxes shall be measured by and be applicable to each per thousand feet, board measure, on the total quantity of forest products harvested in this state measured by use of any log scale which is or may be in general use in the logging industry

and which is designed to measure total volume of merchantable forest products in board feet. However, if the Department of Revenue finds that the scale used by any taxpayer in computing the taxes due under ORS 321.005 to 321.185 and 321.560 to 321.600 does not accurately reflect the total quantity of merchantable forest products harvested by the taxpayer, it may require the taxpayer to adopt another log scale in general use in the industry which in the department's opinion will accurately reflect merchantable harvest in board feet.

(6) The first 25,000 feet, board measure, of forest products harvested annually by any taxpayer during each calendar year shall be excluded from the total quantity of harvested forest products that constitutes the measure of the taxes under ORS 321.005 to 321.185 and 321.560 to 321.600.

**SECTION 2.** This 2015 Act takes effect on the 91st day after the date on which the 2015 regular session of the Seventy-eighth Legislative Assembly adjourns sine die.

Passed by House July 1, 2015

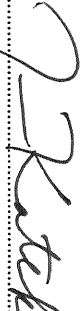
Received by Governor:

3:30 P.M., July 7, 2015

  
.....  
Timothy G. Sekerak, Chief Clerk of House

Approved:

3:07 P.M., July 20, 2015

  
.....  
Tina Korek, Speaker of House


  
.....  
Kate Brown, Governor

Passed by Senate July 2, 2015

Filed in Office of Secretary of State:

1:08 P.M., July 21, 2015

  
.....  
Peter Courtney, President of Senate

  
.....  
Jeanne P. Atkins, Secretary of State

Enrolled

# House Bill 2984

Sponsored by Representatives PARRISH, BUEHLER, WITT; Representatives BARKER, BARTON, BOONE, BUCKLEY, DAVIS, DOHERTY, ESQUIVEL, EVANS, FAGAN, GALLEGOS, GOMBERG, GORSEK, HACK, HELM, HUFFMAN, JOHNSON, KENNEMER, KENY-GUYER, KRIEGER, LIVELY, MCKEOWN, MCILAIN, NOSSE, OLSON, READ, REARDON, SMITH, WARNER, WEIDNER, WHITSETT, WILLIAMSON, Senators BAERTSCHIGER JR, BOQUIST, DEVLIN, GIRD, HANSELL, HASS, JOHNSON, KNOPP, MONROE, OLSEN, RILEY, ROBLAN, SHIELDS, STEINER, HAYWARD, THATCHER, THOMSEN, WINTERS

## 00733

CHAPTER .....

AN ACT

Relating to forestry product cooperatives; and declaring an emergency.

Be It Enacted by the People of the State of Oregon:

### SECTION 1. As used in sections 1 to 7 of this 2015 Act:

- (1) "Clackamas Forestry Product Cooperative Project" means the pilot program established by Clackamas County under section 3 of this 2015 Act for forestry products grown on nonforest land within the county to be commercially produced and marketed through a forestry products cooperative.
- (2) "Dealer" means a person or agent of a person, other than a cooperative, that purchases or contracts to purchase forestry products through the Clackamas Forestry Product Cooperative Project.
- (3) "Forestland" means land for which the highest and best use is the growing of forestry products.
- (4) "Forestry products":
  - (a) Except as provided in paragraph (b) of this subsection, means products from harvested timber.
  - (b) Does not mean products from short rotation fiber grown under agricultural conditions as described in ORS 321.267 (3) or 321.824 (3), western juniper or products from harvested western juniper.
  - (5) "Nonforest lands" means lands other than forestland.
  - (6) "Party" means Clackamas County or a Clackamas County employee or a producer or dealer that carries out activities or engages in transactions regarding the Clackamas Forestry Product Cooperative Project.
  - (7) "Producer" means a possessor of land on which trees are grown for harvesting as forestry products.
- SECTION 2. (1) The Legislative Assembly finds and declares that because of the logistical challenges associated with the utilization of individual trees on nonforest lands, and because of the benefits from gains in commercial production and marketing of forestry products that may result from coordinating the activities of producers and buyers, it is in the public in-

terest to establish cooperatives to coordinate the tracking, removal and sale of trees and to set prices to accomplish increased utilization.

(2) It is the intent of sections 1 to 7 of this 2015 Act to displace competition through a regulatory system for the commercial production and marketing of forestry products on nonforest land under a Clackamas County program, referred to in sections 1 to 7 of this 2015 Act as the Clackamas Forestry Product Cooperative Project, to a limited degree and for the period specified in subsection (7) of this section. The regulatory system is intended to grant immunity from federal and state antitrust laws to the Clackamas Forestry Product Cooperative Project parties for the limited purposes of allowing the parties to bargain collectively and to arrive at a negotiated price for forestry products produced on nonforest land within Clackamas County.

(3) The activities of any party that comply with the regulatory system described in sections 1 to 7 of this 2015 Act and State Forester rules for carrying out the regulatory system and the Clackamas Forestry Product Cooperative Project may not be considered to be in restraint of trade, a conspiracy or combination or any other unlawful activity in violation of any provision of ORS 646.705 to 646.826 or federal antitrust laws.

(4) The State Forester shall actively supervise the conduct of a party in negotiating tentative prices for forestry products bought and sold as part of the Clackamas Forestry Product Cooperative Project. The State Forester shall actively supervise, and establish procedures and guidelines for, the negotiations between the parties and shall review the tentative prices established by those negotiations. The State Forester must set the prices for forestry products bought and sold as part of the project by formal action before the prices may be implemented. In setting the prices for the forestry products, the State Forester may give consideration to the tentative prices for those forestry products negotiated between the parties. The State Forester must make any adjustments to previously set prices for forestry products by formal action before the adjustments may be implemented.

(5) The State Forester may compel the parties to take whatever action the State Forester considers necessary to:

(a) Ensure that the parties are engaging in conduct that is authorized under sections 1 to 7 of this 2015 Act;

(b) Ensure that the policies of this state are being fulfilled under the Clackamas Forestry Product Cooperative Project; and

(c) Prevent conduct by any of the parties that is not authorized by the regulatory system administered by the State Forester or conduct that, in the opinion of the State Forester, does not advance the interests of this state in carrying out the regulatory system for the Clackamas Forestry Product Cooperative Project.

(6) The State Forester may take any actions the State Forester deems appropriate to resolve disputes between the parties that involve or arise out of the Clackamas Forestry Product Cooperative Project, including but not limited to referring the dispute for mediation, arbitration or hearing.

(7) Except as provided in section 7 of this 2015 Act, for the period prior to July 1, 2019, the Clackamas Forestry Product Cooperative Project shall displace competition regarding the commercial production and marketing of forestry products on nonforest land in those areas of the county where the project is in effect.

(8) The State Forester may designate employees of the State Forestry Department to carry out the responsibility of actively supervising the conduct of the parties, including serving as intermediaries between parties or prospective parties.

(9) The State Forester may adopt rules to carry out the State Forester's authority under sections 1 to 7 of this 2015 Act. The department and the county shall enter into a memorandum of understanding for the county to reimburse the department for the actual costs to the department of providing services for the benefit of the Clackamas Forestry Product

Cooperative Project. Moneys paid by the county as reimbursement shall be deposited in the State Forestry Department Account established under ORS 526.060.

SECTION 3. (1) Clackamas County shall establish the Clackamas Forestry Product Cooperative Project as a pilot program. In addition to promoting economic development within Clackamas County, the purpose of the project shall be to develop a program model for use by counties in this state that wish to promote economic development by using cooperatives to provide for the commercial production and marketing of forestry products from nonforest lands. Subject to section 2 of this 2015 Act, Clackamas County may do the following to carry out the pilot program:

(a) Subject to section 4 of this 2015 Act, negotiate and enter into an agreement with persons, cities or other governmental entities willing to commercially produce forestry products as members of the Clackamas Forestry Product Cooperative Project. The agreement must specify the number, type and location of trees covered by the agreement. The State Forester may impose additional requirements for the contents of agreements described in this paragraph.

(b) Negotiate with one or more producers and dealers to establish the price for the forestry products sold through the cooperative. The dealers may negotiate the price for the forestry products through a committee that sets forth the views of the dealers and votes on any issues being negotiated as authorized by this section, including the price for forestry products. However, a person that is both a producer and a dealer may not participate in negotiations under this section.

(2) A tree that is covered by an agreement under subsection (1)(a) of this section must be marked for identification purposes as required by the county.

(3) An agreement under subsection (1)(a) of this section may not be used to alter the supply of buildable land within an urban growth boundary.

(4) If the land on which a tree subject to the Clackamas Forestry Product Cooperative Project is located is sold, the tree shall continue to be a tree subject to the Clackamas Forestry Product Cooperative Project unless:

(a) The new owner of the land removes the tree from the project; or  
(b) The county project coordinator determines that the tree is not being maintained as required by the project.

SECTION 4. (1) The Clackamas Forestry Product Cooperative Project shall operate:

(a) In all areas of Clackamas County that are outside of city limits;

(b) On residential or commercial properties, or properties owned by nonprofit entities, located in a city that elects to allow the project within the city limits; and

(c) On lands owned by any governmental entity that elects to participate in the project.

(2) An election by a city or other governmental entity to allow or participate in the project must be by formal action of the governing body for the city or other governmental entity.

(3) Clackamas County may undertake efforts to inform cities and other governmental entities about the Clackamas Forestry Product Cooperative Project and the opportunities for the cities and governmental entities to elect to allow or participate in the project. The State Forester shall undertake to encourage cities and governmental entities located within urban growth boundaries to allow or participate in the project.

(4) The State Forester, county and a city may work jointly to adopt components of the Clackamas Forestry Product Cooperative Project within city limits. A city electing to allow the project may specify how the project is to be administered within the city limits, including but not limited to specifications regarding land use zoning requirements, maintenance requirements and the issuance of tree removal permits for harvesting of trees enrolled in the program. Any specifications regarding how the project is to be administered within a city must be set forth in a memorandum of understanding between the county and the city. A memorandum of understanding described in this subsection may not take effect unless re-

viewed and approved by the State Forester. This subsection does not authorize a city to regulate the project on lands owned by a governmental entity described in subsection (1)(c) of this section that are located inside city limits.

(5) If a change in city limits causes a property that is participating in the Clackamas Forestry Product Cooperative Project to become located inside city limits, notwithstanding any other provision of this section, the property may continue to participate in the project under the terms of the agreement described in section 3 (1)(a) of this 2015 Act for that property and the terms of any annexation agreement between the city and the owner of that property.

(6) Except as provided in subsections (4) and (7) this section, a local government may not enforce an ordinance to require or prohibit the removal of a tree that is subject to the Clackamas Forestry Product Cooperative Project. This subsection does not prohibit a local government from:

(a) Enforcing a county ordinance approved by the State Forester for regulating trees subject to the Clackamas Forestry Product Cooperative Project or regulating land on which a tree that is subject to the project is located;

(b) Enforcing a county ordinance adopted to implement comprehensive plan policies developed to address statewide land use goals;

(c) Enforcing a local ordinance regulating a tree that is removed from the Clackamas Forestry Product Cooperative Project;

(d) Exercising the power of eminent domain to acquire fee title to the land on which a tree that is subject to the Clackamas Forestry Product Cooperative Project is located; or

(e) Acting or requiring action to remedy or mitigate a hazardous condition in a tree that presents an imminent threat of serious harm to persons or property.

(7) Subsection (6) of this section does not prevent the application of a local ordinance to require or prohibit the removal of a tree if the tree becomes subject to the Clackamas Forestry Product Cooperative Project more than five years after the tree is planted.

(8) This section does not require a county project coordinator or the State Forester to consent to the inclusion or continued inclusion of a tree in the Clackamas Forestry Product Cooperative Project.

SECTION 5. The county program model that Clackamas County develops through the Clackamas Forestry Product Cooperative Project must include, but need not be limited to:

(1) A training manual to guide counties in establishing and administering cooperatives for the commercial production and marketing of forestry products on nonforest lands;

(2) Information identifying tree species best suited for use in western Oregon for producing forestry products;

(3) An Internet website for use by the county, producers and dealers to establish agreements under the program;

(4) Standardized memorandums of understanding setting forth the services provided and the terms of program participation;

(5) Care instructions and identification of best practices for the production of forestry products;

(6) Means for identifying and monitoring the status of trees in the program; and

(7) Materials for the marketing of, and promoting demand for, forestry products.

SECTION 6. (1) The governing body of Clackamas County shall appoint an advisory committee to provide the county with recommendations regarding the structure and operation of the Clackamas Forestry Product Cooperative Project in a successful manner, including but not limited to recommendations for addressing the concerns of the local governments and business interests within the county and recommendations regarding the marketing of forestry products.

(2) To the extent practicable, the advisory committee appointed under subsection (1) of this section shall include but need not be limited to representatives from:

- (a) The Association of Oregon Counties;
- (b) The League of Oregon Cities;
- (c) The Department of Transportation;
- (d) A conservation organization;
- (e) The forest products industry;
- (f) The nursery products industry; and

(g) The Oregon Wood Innovation Center operated by Oregon State University.

SECTION 7. The State Forester may terminate the Clackamas Forestry Product Cooperative Project if the State Forester determines that the project is not being conducted in accordance with sections 1 to 7 of this 2015 Act or rules adopted under section 2 of this 2015 Act.

SECTION 8. (1) Clackamas County shall report on progress regarding studies and preparation for the Clackamas Forestry Product Cooperative Project described in sections 1 to 7 of this 2015 Act:

- (a) To an interim committee of the Legislative Assembly dealing with economic development during September 2015;
- (b) To the 2016 regular session of the Legislative Assembly;
- (c) To an interim committee of the Legislative Assembly dealing with economic development during September 2016; and
- (d) To the 2017 regular session of the Legislative Assembly.

(2) The reports made under this section must be accompanied by accountings sufficient to establish that expenditures of moneys described in section 9 of this 2015 Act are used solely for the purpose of studying and preparing for the Clackamas Forestry Product Cooperative Project.

(3) The county shall make all reasonable efforts to complete preparations for the Clackamas Forestry Product Cooperative Project no later than June 1, 2017.

SECTION 9. In addition to and not in lieu of any other appropriation, there is appropriated to the State Forestry Department, for the biennium beginning July 1, 2015, out of the General Fund, the amount of \$400,000, which may be expended for the purpose of issuing one or more grants to Clackamas County for studying matters regarding, and making preparations for, the Clackamas Forestry Product Cooperative Project.

SECTION 10. (1) Sections 1 to 7 of this 2015 Act are repealed January 2, 2023.

(2) Any activities under an agreement entered into as part of the pilot program described in sections 1 to 7 of this 2015 Act must cease on or before the repeal date established in subsection (1) of this section.

SECTION 11. This 2015 Act being necessary for the immediate preservation of the public peace, health and safety, an emergency is declared to exist, and this 2015 Act takes effect July 1, 2015.


\_\_\_\_\_




Passed by House July 1, 2015



.....  
Timothy G. Sakerak, Chief Clerk of House

  
.....  
Tina Kotek, Speaker of House

Passed by Senate July 2, 2015

  
.....  
Peter Courtney, President of Senate

Received by Governor:

3:30 p.m., July 7, 2015

Approved:

3:09 p.m., July 20, 2015

  
.....  
Kate Brown, Governor

Filed in Office of Secretary of State:

1:12 p.m., July 21, 2015

  
.....  
Jeanne P. Atkins, Secretary of State

**Enrolled  
House Bill 5006**

Introduced and printed pursuant to House Rule 12.00. Pre-session filed (at the request of Oregon Department of Administrative Services)

CHAPTER ..... **00808** .....

AN ACT

Relating to state financial administration; creating new provisions; amending section 6, chapter 727, Oregon Laws 2013; and declaring an emergency.

Be It Enacted by the People of the State of Oregon:


**SECTION 1.** Notwithstanding any other law limiting expenditures, the following amounts are established for a six-year period beginning July 1, 2015, as the maximum limits for payment of expenses from fees, moneys or other revenues, including Miscellaneous Receipts, but excluding lottery funds and federal funds, collected or received by the state agencies listed, for the acquisition of land and the acquisition, planning, constructing, altering, repairing, furnishing and equipping of buildings and facilities:

(1)	Oregon Department of Administrative Services:	
(a)	North Campus Demolition and Site Improvement .....	\$ 8,300,000
(b)	Department of Environmental Quality Public Health Lab	
(c)	Emergency Generator Upgrade	\$ 2,926,140
(d)	Employment Building Upgrades/ Electrical Upgrades/ Replacements .....	\$ 2,217,398
(e)	Department of Human Services Building, Cooling Tower Replacement.....	\$ 2,089,795
(f)	Executive Building Elevator Upgrades .....	\$ 1,701,702
(g)	Executive Building Fire Sprinkler .....	\$ 875,461
(h)	Planning .....	\$ 89,322
(i)	Capital Investments/ Acquisitions .....	\$ 350,000
(j)	Executive Building Central Stairway Upgrade.....	\$ 17,000,000
(2)	Oregon Military Department: New Headquarters	\$ 377,443
(a)		

- (4) State Forestry Department  
Land Acquisition (other funds)  
(section 1 (6), chapter 904,  
Oregon Laws 2009) ..... December 31, 2015
  - (5) Department of Transportation:  
(a) Transportation Building  
Renovations (other funds)  
(sections 1 (1)(b) and 3,  
chapter 742, Oregon Laws  
2007, and section 5 (2)(a),  
chapter 727, Oregon Laws  
2013) ..... June 30, 2017
  - (b) Oregon Wireless Interoperability  
Network, Phase 2 (other funds)  
(section 1 (5), chapter 904,  
Oregon Laws 2009) ..... June 30, 2017
  - (c) Salem Baggage Depot  
Renovations (other funds)  
(May 30, 2014, Emergency  
Board, Item No. 41) ..... June 30, 2017
  - (d) Salem Baggage Depot  
Renovations (federal funds)  
(May 30, 2014, Emergency  
Board, Item No. 41) ..... June 30, 2017
  - (6) Oregon Military Department,  
Roseburg Armory Service Life  
Extension Project (federal funds)  
(December 10, 2014, Emergency  
Board, Item No. 22) ..... **June 30, 2016**
- SECTION 6.** Section 6, chapter 727, Oregon Laws 2013, is amended to read:
- Sec. 6.** Notwithstanding any other law limiting expenditures, the following amounts are established for a six-year period beginning July 1, 2013, as the maximum limit for payment of expenses under this section from bond proceeds and other revenues, including federal funds, collected or received by the Department of Community Colleges and Workforce Development, for the acquisition of and improvements to land and the acquisition, planning, constructing, altering, repairing, furnishing and equipping of buildings and facilities at community colleges:
- Article XI-G Bonds
- (1) Blue Mountain Community  
College Animal Science ..... \$ 3,331,350
  - (2) Central Oregon Community  
College Academic and Student  
Services Center ..... \$ 5,260,000
  - (3) Chemeketa Community College  
Applied Technology Classroom ..... \$ 8,000,000
  - (4) Clackamas Community College  
Clairmont Career/Technical  
Center ..... \$ 8,000,000
  - (5) Clatsop Community College  
Health and Wellness Center ..... \$ 7,990,000
  - (6) Columbia Gorge Community  
College Advanced Technology

Passed by House July 6, 2015

  
.....  
Timothy G. Sekerak, Chief Clerk of House

  
.....  
Tina Kotek, Speaker of House

Passed by Senate July 6, 2015

  
.....  
Peter Courtney, President of Senate

Received by Governor:

10:20<sup>AM</sup>, ..... July 14, 2015


Approved:

3:45<sup>PM</sup>, ..... August 12, 2015

  
.....  
Kate Brown, Governor

Filed in Office of Secretary of State:

4:45<sup>P</sup> M, ..... August 13, 2015

  
.....  
Jeanne P. Atkins, Secretary of State

Enrolled

# House Bill 5019

Introduced and printed pursuant to House Rule 12.00. Pre-session filed (at the request of Oregon Department of Administrative Services)

## 00809

CHAPTER .....

AN ACT

Relating to the financial administration of the State Forestry Department; and declaring an emergency.

Be It Enacted by the People of the State of Oregon:

SECTION 1. There are appropriated to the State Forestry Department, for the biennium beginning July 1, 2015, out of the General Fund, the following amounts, for the following purposes:

- (1) Fire protection..... \$ 43,336,914
- (2) Private forests ..... \$ 16,680,329
- (3) Debt service ..... \$ 2,920,698

SECTION 2. Notwithstanding any other law limiting expenditures, the following amounts are established for the biennium beginning July 1, 2015, as the maximum limits for payment of expenses from fees, moneys or other revenues, including Miscellaneous Receipts and including federal funds from the United States Forest Service for fire protection and for research projects, but excluding lottery funds and federal funds not described in this section, collected or received by the State Forestry Department, for the following purposes:

- (1) Agency administration..... \$ 31,094,178
- (2) Fire protection..... \$ 66,225,597
- (3) State forests ..... \$ 90,183,517
- (4) Private forests ..... \$ 10,730,762
- (5) Capital improvement..... \$ 4,444,222
- (6) Debt service ..... \$ 1,928,275
- (7) Equipment pool..... \$ 15,816,835
- (8) Facilities maintenance and management..... \$ 5,233,069

SECTION 3. Notwithstanding any other law limiting expenditures, the amount of \$2,481,960 is established for the biennium beginning July 1, 2015, as the maximum limit for payment of expenses from lottery moneys allocated from the Administrative Services Economic Development Fund to the State Forestry Department for debt service relating to the purchase of land in the Gilchrist Forest.

SECTION 4. Notwithstanding any other law limiting expenditures, the following amounts are established for the biennium beginning July 1, 2015, as the maximum limits for payment of expenses from federal funds other than those described in section 2 of this 2015 Act, collected or received by the State Forestry Department, for the following purposes:

(1) Agency administration..... \$ 1,908,377  
 (2) Fire protection..... \$ 16,280,192  
 (3) State forests ..... \$ 3,864,874  
 (4) Private forests..... \$ 12,739,822

**SECTION 5. (1)** In addition to and not in lieu of any other appropriation, there is appropriated to the Emergency Board, for the biennium beginning July 1, 2015, out of the General Fund, the amount of \$6,000,000, to be allocated to the State Forestry Department for fire protection expenses.

(2) If any of the moneys appropriated by subsection (1) of this section are not allocated by the Emergency Board prior to December 1, 2016, the moneys remaining on that date become available for any purpose for which the Emergency Board lawfully may allocate funds.

**SECTION 6.** Notwithstanding any other law limiting expenditures, the amount of \$5,000,000 is established for the biennium beginning July 1, 2015, as the maximum limit for payment of expenses from lottery moneys allocated from the Administrative Services Economic Development Fund to the State Forestry Department for agency administration.

**SECTION 7.** Notwithstanding any other law limiting expenditures, the limitation on expenditures established by section 4 (3), chapter 620, Oregon Laws 2013, for state forests, as modified by legislative or Emergency Board action, for the biennium beginning July 1, 2013, as the maximum limit for payment of expenses from federal funds other than those described in section 2, chapter 620, Oregon Laws 2013, collected or received by State Forestry Department, is decreased by \$3,000,000.

**SECTION 8.** This 2015 Act being necessary for the immediate preservation of the public peace, health and safety, an emergency is declared to exist, and this 2015 Act takes effect on its passage.

Passed by House July 1, 2015

Received by Governor:

3:30 P M July 7 2015

*R. Sebelle*  
 Timothy G. Sekerak, Chief Clerk of House

Approved:

3:45 P M August 12 2015

*Tina Kotek*  
 Tina Kotek, Speaker of House

*Kate Brown*  
 Kate Brown, Governor

Passed by Senate July 2, 2015

Filed in Office of Secretary of State:

4:45 P M August 13 2015

*Peter Courtney*  
 Peter Courtney, President of Senate

*Jeanne P. Atkins*  
 Jeanne P. Atkins, Secretary of State

Enrolled

House Bill 5029

Introduced and printed pursuant to House Rule 12.00. Pre-session filed (at the request of Oregon Department of Administrative Services)

00811

CHAPTER .....

AN ACT

Relating to state financial administration; and declaring an emergency.

Be It Enacted by the People of the State of Oregon:

SECTION 1. During the biennium beginning July 1, 2015, all lottery revenues available to benefit the public purposes specified in Article XV, section 4, of the Oregon Constitution, that are in excess of distributions or allocations required by law shall be maintained in the Administrative Services Economic Development Fund.

SECTION 2. All moneys in the Administrative Services Economic Development Fund as of July 1, 2015, and thereafter are reserved to meet the commitments of sections 1 to 13 of this 2015 Act.

SECTION 3. The following amounts are allocated for the biennium beginning July 1, 2015, from the Administrative Services Economic Development Fund, to the Oregon Business Development Department, for the following purposes:

- (1) Shared services..... \$ 7,037,404
- (2) Business, innovation and trade..... \$ 50,866,257
- (3) Infrastructure Finance Authority..... \$ 3,025,181
- (4) Oregon Film and Video Office.. \$ 1,164,460

SECTION 4. There is allocated for the biennium beginning July 1, 2015, from the Administrative Services Economic Development Fund, to the Department of Education, for the State School Fund, the amount of \$408,150,516.

SECTION 5. There is transferred to the Lottery Bond Fund for the biennium beginning July 1, 2015, out of the Oregon Education Fund, 100 percent of the declared earnings on the Education Stability Fund that are transferred to the Oregon Education Fund during the biennium beginning July 1, 2015, to be used by the Department of Education for the purposes of maintaining cash flow and paying, when due, the principal, interest and premium, if any, on outstanding education lottery bonds.

SECTION 6. There is allocated for the biennium beginning July 1, 2015, from the Administrative Services Economic Development Fund, to the office of the Governor, the amount of \$4,058,418 for expenses of the Regional Solutions Program.

SECTION 7. (1) The Oregon Department of Administrative Services shall establish a process for allocating available moneys in the Administrative Services Economic Develop-

ment Fund on a quarterly basis to fulfill the biennial allocations made by sections 1 to 13 of this 2015 Act. The department shall set the quarterly allocations.

(2) If, in any quarter, the moneys transferred from the State Lottery Fund to the Administrative Services Economic Development Fund are insufficient to pay for the quarterly allocations made by sections 1 to 13 of this 2015 Act or any other 2015 Act, prior to making any other allocations pursuant to sections 1 to 13 of this 2015 Act, the department shall satisfy lottery bond debt service obligations in the amount of \$225,477,038 for outstanding lottery bonds.

(3) After the lottery bond debt service obligations described in subsection (2) of this section are satisfied, if the remaining moneys transferred from the State Lottery Fund to the Administrative Services Economic Development Fund are insufficient to pay for the quarterly allocations made by sections 1 to 13 of this 2015 Act, the department shall reduce the quarterly allocations not described in subsection (2) of this section proportionately in amounts sufficient to accommodate the revenue shortfall.

SECTION 8. There is allocated for the biennium beginning July 1, 2015, from the Administrative Services Economic Development Fund, to the Oregon Department of Administrative Services, the amount of \$225,477,038 for the purpose of paying, when due, the principal, interest and premium, if any, on outstanding lottery bonds, as described in section 7 of this 2015 Act.

SECTION 9. Notwithstanding and in lieu of the requirement in ORS 461.547 (1) for a percentage-based transfer of moneys, for the biennium beginning July 1, 2015, the amount allocated from the Administrative Services Economic Development Fund to the Oregon Department of Administrative Services for distribution to counties for economic development activities as provided by ORS 461.547 is \$39,083,827.

SECTION 10. Notwithstanding and in lieu of the requirement in ORS 461.549 (2) for a percentage-based transfer of moneys, for the biennium beginning July 1, 2015, the amount allocated from the Administrative Services Economic Development Fund to the Problem Gambling Treatment Fund is \$11,292,544.

SECTION 11. Notwithstanding and in lieu of the requirement in ORS 565.447 for a percentage-based transfer of moneys, for the biennium beginning July 1, 2015, the amount allocated from the Administrative Services Economic Development Fund to the County Fair Account established in ORS 565.445 is \$3,864,000.

SECTION 12. Notwithstanding and in lieu of the requirement in ORS 461.543 (4) for a percentage-based transfer of moneys, for the biennium beginning July 1, 2015, the amount allocated from the Administrative Services Economic Development Fund to the Sports Lottery Account is \$8,240,000.

SECTION 13. There is allocated for the biennium beginning July 1, 2015, from the Administrative Services Economic Development Fund, to the State Forestry Department, the amount of \$5,000,000 for federal forest restoration.

SECTION 14. Notwithstanding ORS 137.300, for the biennium beginning July 1, 2015, the Department of Revenue shall distribute the moneys in the Criminal Fine Account established by ORS 137.300 as specified in sections 15 to 19 of this 2015 Act.

SECTION 15. There are allocated to the Department of Public Safety Standards and Training for the biennium beginning July 1, 2015, from the Criminal Fine Account, the following amounts for the following purposes:

- (1) Criminal justice training  
and standards operations..... \$ 27,250,583
  - (2) Public Safety Memorial Fund ... \$ 128,420
- SECTION 16. There are allocated to the Department of Justice for the biennium beginning July 1, 2015, from the Criminal Fine Account, the following amounts for the following purposes:
- (1) Child Abuse Multidisciplinary



(2) Intervention Account..... \$ 10,311,579  
 Creation and operation of a statewide system of regional assessment centers as provided under ORS 418.746 to 418.796..... \$ 787,663

(3) Criminal Injuries Compensation Account ..... \$ 8,775,830

(4) Services to children eligible for compensation under ORS 147.390 and costs to administer provision of these services .....

..... \$ 666,107

SECTION 17. There are allocated to the Department of Human Services for the biennium beginning July 1, 2015, from the Criminal Fine Account, the following amounts for the following purposes:

(1) Domestic Violence Fund established for ORS 409.300

for the purpose of

ORS 409.292 (1)(a) to (c)..... \$ 2,224,675

(2) Sexual Assault Victims Fund.... \$ 533,332

SECTION 18. There are allocated to the State Court Facilities and Security Account established under ORS 1.178, for the biennium beginning July 1, 2015, from the Criminal Fine Account, the following amounts for the following purposes:

(1) State court security

and emergency preparedness.... \$ 3,422,322

(2) Distributions to county court facilities security accounts.....

\$ 4,148,922

(3) Capital improvements for courthouses and other state court facilities.....

\$ 3,500,000

SECTION 19. (1) There is allocated to the Oregon Health Authority for the biennium beginning July 1, 2015, from the Criminal Fine Account, the amount of \$42,884 for the purpose of grants under ORS 430.345 for the establishment, operation and maintenance of alcohol and drug abuse prevention, early intervention and treatment services provided through a county.

(2) There is allocated to the Law Enforcement Medical Liability Account established under ORS 414.815, for the biennium beginning July 1, 2015, from the Criminal Fine Account, the amount of \$1,339,000.

(3) There is allocated to the Oregon State Police for the biennium beginning July 1, 2015, from the Criminal Fine Account, the amount of \$253,000 for the purpose of enforcing the laws relating to driving under the influence of intoxicants.

(4) There is allocated to the Department of Corrections for the biennium beginning July 1, 2015, from the Criminal Fine Account, the amount of \$4,391,472 for the purpose of planning, operating and maintaining county juvenile and adult corrections programs and facilities and drug and alcohol programs. The grant to each county shall be based on amounts deposited in the Criminal Fine and Assessment Account by the circuit court for the county in the 2009-2011 biennium.

(5) There is allocated to the Arrest and Return Account established under ORS 133.865, for the biennium beginning July 1, 2015, from the Criminal Fine Account, the amount of \$22,500.

(6) There is allocated to the Intoxicated Driver Program Fund created under ORS 813.270, for the biennium beginning July 1, 2015, from the Criminal Fine Account, the amount of \$4,323,000.

(7) There is allocated to the Oregon Health Authority for the biennium beginning July 1, 2015, from the Criminal Fine Account, the amount of \$331,824 for the Emergency Medical Services and Trauma Systems Program created under ORS 431.623.

SECTION 20. After distributing the amounts specified in sections 15 to 19 of this 2015 Act, the Department of Revenue shall distribute funds remaining in the Criminal Fine Account to the General Fund.

SECTION 21. This 2015 Act being necessary for the immediate preservation of the public peace, health and safety, an emergency is declared to exist, and this 2015 Act takes effect July 1, 2015.

Passed by House July 6, 2015

Received by Governor:



.....  
Timothy G. Sekerak, Chief Clerk of House

10:20a.m., July 14, 2015

Approved:



.....  
Tina Kotek, Speaker of House

3:45p.m., August 12, 2015

  
.....  
Kate Brown, Governor


Passed by Senate July 6, 2015



.....  
Peter Courtney, President of Senate

Filed in Office of Secretary of State:

4:46 p.m., August 13, 2015

  
.....  
Jeanne P. Atkins, Secretary of State

# A-Engrossed Senate Bill 5507

Ordered by the Senate July 6  
Including Senate Amendments dated July 6

Printed pursuant to Senate Interim Rule 213.28 by order of the President of the Senate in conformance with pre-session filing rules, indicating neither advocacy nor opposition on the part of the President (at the request of Oregon Department of Administrative Services)

## SUMMARY

The following summary is not prepared by the sponsors of the measure and is not a part of the body thereof subject to consideration by the Legislative Assembly. It is an editor's brief statement of the essential features of the measure.

Appropriates moneys from General Fund to Emergency Board for allocations during biennium. **Increases and decreases certain biennial appropriations made from General Fund to specified state agencies.**  
Limits biennial expenditures from fees, moneys or other revenues, including Miscellaneous Receipts, but excluding lottery funds and federal funds, collected or received by specified state agencies.  
Limits biennial expenditures of specified state agencies from federal funds, lottery moneys and bond proceeds.  
Increases and decreases limitations on expenditures for certain biennial expenses for specified state agencies.  
Declares emergency, effective [July 1, 2015] on passage.

## A BILL FOR AN ACT

1 Relating to state financial administration; creating new provisions; amending section 5, chapter 25,  
2 Oregon Laws 2015 (Enrolled House Bill 5017); repealing section 3, chapter 303, Oregon Laws  
3 2015 (Enrolled Senate Bill 5528); and declaring an emergency.  
4  
5 **Be It Enacted by the People of the State of Oregon:**  
6  
7 SECTION 1. In addition to and not in lieu of any other appropriation, there is appropriated to the Emergency Board, for the biennium beginning July 1, 2015, out of the General  
8 Fund, the amount of \$30,000,000 for the purposes for which the Emergency Board Lawfully  
9 may allocate funds.  
10  
11 SECTION 2. (1) In addition to and not in lieu of any other appropriation, there is appropriated to the Emergency Board, for the biennium beginning July 1, 2015, out of the General  
12 Fund, the amount of \$120,000,000, to be allocated to state agencies for state employee compensation changes for the biennium beginning July 1, 2015.  
13  
14 (2) If any of the moneys appropriated by subsection (1) of this section are not allocated  
15 by the Emergency Board prior to December 1, 2016, the moneys remaining on that date become available for any purpose for which the Emergency Board Lawfully may allocate funds.  
16  
17 SECTION 3. In addition to and not in lieu of any other appropriation, there is appropriated to the Department of Revenue, for the biennium beginning July 1, 2015, out of the  
18 General Fund, the amount of \$3,935,414 for the core system replacement project.  
19  
20 SECTION 4. Notwithstanding any other law limiting expenditures, the amount of  
21 **\$25,929,440 is established for the biennium beginning July 1, 2015, for the core system re-**

**Note: For budget, see 2015-2017 Biennial Budget**

**NOTE:** Matter in boldfaced type in an amended section is new; matter *[italic and bracketed]* is existing law to be omitted. New sections are in boldfaced type.

1 SECTION 28. Notwithstanding any other provision of law, the General Fund appropriation  
2 made to the Department of Veterans' Affairs by section 1 (2), chapter \_\_, Oregon Laws 2015  
3 (Enrolled Senate Bill 5539), is increased by \$500,000 for payments to counties pursuant to  
4 ORS 406.310 and 406.462.

5 SECTION 29. In addition to and not in lieu of any other appropriation, there is appro-  
6 priated to the Oregon Military Department, for the biennium beginning July 1, 2015, out of  
7 the General Fund, the amount of \$250,000, which may be expended for the Oregon Military  
8 Museum.

9 SECTION 30. Notwithstanding any other provision of law, the General Fund appropriation  
10 made to the Oregon Health Authority by section 1 (1), chapter \_\_, Oregon Laws 2015 (En-  
11 rolled Senate Bill 5526), for the biennium beginning July 1, 2015, for programs, is increased  
12 by \$160,000 for the development and operation of a donated dental services program.

13 SECTION 31. Notwithstanding any other provision of law, the General Fund appropriation  
14 made to the Oregon Health Authority by section 1 (1), chapter \_\_, Oregon Laws 2015 (En-  
15 rolled Senate Bill 5526), for the biennium beginning July 1, 2015, for programs, is increased  
16 by \$200,000 for the Senior Farm Direct Nutrition Program.

17 SECTION 32. Notwithstanding any other provision of law, the General Fund appropriation  
18 made to the Oregon Health Authority by section 1 (1), chapter \_\_, Oregon Laws 2015 (En-  
19 rolled Senate Bill 5526), for the biennium beginning July 1, 2015, for programs, is increased  
20 by \$100,000 for the Women, Infants and Children Farm Direct Nutrition Program.

21 SECTION 33. Notwithstanding any other provision of law, the General Fund appropriation  
22 made to the Oregon Health Authority by section 1 (1), chapter \_\_, Oregon Laws 2015 (En-  
23 rolled Senate Bill 5526), for the biennium beginning July 1, 2015, for programs, is increased  
24 by \$600,000 for school-based health centers.

25 SECTION 34. Notwithstanding any other provision of law, the General Fund appropriation  
26 made to the Oregon Health Authority by section 1 (1), chapter \_\_, Oregon Laws 2015 (En-  
27 rolled Senate Bill 5526), for the biennium beginning July 1, 2015, for programs, is increased  
28 by \$10,000,000 for grants to safety net providers.

29 SECTION 35. (1) In addition to and not in lieu of any other appropriation, there is ap-  
30 propriated to the Emergency Board, for the biennium beginning July 1, 2015, out of the  
31 General Fund, the amount of \$40,000,000, to be allocated to the Oregon Health Authority or  
32 the Department of Human Services for caseload costs or other budget challenges that the  
33 agency is unable to mitigate.

34 (2) If any of the moneys appropriated by subsection (1) of this section are not allocated  
35 by the Emergency Board prior to December 1, 2016, the moneys remaining on that date be-  
36 come available for any purpose for which the Emergency Board lawfully may allocate funds.

37 SECTION 36. Notwithstanding any other law limiting expenditures, the limitation on  
38 expenditures established by section 6, chapter 668, Oregon Laws 2013, for the biennium end-  
39 ing June 30, 2015, as the maximum limit for payment of expenses by the Public Employees'  
40 Benefit Board from the Public Employees' Revolving Fund for benefit plan premiums and  
41 self-insurance is increased by \$45,000,000.

42 SECTION 37. Notwithstanding any other provision of law, the General Fund appropriation  
43 made to the Long Term Care Ombudsman by section 1 (1), chapter 408, Oregon Laws 2015  
44 (Enrolled Senate Bill 5521), for the biennium beginning July 1, 2015, general program and  
45 services provided to care facility residents, is increased by \$100,000.

1 SECTION 59. Notwithstanding any other law limiting expenditures, the limitation on  
 2 expenditures established by section 2 (2), chapter \_\_\_, Oregon Laws 2015 (Enrolled Senate  
 3 Bill 5531), for the biennium beginning July 1, 2015, for fish and wildlife enforcement, as the  
 4 maximum limit for payment of expenses from fees, moneys or other revenues, including  
 5 Miscellaneous Receipts, but excluding lottery funds and federal funds, collected or received  
 6 by the Department of State Police, is increased by \$993,640 for capital equipment for fish and  
 7 wildlife enforcement.

8 SECTION 60. Notwithstanding any other law limiting expenditures, the limitation on  
 9 expenditures established by section 2 (4), chapter \_\_\_, Oregon Laws 2015 (Enrolled Senate  
 10 Bill 5531), for the biennium beginning July 1, 2015, for administrative services, agency sup-  
 11 port, criminal justice information services and the office of the State Fire Marshal, as the  
 12 maximum limit for payment of expenses from fees, moneys or other revenues, including  
 13 Miscellaneous Receipts, but excluding lottery funds and federal funds, collected or received  
 14 by the Department of State Police, is increased by \$78,830.

15 SECTION 61. Notwithstanding any other law limiting expenditures, the limitation on  
 16 expenditures established by section 3 (4), chapter \_\_\_, Oregon Laws 2015 (Enrolled Senate  
 17 Bill 5531), for the biennium beginning July 1, 2015, for administrative services, agency sup-  
 18 port, criminal justice information services and the office of the State Fire Marshal, as the  
 19 maximum limit for payment of expenses from federal funds collected or received by the De-  
 20 partment of State Police is increased by \$1,163.

21 SECTION 62. Notwithstanding any other law limiting expenditures, the limitation on  
 22 expenditures established by section 1 (1), chapter 329, Oregon Laws 2015 (Enrolled House Bill  
 23 5004), for the biennium beginning July 1, 2015, for operations, as the maximum limit for  
 24 payment of expenses from fees, moneys or other revenues, including Miscellaneous Receipts,  
 25 but excluding lottery funds and federal funds, collected or received by the Oregon Depart-  
 26 ment of Aviation, is decreased by \$22,537.

27 SECTION 63. Notwithstanding any other law limiting expenditures, the limitation on  
 28 expenditures established by section 1 (4), chapter 329, Oregon Laws 2015 (Enrolled House Bill  
 29 5004), for the biennium beginning July 1, 2015, for search and rescue, as the maximum limit  
 30 for payment of expenses from fees, moneys or other revenues, including Miscellaneous Re-  
 31 cepts, but excluding lottery funds and federal funds, collected or received by the Oregon  
 32 Department of Aviation, is increased by \$22,537.

33 SECTION 64. Notwithstanding any other law limiting expenditures, the following amounts  
 34 are established for the biennium beginning July 1, 2015, as the maximum limits for payment  
 35 of expenses from the Water Resources Department Water Supply Fund established by sec-  
 36 tion 10 (1), chapter 906, Oregon Laws 2009, for the following purposes:

37 (1) \$750,000 for facilitation of the preparation of place-based integrated water resources  
 38 strategies as described by section 2 (2), chapter \_\_\_, Oregon Laws 2015 (Enrolled Senate Bill  
 39 266).

40 (2) \$11,000,000 for the purpose of grants or contracts to assist with financing and facili-  
 41 tating water supply projects in the Umatilla Basin and for the payment of services in con-  
 42 nection with the projects.

43 (3) \$1,000,000 for the purpose of making one or more grants to individuals or entities to  
 44 repair, replace or remediate water wells in the Mosier Creek area.

45 (4) \$280,433 for the payment of bond issuance costs.

1	Other funds	HB 5011 1	-113,341
2	Oregon Board of Licensed		
3	Professional Counselors		
4	and Therapists:		
5	Operating Expenses		
6	Other funds	HB 5013 1	-13,146
7	State Board of Psychologist		
8	Examiners:		
9	Operating Expenses		
10	Other funds	HB 5033 1	-16,674
11	State Board of Chiropractic		
12	Examiners:		
13	Operating Expenses		
14	Other funds	HB 5007 1	-25,798
15	State Board of Licensed		
16	Social Workers:		
17	Operating Expenses		
18	Other funds	HB 5009 1	-12,716
19	Oregon Board of Dentistry:		
20	Operating Expenses		
21	Other funds	HB 5014 1	-24,721
22	Health-Related Licensing		
23	Boards:		
24	State Mortuary and		
25	Cemetery Board		
26	Other funds	HB 5023 1	-33,670
27	Oregon Board of		
28	Naturopathic Medicine		
29	Other funds	HB 5023 2	-5,541
30	Occupational Therapy		
31	Licensing Board		
32	Other funds	HB 5023 3	-2,902
33	Board of Medical Imaging		
34	Other funds	HB 5023 4	-4,514
35	State Board of Examiners		
36	for Speech-Language		
37	Pathology and Audiology		
38	Other funds	HB 5023 5	-4,679
39	Oregon State Veterinary		
40	Medical Examining Board		
41	Other funds	HB 5023 6	-14,530
42	Bureau of Labor and		
43	Industries:		
44	Operating Expenses		
45	General Fund	SB 5517 1	-68,290

[23]

1	Other funds	SB 5511 2(3)	-1,109,521
2	State Forestry Department:		
3	Fire Protection		
4	General Fund	HB 5019 1(1)	-319,463
5	Other funds	HB 5019 2(2)	-11,196
6	Federal funds	HB 5019 4(2)	-32,839
7	Private Forests		
8	General Fund	HB 5019 1(2)	-88,919
9	Other funds	HB 5019 2(4)	-5,320
10	Federal funds	HB 5019 4(4)	-1,605
11	Debt Service		
12	General Fund	HB 5019 1(3)	-324,245
13	Agency Administration		
14	Other funds	HB 5019 2(1)	-869,110
15	Federal funds	HB 5019 4(1)	-127
16	State Forests		
17	Other funds	HB 5019 2(3)	-32,260
18	Equipment Pool		
19	Other funds	HB 5019 2(7)	-3,924
20	Facilities Maintenance		
21	and Management		
22	Other funds	HB 5019 2(8)	-68
23	Department of Land		
24	Conservation and Development:		
25	Planning Program		
26	General Fund	HB 5027 1(1)	-84,572
27	Federal funds	HB 5027 3	-12,605
28	Columbia River Gorge		
29	Commission:		
30	Operating Expenses		
31	General Fund	HB 5010 1	-17
32			
33			
34	(9) PUBLIC SAFETY.		
35			
36			
37		2015	
38		Oregon Laws	
39		Chapter/	
40	Agency/Program/Funds	Section	Adjustment
41			
42	State Board of Parole and		
43	Post-Prison Supervision:		
44	General Fund	SB 5529 1	-\$105,826
45	Department of State Police:		

[32]

1	Patrol Services, Criminal			
2	Investigations and Gaming			
3	Enforcement			
4	General Fund	SB 5531 1(1)	-524,668	
5	Other funds	SB 5531 2(1)	-73,442	
6	Fish and Wildlife			
7	Enforcement			
8	General Fund	SB 5531 1(2)	-6,368	
9	Other funds	SB 5531 2(2)	-90,036	
10	Lottery funds	SB 5531 4	-25,678	
11	Federal funds	SB 5531 3(2)	-2,656	
12	Forensic Services and			
13	State Medical Examiner			
14	General Fund	SB 5531 1(3)	-52,401	
15	Other funds	SB 5531 2(3)	-555	
16	Administrative Services,			
17	Agency Support, Information			
18	Management and Office of			
19	State Fire Marshal			
20	General Fund	SB 5531 1(4)	-173,628	
21	Other funds	SB 5531 2(4)	-115,281	
22	Federal funds	SB 5531 3(4)	-2,218	
23	Department of Corrections:			
24	Operations and Health			
25	Services			
26	General Fund	SB 5504 1(1)	-123,677	
27	Other funds	SB 5504 2(1)	-32,523	
28	Administration, General			
29	Services and Human Resources			
30	General Fund	SB 5504 1(2)	-4,257,414	
31	Other funds	SB 5504 2(2)	-226	
32	Offender Management and			
33	Rehabilitation			
34	General Fund	SB 5504 1(3)	-5,495	
35	Community Corrections			
36	General Fund	SB 5504 1(4)	-105,712	
37	Debt Service			
38	General Fund	SB 5504 1(5)	-199,639	
39	Capital Improvements			
40	General Fund	SB 5504 1(6)	-347	
41	Oregon Criminal Justice			
42	Commission:			
43	General Fund	SB 5506 1	-11,407	
44	Other funds	SB 5506 2	-53	
45	Federal funds	SB 5506 3	-144	

[33]



Enrolled

# Senate Bill 5543

Printed pursuant to Senate Interim Rule 213.28 by order of the President of the Senate in conformance with pressession filing rules, indicating neither advocacy nor opposition on the part of the President (at the request of Oregon Department of Administrative Services)

00021

CHAPTER .....

AN ACT

Relating to state financial administration; creating new provisions; amending section 5, chapter 627, Oregon Laws 2013; and declaring an emergency.

Be It Enacted by the People of the State of Oregon:

**SECTION 1.** Notwithstanding any other provision of law, the authorized appropriations and expenditure limitations for the biennium beginning July 1, 2013, for the following agencies and programs are changed by the amounts specified:

(1) EDUCATION.

	2013	
	Oregon Laws	
	Chapter/	
Agency/Program/Funds	Section	Adjustment
Department of Community Colleges and Workforce Development:		
General Fund	Ch. 562 1(1)	+12,900
Other funds	Ch. 562 2(1)	+332,800
Other funds	Ch. 562 7	+25,000

(2) HUMAN SERVICES.

	2013	
	Oregon Laws	
	Chapter/	
Agency/Program/Funds	Section	Adjustment

Enrolled Senate Bill 5543 (SB 5543-A)

Page 1

2013  
Oregon Laws

Agency/Program/Funds State Department of Fish and Wildlife:	Chapter/ Section	Adjustment
General Fund	Ch. 615 1(3)	-39,023
Department of Land Conservation and Development:		
General Fund	Ch. 547 1(1)	-10,246
Department of State Lands:		
Other funds	Ch. 449 1(1)	+2,205,000
Water Resources Department:		
General Fund	Ch. 559 1	-27,873
State Forestry Department:		
General Fund	Ch. 620 1(2)	+2,481,032
Other funds	Ch. 620 2(2)	+2,270,077
State Department of Geology and Mineral Industries:		
General Fund	Ch. 394 1	+658,930
Other funds	Ch. 394 2	+4,190,555
State Department of Agriculture:		
Administrative and support services		
General Fund	Ch. 540 1(1)	-65
Food safety		
General Fund	Ch. 540 1(2)	-5,101
Natural resources		
General Fund	Ch. 540 1(3)	-5,455
Agricultural development		
General Fund	Ch. 540 1(4)	-3,841

(6) CONSUMER AND BUSINESS SERVICES.

2013 Oregon Laws		
Agency/Program/Funds Bureau of Labor and Industries:	Chapter/ Section	Adjustment
General Fund	Ch. 445 1	-9,034
Oregon Board of Dentistry:		
Other funds	Ch. 544 1	+50,000

(7) ADMINISTRATION.

Passed by Senate March 11, 2015

Received by Governor:

9:09 AM, March 25, 2015

  
Mori L. Brocker, Secretary of Senate

Approved:

9:56 AM, March 30, 2015

  
Peter Courtney, President of Senate

  
Kate Brown, Governor

Passed by House March 20, 2015

Filed in Office of Secretary of State:

1:57 PM, March 31, 2015

  
Tina Kotek, Speaker of House

  
Jeanne P. Atkins, Secretary of State

**Budget Narrative**

---

This Page Left Intentionally Blank

# Budget Narrative

Department of Forestry

Agency Summary

Budget Summary  
Graphics

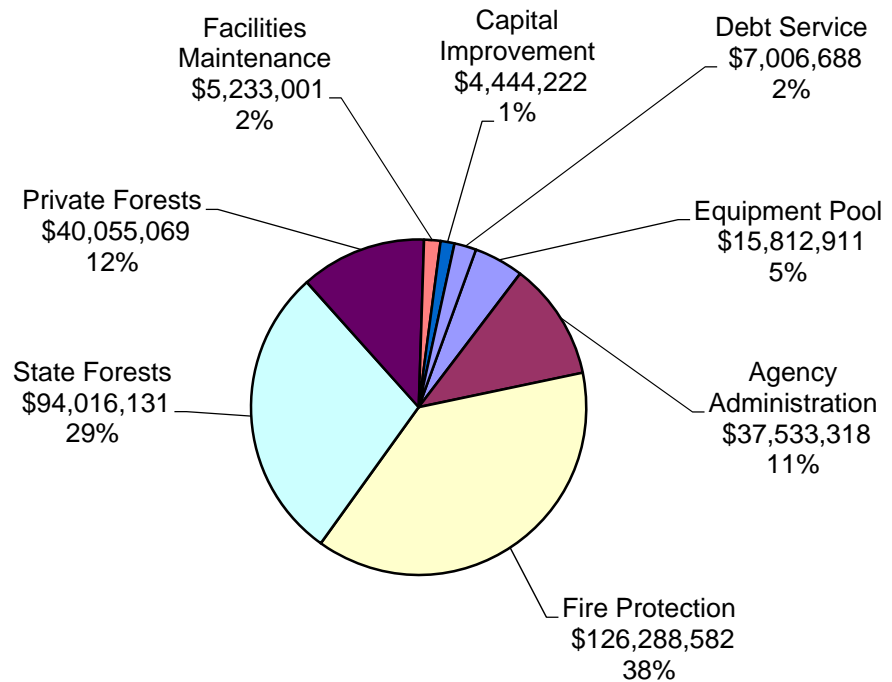
2015-2017 Biennial Budget Summary –  
Charts

### Chart 1 – Legislatively Adopted Budget by Program Area

The Chart 1 shows the Legislatively Adopted Budget by program area and percentage of the total budget.

This Legislatively Adopted Budget includes 1,197 positions (875.54 FTE).

## 2015-17 LEGISLATIVELY ADOPTED BUDGET BY PROGRAM AREA (Total \$330,389,922)



Agency Request

Governor's Budget

Legislatively Adopted

Budget Page C-1  
107BF02

# Budget Narrative

Department of Forestry

Agency Summary Narrative

Budget Summary  
Graphics

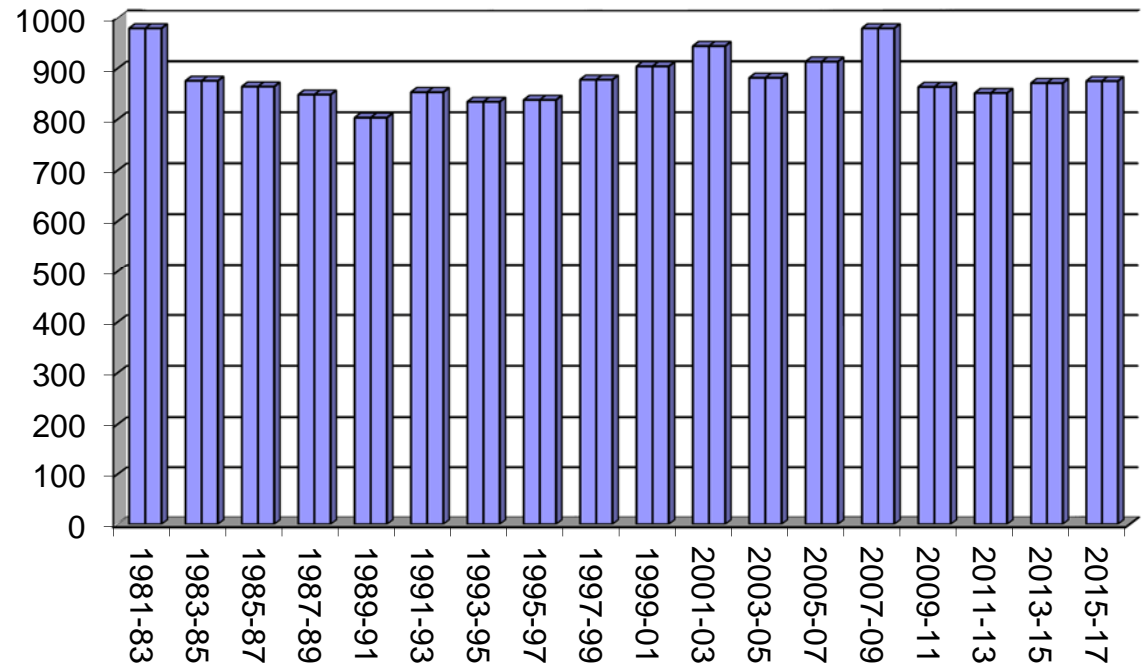
## 2015-2017 Biennial Budget Summary - Charts (Cont.)

### Chart 2 – Historical Full Time Equivalents

Chart 2 shows historical full-time equivalents (FTE) for the Department over the last sixteen biennia and the Legislatively Approved Budget for 2013-15, and compares them to the 2015-17 biennium. The 2015-17 FTE count is 875.54. The biennium with the highest FTE count was 1981-83 with 979 FTE as positions were added in all the major operating programs (Fire, State Forests and Private Forests). The lowest biennium was 1989-91 with 803.85 FTE.

FTE have been relatively constant over the last seventeen biennia, even through major program and service additions and requirements to the Board and Department missions. These additional responsibilities involve areas such as administration of the Oregon Forest Practices Act, administration of the Oregon Plan for Salmon and Watersheds, administration of the National Fire Plan and Healthy Forests Restoration Act, decentralization of administrative services and risk management from the state level, and increased complexity of federal legal and regulatory requirements.

### FULL TIME EQUIVALENTS (FTE) 1981-2015 LEGISLATIVELY APPROVED FTE and 2015-17 LEGISLATIVELY ADOPTED BUDGET FTE OF 875.54



Agency Request

Governor's Budget

Legislatively Adopted

Budget Page C-2  
107BF02

# Budget Narrative

Department of Forestry

Agency Summary Narrative

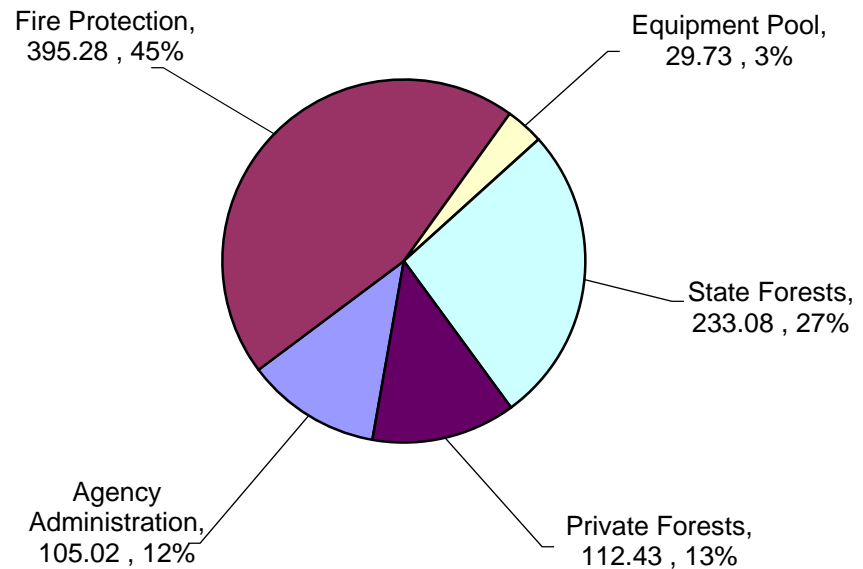
Budget Summary  
Graphics

2015-2017 Biennial Budget Summary –  
Charts (Cont.)

**Chart 3 – Legislatively Adopted FTE by  
Program Area**

Most of the legislatively adopted 875.54 FTE  
reside in the Fire Protection and State Forests  
Programs.

## 2015-17 LEGISLATIVELY ADOPTED BUDGET FULL-TIME EQUIVALENTS BY PROGRAM (Total FTE 875.54)



Agency Request

Governor's Budget

Legislatively Adopted

Budget Page C-3  
107BF02

# Budget Narrative

Department of Forestry

Agency Summary Narrative

Budget Summary  
Graphics

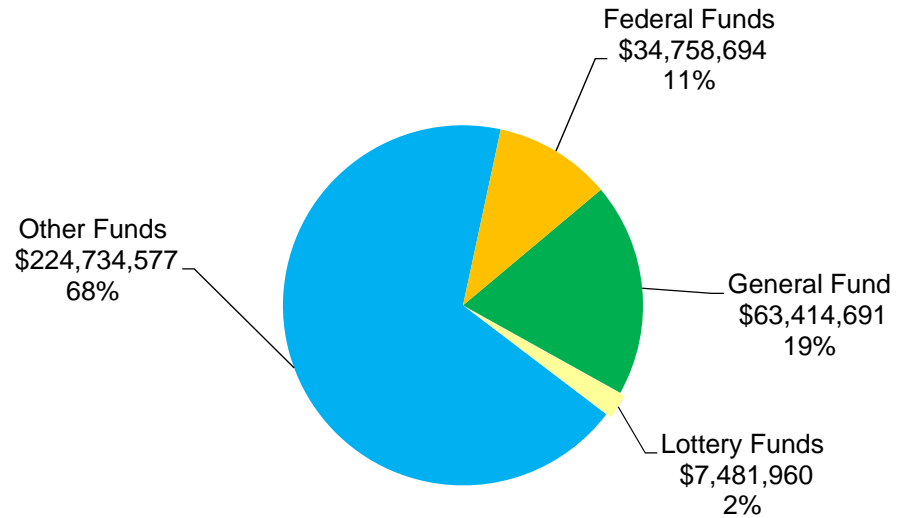
2015-2017 Biennial Budget Summary –  
Charts (Cont.)

### Chart 4 – Legislatively Adopted Budget by Fund Type

This chart shows the Department's 2015-17  
Legislatively Adopted Budget by Fund Type.

68 percent of the Department's budget is Other  
Funds. Some 19 percent of the budget consists  
of General Fund, and 2 percent is Lottery  
Funds. Federal Funds make up 11 percent of  
the 2015-17 budget.

## 2015-17 LEGISLATIVELY ADOPTED BUDGET BY FUND-TYPE (Total \$330,389,922)



Agency Request

Governor's Budget

Legislatively Adopted

Budget Page C-4  
107BF02



# Budget Narrative

Department of Forestry

Agency Summary Narrative

Budget Summary  
Graphics

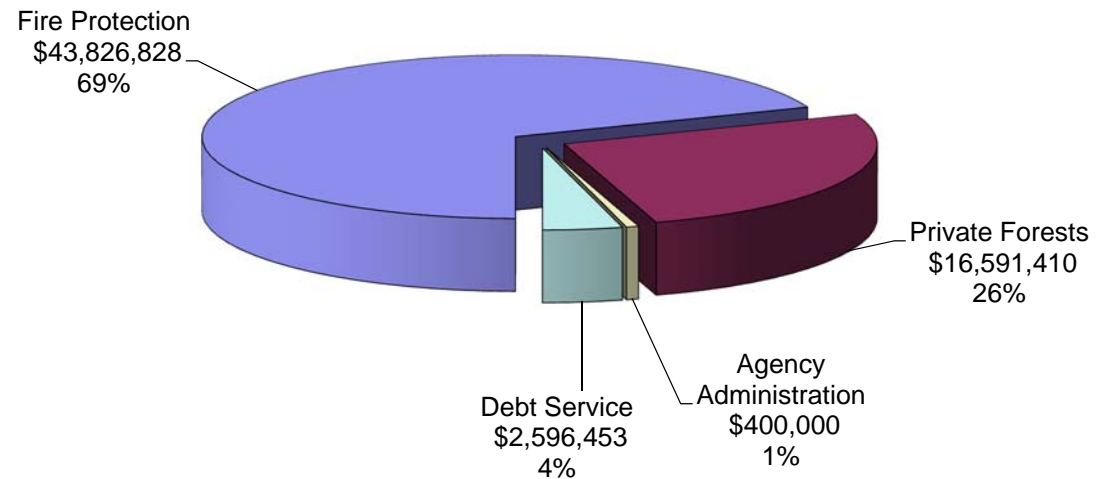
## 2015-2017 Biennial Budget Summary – Charts (Cont.)

### Chart 5 – Legislatively Adopted Budget, General Fund by Program

For 2015-17, three of the Department's four program areas are supported with General Fund. These are Fire Protection, Private Forests and Debt Service, with a small amount in Agency Administration. General Fund in these programs leverages both Other and Federal Fund dollars. In the case of the Fire Protection and Private Forests programs, the Other Fund linkages are statutorily established as forest landowner assessments for fire protection and the Oregon Forest Products Harvest Tax for Forest Practices Act administration.

Over 69 percent, or \$43.8 million, of the Department's General Fund is found in the Fire Protection Program.

## 2015-17 LEGISLATIVELY ADOPTED BUDGET General Fund by Program (Total \$63,414,691)



Agency Request

Governor's Budget

Legislatively Adopted

Budget Page C-5  
107BF02

# Budget Narrative

Department of Forestry

Agency Summary Narrative

Budget Summary  
Graphics

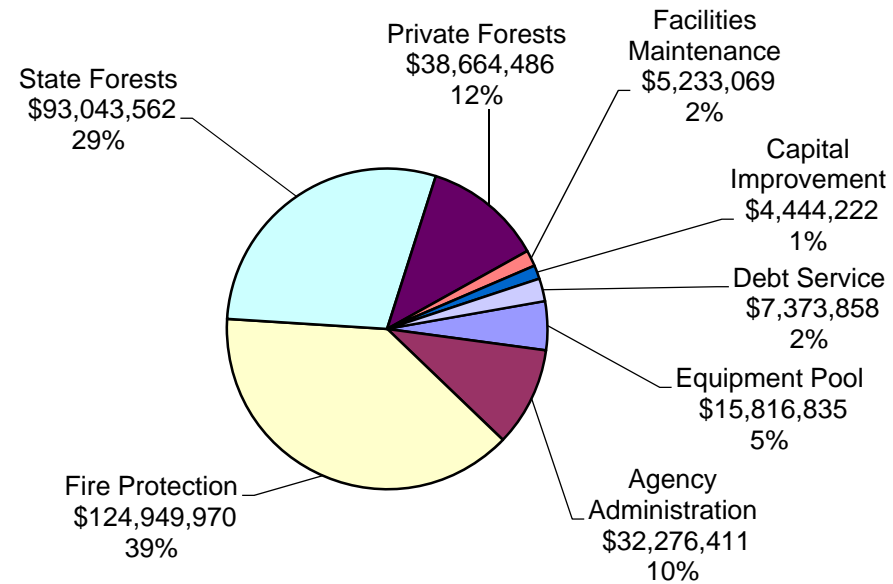
## Chart 6 – Current Service Level Budget by Program

The 2015-17 Current Service Level (CSL) is the estimated cost of continuing current programs into the next biennium, as required by law. The Department's CSL is calculated based on specific budget instructions provided by the Department of Administrative Services. The CSL totals approximately \$321.8 million, an increase of \$12.4 million, or 3.6 percent, from the 2013-15 Legislatively Adopted Budget.

The number of departmental positions for the CSL decreased by 1 position for a total count of 1,199 positions (874.06 FTE). This decrease is due to technical re-alignment and position consolidation.

Chart 7 shows the CSL by program area and percentage of the total budget.

## 2015-17 CURRENT SERVICE LEVEL MAJOR EXPENDITURE CATEGORIES (Total \$321,802,413)



Agency Request

Governor's Budget

Legislatively Adopted

Budget Page C-6  
107BF02

## Budget Narrative

---

Department of Forestry

Agency Summary Narrative

Mission Statement and Statutory Authority

### **Mission Statement and Statutory Authority:**

The Oregon Department of Forestry (ODF) is a multi-program, multi-funded public agency chartered and structured to administer the forest laws and policies of the State of Oregon, within a context of sustainable forests, for the benefit of all Oregonians.

#### **Mission:**

ODF serves the people of Oregon by protecting, managing, and promoting stewardship of Oregon's forests to enhance environmental, economic, and community sustainability.

The Department's top priority is providing fire protection on 16 million acres – just over half of Oregon's forestland base and a \$60 billion asset. This public-private partnership, part of a complete, coordinated system that also involves landowners, forest protective associations and other public agencies, seeks to protect public safety and to minimize cost and natural resource damage associated with wildfire.

The Department also manages more than 800,000 acres of state-owned forests for multiple benefits, enforces the Forest Practices Act – a cornerstone of environmental protection in Oregon – and provides guidance and expertise to keep working forestlands in forest use, so that their benefits can continue to accrue to all Oregonians.

The agency also provides urban forestry assistance to help communities manage the many benefits of urban forests, and maintains a policy and planning program that helps provide strategic direction for the Board and Department, supports the Governor's Office, and develops forest information for use by policy makers, the general public and others.

The Department maintains a set of administrative functions to support its principle businesses.

The agency's work fits within the *Forestry Program for Oregon*, a strategic framework adopted and periodically updated by the Oregon Board of Forestry. This framework rests on a set of goals (please see the Environmental Factors section, below).

---

Agency Request

Governor's Budget

Legislatively Adopted

Budget Page C-7  
107BF02

## Budget Narrative

---

Department of Forestry

Agency Summary Narrative

Mission Statement and Statutory Authority

**Statutory Authority:**

The chief executive of the Oregon Department of Forestry is the State Forester, acting under the direction of the Board of Forestry. The Board consists of seven members appointed by the Governor and confirmed by the Senate as provided in ORS 171.562 and 171.565. Appointments made by the Governor shall include at least one member from each of the forest regions established under ORS 527.640. No more than three members of the Board may derive any significant portion of their income directly from persons or organizations that are subject to regulation under ORS 527.610 to 527.730 and 527.990(1). The term of office is four years, and no member of the Board can serve more than two consecutive full terms. The Board is charged by ORS 526.016 to "supervise all matters of forest policy and management under the jurisdiction of this state . . ."

The Board appoints the State Forester, who in turn is authorized to appoint other employees. The Department and Board of Forestry authorities are contained in several chapters of the Oregon Revised Statutes, including:

- a. ORS 321 - Timber Taxes
- b. ORS 477 - Fire Protection of Forests and Vegetation
- c. ORS 526 - Forestry Administration; Service Forestry
- d. ORS 527 - Insect and Disease Control; Forest Practices
- e. ORS 530 - Acquisition and Development of State Forests
- f. ORS 532 - Branding of Forest Products and Booming Equipment

The Department's administrative rules are contained in Chapter 629 of the Oregon Administrative Rules.

---

Agency Request

Governor's Budget

Legislatively Adopted

Budget Page C-8  
107BF02

# Budget Narrative

---

Department of Forestry

Agency Summary Narrative

Agency Two-Year Plan

## Agency Strategic or Business Plans:

The Department develops both strategic plans and operational plans to carry out statutory mandates, and to implement the policies of the Board of Forestry. The Department's strategic planning process integrates several ongoing planning and budgeting processes. These include development of agency biennial budget requests, Board of Forestry work planning, and development of legislative concepts. The broader strategic planning process identifies focus areas for pursuing or managing changes in Department policies and programs. More specifically, these focus areas are called strategic initiatives or agency initiatives. Strategic initiatives are identified and developed through an assessment with the agency Leadership Team, and an external review of potential initiatives with stakeholders and cooperators. This process is ongoing and adaptive, in that emerging issues and external events often call for adjustments to strategic initiatives. The agency's strategic planning decisions are documented through individual strategic initiative descriptions, and through a summary document that provides an overview of the process and current initiatives. Specific strategic actions associated with the initiatives flow into annual operations plans for implementation by the appropriate field and/or program staffs. At the highest level, the Department shares the fundamental goals of the *Forestry Program for Oregon*, listed below (please see Environmental Factors section).

Several agency initiatives relate to continuous improvement in the areas of agency business systems and information technology applications. Starting in the 2007-2009 biennium the Department, with assistance and support from the Legislature and the Department of Administrative Services, embarked on a process to improve its technology platforms and business systems. However, the investment plan is long-term, and many enterprise business systems continue to experience inefficiencies and limited functionality. In 2011, the Department identified more than fifty critical business system needs and began to prioritize them. Several strategic initiatives seek to continue this effort, with a focus as appropriate on enterprise-level systems and applications, and critical program-specific applications. These are described in more detail in the Initiatives section of this summary.

---

Agency Request

Governor's Budget

Legislatively Adopted

Budget Page C-9  
107BF02

## Budget Narrative

Department of Forestry

Agency Summary Narrative

Program Descriptions

### Agency Programs

#### Fire Protection:

ODF is the state's largest fire department. The Agency's Fire Protection Program protects 16 million acres through a complete and coordinated system with federal wildland fire agencies, forest landowners, operators and contractors, local structural fire agencies, and nearby states and provinces. Of the total protected acreage, about 12 million is privately owned, about 1.16 million is owned by state and local government, and 2.5 million consists of U.S. Bureau of Land Management Western Oregon lands and other federal acreage. The program's goal is to create and use environmentally sound and economically efficient strategies that minimize the total cost to protect Oregon's timber and other forest values from wildfire, while also minimizing wildfire damage to protected resources.

Services include fire prevention, fire detection and suppression, equipment cache, communications, weather and smoke management services, mapping, federal grants utilization, central and field program administration, and Emergency Fire Cost management. These services are delivered through three area offices and 14 forest protection districts, of which three are locally managed by Forest Protective Associations. The program also provides management direction for prescribed fire use to reduce forest fuels, as a prevention measure.

Fund Type	2013-15 Legislatively Adopted Budget	2013-15 Legislatively Approved Budget	2015-17 Agency Request Budget	2015-17 Governor's Budget	2015-17 Legislatively Adopted Budget	% Change GB to LAB
Total General Fund	\$37,447,898	\$101,694,790	\$49,432,080	\$44,095,411	\$43,826,828	-0.61%
Total Other Fund	\$63,319,355	\$188,515,589	\$66,635,632	\$66,191,477	\$66,214,401	0.03%
Total O.F. Non-Limited	\$0	\$0	\$20,000,000	\$10,000,000	\$0	-100%
Total Federal Funds	\$15,718,166	\$15,823,821	\$16,188,993	\$16,168,772	\$16,247,353	0.49%
<b>Grand Total Positions</b>	<b>\$116,485,419 693</b>	<b>\$306,034,201 693</b>	<b>\$152,256,705 697</b>	<b>\$136,455,660 694</b>	<b>\$126,288,582 694</b>	<b>-7.45% 0%</b>
<b>FTE</b>	<b>394.73</b>	<b>394.73</b>	<b>398.28</b>	<b>395.28</b>	<b>395.28</b>	<b>0%</b>

Agency Request

Governor's Budget

Legislatively Adopted

Budget Page C-10  
107BF02

## Budget Narrative

Department of Forestry

Agency Summary Narrative

Program Descriptions

**Private Forests:**

The Private Forests Program delivers a range of services to industrial, family-forest, state, local government and some federal landowners. These services seek to maintain and enhance the economic, social and environmental benefits derived from Oregon's forests. The program maintains public confidence that Oregon's private forests are well-managed, providing stability for landowners, operators and foresters to invest in and manage a range of social, economic and environmental values.

Oregon's forests are a critical economic engine. Oregon's timber harvests average around 4 billion board feet per year. The forest products industry remains a major source of jobs (8-9 percent of total jobs) and contributes disproportionately to total payroll (12 percent). For every 1 million board feet harvested, more than six jobs are directly supported, with an additional 10 jobs coming from supplying mills and as workers and their families spend their incomes. Oregon's forests also make multiple social contributions. Private forestlands support and fund Oregon's complete and coordinated forest fire protection system. Taxes from timber harvest contribute to forestry research at the Oregon State University College of Forestry, the administration of the Oregon Forest Practices Act, and public and landowner education. The majority of Oregon's drinking water comes from Oregon's forests. Private lands provide a diversity of recreational opportunities and support many wildlife species through a range of habitat conditions. Essential environmental values are also provided. Well-managed forests maintain resilient landscapes that provide salmon habitat, maintain air and water quality, reduce the risk of catastrophic wildfires, and reduce the impact of insect outbreaks.

Fund Type	2013-15 Legislatively Adopted Budget	2013-15 Legislatively Approved Budget	2015-17 Agency Request Budget	2015-17 Governor's Budget	2015-17 Legislatively Adopted Budget	% Change GB to LAB
Total General Fund	\$13,919,776	\$14,284,065	\$21,695,242	\$18,241,754	\$16,591,410	-9.05%
Total Other Fund	\$9,645,993	\$9,831,971	\$12,184,843	\$11,061,195	\$10,725,442	-3.04%
Total Federal Funds	\$12,175,184	\$12,261,652	\$12,456,357	\$12,737,435	\$12,738,217	0.01%
<b>Grand Total</b>	<b>\$35,740,953</b>	<b>\$36,377,688</b>	<b>\$46,336,442</b>	<b>\$42,040,384</b>	<b>\$40,055,069</b>	<b>-4.72%</b>
Positions	114	114	122	119	115	-3.36%
FTE	109.79	109.79	119.60	116.60	112.43	-3.58%

\_\_\_ Agency Request

\_\_\_ Governor's Budget

  X   Legislatively Adopted

Budget Page C-11  
107BF02

## Budget Narrative

Department of Forestry

Agency Summary Narrative

Program Descriptions

**State Forests:**

The State Forests Program manages more than 800,000 acres of forestland, about 3 percent of Oregon’s forestland base. There are six state forests: the Tillamook, Clatsop, Santiam, Sun Pass, Gilchrist and Elliott, plus scattered smaller tracts. About 85 percent of the state forest acreage is owned by the Board of Forestry. The remaining lands, the Common School Lands, are managed by the Department under contract with the State Land Board. The program has three sub-programs:

**Management of Board of Forestry Lands** – The purpose is to achieve greatest permanent value – healthy, productive and sustainable forest ecosystems that over time and across the landscape provide a full range of social, economic and environmental benefits to the people of Oregon. Board of Forestry Lands are actively managed in a sound environmental manner that provides for sustainable timber harvest and revenue to the state and local taxing districts. Timber revenue from the lands is divided such that 63.75 percent goes to the counties where harvest has occurred. The counties in turn distribute the majority to local taxing districts, including K-12 schools. The remaining revenue pays for the management of the program.

**Management of Common School Lands** – Constitutional direction for these lands is to maximize income to the Common School Fund over the long term, consistent with the conservation of this resource under sound techniques of land management. Historically, Common School forest land has generated the greatest amount of long-term revenue for the Common School Fund.

**Tree Improvement** – This sub-program seeks to conserve the genetic quality of forests on state and private lands, and to increase the yield and quality of forest products by developing genetically improved seed sources for reforestation. Emphasis is on producing diverse and site-adapted sources of seeds at the J.E. Schroeder Seed Orchard.

Fund Type	2013-15 Legislatively Adopted Budget	2013-15 Legislatively Approved Budget	2015-17 Agency Request Budget	2015-17 Governor's Budget	2015-17 Legislatively Adopted Budget	% Change GB to LAB
Total General Fund	\$0	\$0	\$7,951,932	\$2,800,000	\$0	-100%
Total Other Fund	\$89,119,478	\$90,437,663	\$89,985,655	\$88,630,863	\$90,151,257	1.72%
Total Federal Funds	\$3,839,682	\$846,034	\$864,874	\$864,874	\$3,864,874	346.87%
Grand Total	<b>\$92,959,160</b>	<b>\$91,283,697</b>	<b>\$98,802,461</b>	<b>\$92,295,737</b>	<b>\$94,016,131</b>	1.86%
Positions	<b>268</b>	<b>268</b>	<b>270</b>	<b>258</b>	<b>258</b>	0%
FTE	<b>241.99</b>	<b>241.99</b>	<b>244.74</b>	<b>233.53</b>	<b>233.08</b>	-0.19%

\_\_\_ Agency Request

\_\_\_ Governor's Budget

  X   Legislatively Adopted

Budget Page C-12  
107BF02



## Budget Narrative

Department of Forestry

Agency Summary Narrative

Program Descriptions

**Agency Administration Program:**

The purpose of the Agency Administration Program is to: (1) Assess and report on the condition of Oregon's forest resources; (2) Increase Oregonians' understanding of forests, forestry, the Board of Forestry and the Agency; (3) Strive to preserve the forestland base by promoting sound land use planning; (4) Arrange the Department's human, financial, technical, and operational resources to effectively and efficiently discharge the legal responsibilities of the State of Oregon, Board of Forestry, State Forester and the Agency; and (5) Provide sufficient levels of support to the Board of Forestry so that it can meet its statutory obligations, and the objectives set forth in the *Forestry Program for Oregon*.

The Agency Administration Program has three primary components: *Agency Leadership and Management* – In concert with the Board of Forestry, this function provides leadership and policy direction on all forestry matters in the state, and also includes quality assurance, legislative coordination and public affairs support; *Resource Policy* – This component provides technical analysis and planning, as well as a wide variety of information on forestry issues to other divisions of the Department and to other state, federal and local agencies and the public. *Administrative Services* – This function consists of human resources, business services, and information technology.

Fund Type	2013-15 Legislatively Adopted Budget	2013-15 Legislatively Approved Budget	2015-17 Agency Request Budget	2015-17 Governor's Budget	2015-17 Legislatively Adopted Budget	% Change GB to LAB
Total General Fund	\$196,000	\$196,000	\$0	\$300,000	\$400,000	33.33%
Total Lottery Funds	\$2,885,000	\$2,885,000	\$6,550,000	\$6,050,000	\$5,000,000	-17.36%
Total Other Funds	\$25,295,275	\$25,874,848	\$34,129,912	\$33,700,102	\$30,225,068	-10.31%
Total Federal Funds	\$2,119,979	\$2,176,660	\$1,908,377	\$1,907,617	\$1,908,250	0.03%
<b>Grand Total</b>	<b>\$30,496,254</b>	<b>\$31,132,508</b>	<b>\$42,588,289</b>	<b>\$41,957,719</b>	<b>\$37,533,318</b>	<b>-10.54%</b>
Positions	<b>96</b>	<b>96</b>	<b>108</b>	<b>108</b>	<b>101</b>	<b>-6.48%</b>
FTE	<b>95.48</b>	<b>95.48</b>	<b>112.34</b>	<b>112.02</b>	<b>105.02</b>	<b>-6.25%</b>

Agency Request

Governor's Budget

Legislatively Adopted

Budget Page C-13  
107BF02

## Budget Narrative

Department of Forestry

Agency Summary Narrative

Program Descriptions

**Equipment Pool Program:**

The Equipment Pool Program seeks to provide efficient and effective agency equipment via internal services, interagency cooperation, and exploring cost-savings and partnership opportunities. The program purpose also includes implementation of a 10-year radio plan by upgrading and replacing existing equipment to narrow-band technology as required by federal law. The Equipment Pool Program consists of a Transportation Pool and a Radio Communications Pool.

The Transportation Pool includes Aviation and Motor Pool units, which consist of approximately 540 pieces of equipment. The Motor Pool unit also manages approximately 220 additional pieces of equipment that are directly owned by Department districts, forest protection associations, or the Federal government through the Federal Excess Property Program (FEPP). The equipment managed includes a limited number of passenger vehicles, two aircraft, pickup trucks, medium and large trucks, trailers and various pieces of heavy equipment.

The Radio Communications Pool supports and maintains approximately 3,600 pieces of major radio communications equipment. It provides equipment management support, engineering, networking and maintenance support to the Department, forest protective associations, and the Oregon Departments of Fish and Wildlife and Parks and Recreation. The Pool also provides support on an on-call basis to other state agencies.

Fund Type	2013-15 Legislatively Adopted Budget	2013-15 Legislatively Approved Budget	2015-17 Agency Request Budget	2015-17 Governor's Budget	2015-17 Legislatively Adopted Budget	% Change GB to LAB
Total Other Fund	\$15,278,463	\$15,427,629	\$15,816,835	\$15,810,747	\$15,812,911	0.01%
Grand Total	<b>\$15,278,463</b>	<b>\$15,427,629</b>	<b>\$15,816,835</b>	<b>\$15,810,747</b>	<b>\$15,812,911</b>	0.01%
Positions	<b>29</b>	<b>29</b>	<b>29</b>	<b>29</b>	<b>29</b>	0%
FTE	<b>29.73</b>	<b>29.73</b>	<b>29.73</b>	<b>29.73</b>	<b>29.73</b>	0%

\_\_\_ Agency Request

\_\_\_ Governor's Budget

  X   Legislatively Adopted

Budget Page C-14  
107BF02

## Budget Narrative

Department of Forestry

Agency Summary Narrative

Program Descriptions

**Facilities Maintenance and Management Program:**

ORS 276.285 encourages state agencies that own property and operate facilities to manage and develop their properties in an effective and businesslike manner. To achieve this, agencies may establish a rental program for the purpose of recovering and paying for their costs. During the 1997 legislative session, the Department was granted authority to establish a separate Facilities Maintenance and Development Account (FAMADA) in the State Treasury Department. Much like the agency's Equipment Pool, this account is established as a separate budget program.

The Department of Forestry owns 390 structures situated throughout the state. Examples include mountain-top lookout facilities and radio communication sites, remote forest fire guard stations, offices at district, unit and central headquarters, shops and warehouses, seed processing facilities, automotive maintenance shops, and some fueling facilities. Many of the Department's buildings date from the late 1930s, 1940s and 1950s. Because of their age and type of construction, most of the buildings need substantial improvements. In many cases, the buildings need interior and exterior remodeling to address considerations involving safety, the Americans with Disabilities Act (ADA), modernization, efficiency and energy conservation. For the 2015-17 biennium the Department, through the Facilities Unit and field districts, will continue to emphasize maintenance, capital improvements, and capital construction in the areas of ADA compliance, safety, state, city and county code compliance, asset security, asset protection and mission-essential projects.

Fund Type	2013-15 Legislatively Adopted Budget	2013-15 Legislatively Approved Budget	2015-17 Agency Request Budget	2015-17 Governor's Budget	2015-17 Legislatively Adopted Budget	% Change GB to LAB
Total Other Fund	\$5,119,522	\$5,119,694	\$5,233,069	\$5,233,033	\$5,233,001	-0.001%
Grand Total	<b>\$5,119,522</b>	<b>\$5,119,694</b>	<b>\$5,233,069</b>	<b>\$5,233,033</b>	<b>\$5,233,001</b>	0%
Positions	<b>0</b>	<b>0</b>	<b>0</b>	<b>0</b>	<b>0</b>	0%
FTE	<b>0.00</b>	<b>0.00</b>	<b>0.00</b>	<b>0.00</b>	<b>0.00</b>	0%

     Agency Request

     Governor's Budget

  X   Legislatively Adopted

Budget Page C-15  
107BF02

## Budget Narrative

Department of Forestry

Agency Summary Narrative

Program Descriptions

**Debt Service Program:**

In some cases, where remodeling and capital improvements of a facility are not feasible or cost-effective, complete replacement of the building is studied and considered. When necessary and appropriate, Certificates of Participation are used for construction financing, and debt service is required. The Department currently has debt service for a major Salem capital construction project that was completed in 2004, for capital relocation projects in the John Day, Sisters and South Cascade areas, and for capital investment improvements in the agency's business systems.

Fund Type	2013-15 Legislatively Adopted Budget	2013-15 Legislatively Approved Budget	2015-17 Agency Request Budget	2015-17 Governor's Budget	2015-17 Legislatively Adopted Budget	% Change GB to LAB
Total General Fund	\$2,873,589	\$2,873,589	\$3,477,339	\$3,397,091	\$2,596,453	-23.57%
Total Lottery Fund	\$2,523,132	\$2,523,132	\$2,524,885	\$2,524,885	\$2,481,960	-1.70%
Total Other Funds	\$120,000	\$120,000	\$0	\$0	\$0	0%
Total Other Funds-DS	\$1,694,322	\$1,694,322	\$2,776,315	\$2,856,563	\$1,928,275	-32.50%
Grand Total	<b>\$7,211,043</b>	<b>\$7,211,043</b>	<b>\$8,778,539</b>	<b>\$8,778,539</b>	<b>\$7,006,688</b>	-20.18%
Positions	<b>0</b>	<b>0</b>	<b>0</b>	<b>0</b>	<b>0</b>	0%
FTE	<b>0.00</b>	<b>0.00</b>	<b>0.00</b>	<b>0.00</b>	<b>0.00</b>	0%

Agency Request

Governor's Budget

Legislatively Adopted

Budget Page C-16  
107BF02

## Budget Narrative

Department of Forestry

Agency Summary Narrative

Program Descriptions

**Capital Improvement Program:**

As described in the Facilities Maintenance and Management section above, because of their age and type of construction, most of the Department's buildings need substantial improvements, many of them capital in nature (i.e. beyond maintenance and repair). For the 2015-17 biennium the Department, through the Facilities Unit and field districts, will continue to emphasize capital improvements in the areas of ADA compliance, safety, state, city and county code compliance, asset security, asset protection and mission-essential projects.

Fund Type	2013-15 Legislatively Adopted Budget	2013-15 Legislatively Approved Budget	2015-17 Agency Request Budget	2015-17 Governor's Budget	2015-17 Legislatively Adopted Budget	% Change GB to LAB
Total Other Fund	\$4,314,778	\$4,314,778	\$4,444,222	\$4,444,222	\$4,444,222	0%
Grand Total	<b>\$4,314,778</b>	<b>\$4,314,778</b>	<b>\$4,444,222</b>	<b>\$4,444,222</b>	<b>\$4,444,222</b>	0%
Positions	0	0	0	0	0	0%
FTE	0.00	0.00	0.00	0.00	0.00	0%

Agency Request

Governor's Budget

Legislatively Adopted

Budget Page C-17  
107BF02

## Budget Narrative

Department of Forestry

Agency Summary Narrative

Program Descriptions

**Capital Construction Program:**

Where remodeling and capital improvements of aging facilities are not feasible or cost-effective, complete replacement of the building is studied. As part of its facilities long-range planning process, the Department has identified the need for one capital construction project beginning in the 2015-17 biennium. However, the Department did not secure the necessary funds to pursue the project in 2015-17 biennium.

Fund Type	2013-15 Legislatively Adopted Budget	2013-15 Legislatively Approved Budget	2015-17 Agency Request Budget	2015-17 Governor's Budget	2015-17 Legislatively Adopted Budget	% Change GB to LAB
Total Other Fund	\$1,750,000	\$1,750,000	\$7,000,000	\$7,000,000	\$0	-100%
Grand Total	<b>\$1,750,000</b>	<b>\$1,750,000</b>	<b>\$7,000,000</b>	<b>\$7,000,000</b>	<b>\$0</b>	-100%
Positions	<b>0</b>	<b>0</b>	<b>0</b>	<b>0</b>	<b>0</b>	0%
FTE	<b>0.00</b>	<b>0.00</b>	<b>0.00</b>	<b>0.00</b>	<b>0.00</b>	0%

Agency Request

Governor's Budget

Legislatively Adopted

Budget Page C-18  
107BF02

## Budget Narrative

---

Department of Forestry

Agency Summary Narrative

Environmental Factors

### Environmental Factors:

The Board of Forestry's *Forestry Program for Oregon* provides extensive background information on significant environmental factors that are shaping forestry into the future. The document also sets out seven goals, which are listed below. The Department periodically reviews trends and assumptions associated with these goals to look for changes and identify emerging issues. The following discussion updates the trends and assumptions as the 2015-17 biennium approaches.

**Goal A:** Promote a fair legal system, effective and adequately funded government, leading-edge research and education, and publicly-supported environmental, economic, and social policies.

**Goal B:** Ensure that Oregon's forests make a significant contribution towards meeting the nation's wood product needs and provide diverse social and economic outputs and benefits valued by the public in a fair, balanced, and efficient manner.

**Goal C:** Protect and improve the productive capacity of Oregon's forests.

**Goal D:** Protect and improve the physical and biological quality of the soil and water resources of Oregon's forests.

**Goal E:** Conserve diverse native plant and animal populations and protect and improve their habitats in Oregon's forests.

**Goal F:** Protect and improve the health and resiliency of Oregon's dynamic forest ecosystems, watersheds, and airsheds.

**Goal G:** Improve carbon sequestration and storage and reduce carbon emissions in Oregon's forests and forest products.

A variety of factors, involving the social as well as the natural landscape, shape Board of Forestry and Department work toward the overarching *Forestry Program for Oregon* goals and other strategic initiatives. Key factors include:

***Forest fragmentation, diversity and conversion, and the growing wildland-urban interface*** – Working forests are actively managed, according to their owners' diverse interests and objectives, to produce benefits that may include timber harvest, wildlife habitat, stream enhancement, scenic values, clean air and water, recreation opportunities and more. Oregon's land use system has generally succeeded in keeping forestland intact. However, changing ownership patterns, development pressure, and economic challenges involved in managing lands for forest values create pressure to convert these lands to other use, with degradation or loss of forest benefits. Often, land can be sold for much more than its resource management value. Finding ways to create monetary benefits for the environmental benefits of forests, such as clean water or carbon storage, and developing financing solutions that conserve at-risk forests, are ongoing challenges.

---

Agency Request

Governor's Budget

Legislatively Adopted

Budget Page C-19  
107BF02

## Budget Narrative

---

Department of Forestry

Agency Summary Narrative

Environmental Factors

### Environmental Factors: (Cont.)

An estimated 330,000 acres of Oregon's private forestlands exist within urban growth boundaries or other development zones, and another 1.8 million acres are within a mile of developable areas. These are among the more likely forestlands to experience conversion to other use. Many family forestland owners are pressed to generate adequate return from natural resource management, and generational transition may increase interest in converting these lands to other uses. Changes also are occurring on larger parcels, an increasing number of which are owned by entities that may be interested in gaining return from the lands' real estate or other values.

Key implications include:

- An ongoing need to help family forestland owners find solutions and gain management expertise to keep forests in forest use.
- Where working forests adjoin homes, a high demand on field foresters' time educating landowners and neighbors, responding to concerns from neighboring landowners, and working with local jurisdictions on land use changes.
- Increasingly costly and complicated fire protection, including the challenges of protecting homes while simultaneously fighting wildland fire.
- Ensuring a regulatory approach that protects natural resources while not serving as disincentive to continue managing forests.
- Continuous program modernization and improvement, such as the agency's new web-based system for filing required notices of harvest or other forest operations. This budget request includes proposed funding to further develop this system.

**Federal forest management, and forest and community health** – About 60 percent of Oregon's 30 million forested acres are federally owned. Particularly in Oregon's drier regions, management policies and climate trends in recent decades have left these forests unnaturally dense, with dead and dying trees, high fuel loads, and vulnerability to abnormally intense wildfires that destroy habitat and other resources. Such fires also threaten adjacent or intermingled state-protected land, and contribute to increased fire acreage, fire intensity, cost and loss. Federal and state-protected land share thousands of miles of boundary, and the Department works closely with its partners on joint-jurisdiction fires involving lands with different characteristics and ownership objectives.

Additionally, sharp decreases in harvest in recent decades have produced significant social and economic hardship in some rural communities. One consequence – loss of mills and related businesses – exacerbates the challenge of thinning and restoring overcrowded forests by limiting the market for material removed during restoration projects. Continuing to develop markets for small-diameter material and forest biomass can facilitate forest restoration while providing economic opportunity and renewable energy. This is the subject of a policy package in this budget request.

---

Agency Request

Governor's Budget

Legislatively Adopted

Budget Page C-20  
107BF02



## Budget Narrative

---

Department of Forestry

Agency Summary Narrative

Environmental Factors

### Environmental Factors: (Cont.)

Oregon has gained national attention for innovative partnerships among state and federal agencies, and local community groups, to find areas of agreement around federal forest management and to sustain projects of increasing size that restore forest and community health and reduce the risk of catastrophic wildfire. There is a recognized sense of urgency around this work. This is likely to be a continued emphasis area on multiple fronts for the Board and Department, and continued progress on increased pace and scale of federal forest restoration is represented with a policy option package in this budget request.

**Challenges and opportunities in fire protection** – Protecting about 16 million acres of forest and rangeland from fire is the Department's top priority. Key environmental factors affecting ODF's fire protection mission include:

- **Increasing costs.** Drivers include rising expenses for contract services such as hand crews and aircraft; contraction in forest-sector and federal agencies that are important partners; fuel buildup on federal land, which can lead to large fires that threaten adjoining state-protected land and increase competition for shared firefighting resources; and escaped fires from unprotected or under-protected lands. Enhancing the capacity of volunteer Rangeland Protection Associations, which seek to address the latter issue, is a priority for the Department and the subject of a policy option package in this budget request.
- **Changes in the fire environment.** These include expansion of the wildland-urban interface, where homes and forests are intermingled. This trend results in more costly and complex firefighting, as well as home and property losses and damage, and threats to communities.
- **Climate trends** exacerbate other firefighting challenges. Ongoing drought and above-normal temperatures create conditions in which fires start and grow large more readily and require more resources to control. Other impacts may include changes in snowpack duration that affect water supplies, and increased frequency and intensity of insect and disease outbreaks that diminish forests' fire resiliency. Oregon is already experiencing fire seasons that start earlier, end later, and are more severe than usual.

**Managing state-owned forests** – State forests, covering more 800,000 acres, represent just 3 percent of Oregon's total forest landbase. However, these lands—many of which, such as the Tillamook State Forest—are close to population centers, are an important asset, actively managed by law to produce a broad range of benefits. These include timber revenue to help support the economy and fund public services, clean air and water, diverse habitat, and recreation opportunities.

About two-thirds of timber sale revenue goes to the counties in which the sales occur, to help fund public services. The remainder is virtually the sole funding source for the State Forests program, a business model that has proved unsustainable. Financial constraints have forced reductions in recreation, research, management of young stands, and other activities vital to the forests' long-term health.

---

     Agency Request

     Governor's Budget

  X   Legislatively Adopted

Budget Page C-21  
107BF02

## Budget Narrative

---

Department of Forestry

Agency Summary Narrative

Environmental Factors

### Environmental Factors: (Cont.)

Under the Board of Forestry's direction, the State Forests program is developing a new management plan for Northwest Oregon state forests that strives to continue producing a wide range of benefits, while increasing financial viability and conservation outcomes. Additionally this budget request seeks to broaden the program's funding base, seeking General Fund to support some of the activities with broader social benefit, such as recreation and the Department's share of the costs of the South Fork inmate camp, a partnership with the Department of Corrections.

**Maintaining and improving water quality** – Water flowing from forestland is cleaner than water from lands in any other use. Protecting and improving water quality and other forest resources is a key strategy in the Board of Forestry's overarching *Forestry Program for Oregon*, and in the statewide 10-year plan. The Department works toward these goals by administering the Forest Practices Act, helping landowners implement the voluntary Oregon Plan for Salmon and Watersheds, collaborating with other natural resource agencies and organizations, and conducting research and monitoring to gauge the effectiveness of current rules. This budget request includes a package that would enhance research and monitoring involving water quality and other natural resources.

**Public values forests, expects balance** – The Board and Department incorporate public input, including results of available survey data, into their planning. Polling consistently shows that Oregonians regard forests as essential to the state's identity and quality of life. Oregonians expect balanced management, and believe that it is possible to produce a full range of forest benefits. Clean water consistently ranks high as a value that Oregonians expect and associate with forests. Oregonians also have expressed increasing concerns about mitigating fire danger to homes and communities through forest restoration.

Additional information about many of these environmental factors appears in the Initiatives section of this summary.

---

Agency Request

Governor's Budget

Legislatively Adopted

Budget Page C-22  
107BF02

## Budget Narrative

---

Department of Forestry

Agency Summary Narrative

Initiatives and Accomplishments

### Initiatives and Accomplishments:

The following agency strategic initiatives are in process or developing for the 2015-17 budget period:

**Wildfire Protection Act strategic investments** - A strong wildfire protection system benefits all Oregonians. The Wildfire Protection Act (HB 2050), passed by the 2013 Legislature, increased the focus on putting out fires at the smallest possible size, before they become very large, costly and damaging. The strategic investment component of the act provides authority to pay for innovative or non-routine purchases of supplemental fire prevention, detection or suppression equipment and technologies that will enhance fire protection capacity. The Department is working collaboratively with the Emergency Fire Cost Committee to implement this program.

**Rangeland Protection Association capacity** - Rangeland Protection Associations (RPAs) are maintained and sustained with support from the Department of Forestry and the Board of Forestry. Much progress has been made in eastern Oregon towards addressing the issue of unprotected lands outside of ODF's protection districts, and RPAs have been fundamental to this success. With over 6 million acres originally identified a decade or more ago, there remains about 1 million acres suitable for the establishment of new RPAs. Due to the successes over the last decade and the creation of what is now 18 RPAs, the Department's strategic focus is shifting towards an investment in maintenance and enhancement of the RPA program. Sage grouse habitat exists on many of these acres, and the species is currently at risk of being listed. One of the major threats to sage grouse is the loss of habitat from fire. RPAs have proved successful in providing basic fire protection that can help mitigate this threat to sage grouse habitat.

**Continuous business improvement in fire protection** – The Fire Protection program provides cost-effective fire protection on 16 million acres. Essential to providing this service into the future is a complete and coordinated system that takes advantage of current technologies to increase efficiency and effectiveness. This initiative seeks to address concerns that the Fire Protection program has fallen behind technological and industry advances, which if implemented, could produce cost savings and efficiencies, with improved results for both landowners and the public. In particular, the program lacks capacity to fully utilize geospatial information and Geographic Information System (GIS) data and technologies. The program has previously made other strategic investments a priority – specifically strengthening rapid fire-response capacity. It is now time to address antiquated or inadequately supported business systems and/or technologies.

**Water quality monitoring** - This initiative restores capacity in the Forest Practices Act (FPA) monitoring program to ensure the effectiveness of the rules and best management practices for forest operations. The Department provides a one-stop regulatory approach for forest practices, implementing federal Clean Water Act standards, fill and removal requirements and other laws. The FPA specifically highlights monitoring in areas of water quality, streamside forests, pesticide use and landslides and public safety at operational and watershed scales. This initiative would provide resources to meet statutory requirements for forest practices research and monitoring, and for integrated monitoring at the watershed scale to assess the effectiveness of forest practices in achieving aquatic conservation goals.

---

Agency Request

Governor's Budget

Legislatively Adopted

Budget Page C-23  
107BF02

## Budget Narrative

---

Department of Forestry

Agency Summary Narrative

Initiatives

### Initiatives and Accomplishments: (Cont.)

The initiative also supports the Watershed Research Cooperative, which conducts multi-agency, adaptive watershed research projects. Housed and led by Oregon State University, the cooperative includes state and federal agencies, forestland owners, and other organizations. The Trask River Watershed Study is evaluating how small streams respond to forest harvest and if responses are carried downstream. The study uses a whole-watershed, integrated design that links biological with physical studies in order to document responses and evaluate ecological tradeoffs. Information will help guide policy and management decisions in an adaptive management context for both state and private forests to determine if current management achieves goals for aquatic conservation.

**Continuous business improvement in forest practices** - An efficient and effective Forest Practices Act (FPA) encourages investment in private forestlands by providing a consistent regulatory environment. It also constitutes a social contract with the public, providing assurance that private forests are managed responsibly. The Department worked with an independent analyst to develop recommendations on cost savings, efficiencies, and cost avoidance strategies for administering the FPA. Recommendations included developing a web-based forest operations notification and tracking system. This will improve service to forestland owners, increase resource protection, and improve data quality and sharing among state and federal agencies.

The Department's Forest Activity Notification System provides data to multiple agencies for multiple purposes. For example, in addition to providing information for regulating forest practices, the system provides data to the Department of Revenue for tax collection, ODF's Fire Protection Division for smoke management, and now to the Department of Transportation for maintaining motorist safety and to protect highways, bridges and utility lines, under SB 1546 (2012). Other natural resource agencies request information regularly regarding forest operations for specific areas or statewide. Currently, ODF responds to these requests by sending electronic information or faxes. With appropriate development, the on-line system could provide direct access to all state agencies that currently use information on forest operations. The new system would improve access to the data and improve data available to other agencies. Further enhancements could also provide general public access.

**Forest biomass and bio-energy** – This ongoing initiative started with the passage of Senate Bill 1072 in 2005, which directed the Department to support efforts to build, and place in service, biomass-fueled energy production and conversion facilities, and to promote public understanding that woody biomass utilization may be an effective tool for restoration of forest health and for economic development in rural communities. The Department's early emphasis included "brokering" of federal stewardship contracts to achieve fuel reduction goals on federal lands and support local communities. As this initiative moves forward, the Department's focus is on; 1) supporting efforts to maintain, build, and place in service new biomass production and utilization facilities and expand use of biomass fuels, 2) improving and expanding public understanding of biomass utilization, biomass sources, conversion technology, sustainability, and the connection to healthy forests and active forest management, and 3) identifying and advancing policies that maintain and/or enhance the industry operating environment.

---

Agency Request

Governor's Budget

Legislatively Adopted

Budget Page C-24  
107BF02

## Budget Narrative

---

Department of Forestry

Agency Summary Narrative

Initiatives

### Initiatives and Accomplishments: (Cont.)

**State forests' business model and business practices** – This initiative seeks to improve the long-term financial viability of ODF's state forest management program, and establish a balance of revenue sources and program expenditures that minimizes the fluctuation in the staffing and project expenditures required to maintain an effective program. Reduced revenue from timber harvests in recent years has severely curtailed State Forests' investments in recreation, research and monitoring, forest inventory, silvicultural activities like pre-commercial thinning, and other key aspects of forest stewardship. Continued lack of investment in these activities is challenging the Program's ability to meet the goals of current forest management plans, and provide the array of social, economic and environmental benefits called for in statutes and administrative rules.

**State Forest management plan alternatives** – This initiative seeks to explore and implement options for management approaches that might improve outcomes as compared to the current NW and SW Oregon state forest management plans. In 2011 the Board of Forestry directed the agency to start work on alternative management plans that could potentially meet Board-approved performance measures, ensure financial viability for State Forests and meet the Board's standards for "greatest permanent value". The exploration of alternative management plans has included a transparent stakeholder process conducted in 2013-14, and is currently being informed by a rigorous science review of alternative approaches developed in the stakeholder process. This initiative is closely tied to the Business Model and Business Practices initiative in that an alternative approach to state forest management could diversify the existing revenue stream toward non-timber values such as recreation, clean water, conservation areas, and stream restoration.

**State Forest recreation, education and interpretive program capacity** – This initiative seeks to restore and enhance staffing levels to meet growing demands in the area of recreation management on state forest lands, and for the educational and interpretive programs of the Tillamook Forest Center, and to establish an appropriate balance of revenue sources that can maintain effective recreation, education and interpretive programs over time. Reduced state forest harvest levels and an extended decline in the wood products markets have prompted reductions in all aspects of the State Forests Program, including recreation, education and interpretive programs. However, recreational use of state forest lands has continued to increase, as has demand for the educational and interpretive programs offered by the Tillamook Forest Center. This initiative encompasses three specific efforts; 1) rebuilding recreation management capacity for state forests; 2) enhancing Tillamook Forest Center capacity and programs; and, 3) agency involvement in the Salmonberry Corridor Trail Project.

**Federal forests** - With leadership from the Governor's Office and involvement from the Board of Forestry, this initiative seeks to make the state an "active partner" in the planning and issue resolution necessary for effective management of federal forestlands. Specifically, the goals for this initiative include; 1) Providing technical assistance, coordination, and direct funding to support efforts of local collaborative groups to restore forest health and resiliency of "dry side" federal forests in Oregon, and 2) Testing a new business model for a federal/state partnership to leverage resources and increase management activities on federal forests that increase timber supply for Oregon's forest sector. Utilizing a broad stakeholder group, the effort strives for strong state policy regarding management of these forests, and projects at the state and local levels that support those policies.

---

Agency Request

Governor's Budget

Legislatively Adopted

Budget Page C-25  
107BF02

## Budget Narrative

---

Department of Forestry

Agency Summary Narrative

Criteria for 2015-17 Budget Development

### **Criteria for 2015-17 Budget Development:**

#### ***Guiding Principles of Budget Development***

Budget development principles are important sideboards, guiding the Department and the Board of Forestry in both budget content and budget process development. These principles set the stage for how the Agency moves forward and reflect elements that are of greatest importance.

2015-17 budget development will...

1. Maintain core business functions and customer service as a priority, and do so from a “whole agency” perspective rather than siloed programs. Sufficient capacity must be retained to meet the Board and Department’s basic mandates including fire protection, managing state forests, forest regulation, administrative and financial support, credible public information, and natural resource policy development.
2. Identify and address service gaps between the current budget level and the level needed to implement legal mandates, Board of Forestry work plans, and key components of the agency’s strategic initiatives.
3. Be creative and proactive but realistic in developing legislative concepts and budget proposals, recognizing the balance between asking for needed resources and being realistic about budget climate, stakeholder and legislative expectations, and revenue constraints.
4. Maintain a viable, effective, highly skilled, professional and empowered workforce and organization in the present and into the future.
5. Identify and capture opportunities to increase efficiency and effectiveness in the short and long term.
6. Ensure that individual revenue sources fund a fair and equitable portion of internal service costs that are in direct relation to services and products utilized by the Agency’s programs.
7. Synchronize with the operating model of leadership at the Board, agency leadership, and program/unit levels, and align with the Board of Forestry and agency missions and legal mandates, the Governor’s goals and principles including the 10-Year Plan for Oregon, and agency/program performance measures.

---

Agency Request

Governor's Budget

Legislatively Adopted

Budget Page C-26  
107BF02

## Budget Narrative

---

Department of Forestry

Agency Summary Narrative

Criteria for 2015-17 Budget Development

### Criteria for 2015-17 Budget Development (Cont.)

8. Look for opportunities to partner with other state natural resource agencies on issues of mutual interest.
9. Be open to new ways of thinking about revenue generation, providing services, and stakeholder outreach and involvement, with an aim towards reducing vulnerability to cyclical fluctuations.
10. Be responsive to changes in the situation during the development process itself and be flexible to change in direction if needed.
11. Prioritize services that most directly benefit or protect and sustain forest resources.
12. Promote an open and transparent process with employees and stakeholders, and seek and encourage public input.
13. Clearly describe the results and consequences of budget investments or reductions so that citizens can understand what is being gained or lost in Oregon forest resources.

---

Agency Request

Governor's Budget

Legislatively Adopted

Budget Page C-27  
107BF02

## Budget Narrative

---

Department of Forestry

Agency Summary Narrative

Major Information Technology  
Projects/Initiatives

### Major I.T. Projects:

The Department is proposing a policy option package (POP) for one major information technology initiative for the 2015-17 biennium: An enhancement of the Forest Electronic Reporting and Notification System (FERNS). This package aligns with the mission of the agency; "To serve the people of Oregon by protecting, managing, and promoting stewardship of Oregon's forests to enhance environmental, economic, and community sustainability."

This POP is necessary for the agency to continue on its path of being efficient and having systems in place that meet business needs, are supportable and flexible and align with the Department of Administrative Services (DAS), state, and federal requirements. Additionally, the 2011-2013 Legislatively Approved Budget (House Bill 5023) contained a budget note directing the Department to contract with an independent third party to assess and make recommendations on cost savings, efficiencies, and cost avoidance strategies that could prove effective for administration of the Forest Practices Act. The FERNS application was developed with a focus on streamlining processes and automating transactions where appropriate. The initial rollout of FERNS is complete and went live in October 2014.

### Forest Activity Electronic Reporting and Notification System

This POP would ensure the resources needed for ongoing maintenance of the new system, as well as one-time funding for system enhancements to the basic capabilities that will become integrated into a continuous improvement cycle. This proposed investment will improve how ODF gathers, stores, maintains, and reports information related to notifications. The customer's efficiency in submitting and managing notifications and communication from ODF will also improve.

This project supports strategy 5 of the 10-Year Plan, and provides a stable base for addressing existing and emerging resource challenges. This POP also directly supports the Board of Forestry's *Forestry Program for Oregon* goals to promote a fair legal system, effective and adequately funded government, leading-edge research and education, and publicly-supported environmental, economic, and social policies.

Detailed benefits and costs can reviewed in the Private Forests program narrative, package 151.

---

Agency Request

Governor's Budget

Legislatively Adopted

Budget Page C-28  
107BF02



# **FORESTRY DEPARTMENT**

## **Annual Performance Progress Report (APPR) for Fiscal Year (2014-2015)**

Original Submission Date: 2015

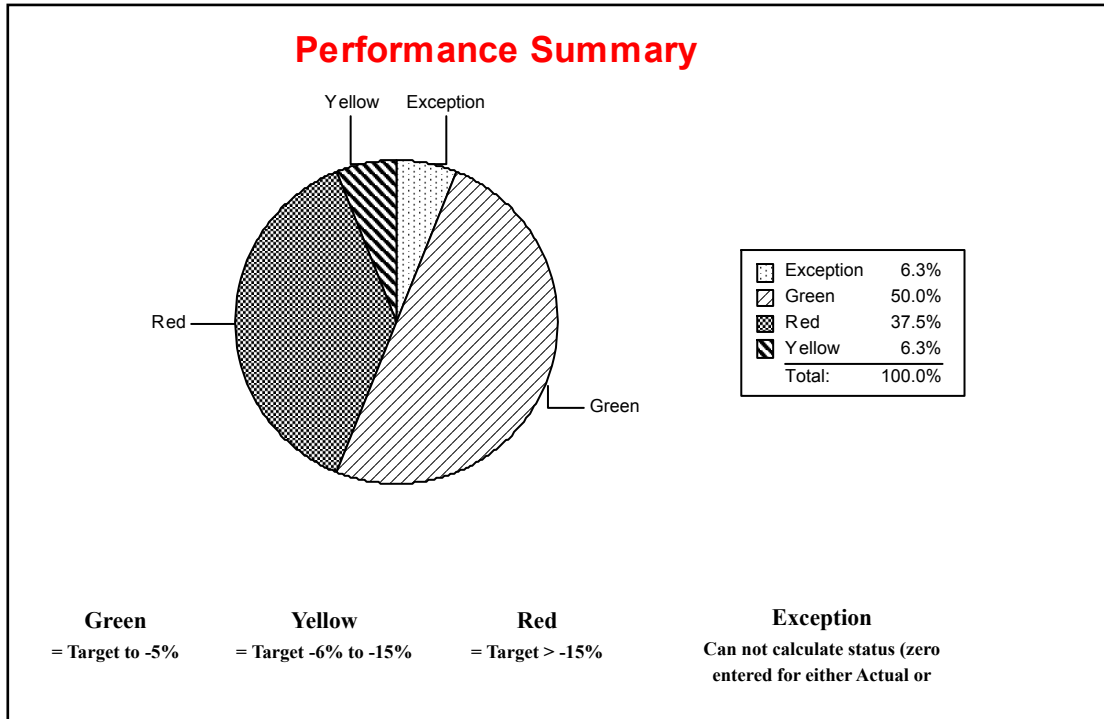
Finalize Date: 8/3/2015

2014-2015 KPM #	2014-2015 Approved Key Performance Measures (KPMs)
1	CUSTOMER SERVICE TO COUNTY GOVERNMENTS AND FOREST LANDOWNERS – Percent of Oregon’s forested counties and forest protective associations rating that ODF programs collectively provide “good” or “excellent” customer service: overall, timeliness, accuracy, helpfulness, expertise, availability of information.
2	BOARD OF FORESTRY PERFORMANCE Percent of total best practices met by the Board of Forestry.
3	FOREST PRACTICES ACT COMPLIANCE Percent of forest operations that are in compliance with the Forest Practices Act
4	URBAN AND COMMUNITY FOREST MANAGEMENT Percent of Oregon cities actively managing their urban and community forest resources.
5	STATE FORESTS TOTAL REVENUE - Percent increase in total revenue produced by State Forests
6	AIR QUALITY PROTECTION - Total number of smoke intrusions into designated areas per total number of units burned.
7 a	PRIVATE FORESTLAND MANAGED AT OR ABOVE FOREST PRACTICES ACT STANDARDS. a. Acres of industrial private forestlands managed under an approved certification system, stewardship agreement, or other approved management plan including wildlife habitat conservation and management plans.
7 b	PRIVATE FORESTLAND MANAGED AT OR ABOVE FOREST PRACTICES ACT STANDARDS. b. Acres of non-industrial private forestlands managed under an approved certification system, stewardship agreement, or other approved management plan including wildlife habitat conservation and management plans.
8 a	FOREST STREAM WATER QUALITY: a. Percent of monitored stream sites associated predominately with forestland with significantly increasing trends in water quality.
8 b	FOREST STREAM WATER QUALITY: b. Percent of monitored stream sites associated predominately with forestland with significantly decreasing trends in water quality.
8 c	FOREST STREAM WATER QUALITY: c. Percent of monitored stream sites associated predominately with forestland with water quality in good to excellent condition.
9	VOLUNTARY PUBLIC AND PRIVATE INVESTMENTS MADE TO CREATE HEALTHY FORESTS - Cumulative public and private forest landowner investments made in voluntary projects for the Oregon Plan for Salmon and Watersheds or for the Oregon Conservation Strategy.

2014-2015 KPM #	2014-2015 Approved Key Performance Measures (KPMs)
10	STATE FORESTS NORTH COAST HABITAT - Complex forest structure as a percent of the State Forests landscape.
11	FIRE SUPPRESSION EFFECTIVENESS - Percent of wildland forest fires under ODF jurisdiction controlled at 10 acres or less.
12	PREVENTION OF HUMAN-CAUSED WILDLAND FOREST FIRES - Number of human-caused wildland forest fires per 100,000 Oregon residents (lower is better).
13	DAMAGE TO OREGON FORESTS FROM INSECTS, DISEASES, AND OTHER AGENTS Percent of forest lands without significant damage mortality as assessed by aerial surveys.

<p style="text-align: center;">New Delete</p>	<p style="text-align: center;"><b>Proposed Key Performance Measures (KPM's) for Biennium 2015-2017</b></p>
	<p><b>Title:</b></p> <p><b>Rationale:</b></p>

<b>FORESTRY DEPARTMENT</b>		<b>I. EXECUTIVE SUMMARY</b>	
<b>Agency Mission:</b> To serve the people of Oregon by protecting, managing, and promoting stewardship of Oregon's forests to enhance environmental, economic, and community sustainability.			
<b>Contact:</b> Kevin Birch, Resource Planning Program Director		<b>Contact Phone:</b> 503-945-7405	
<b>Alternate:</b> Satish Upadhyay, Admin Services Division Chief		<b>Alternate Phone:</b> 503-945-7203	



**1. SCOPE OF REPORT**

The Oregon Department of Forestry (ODF) has ten programs that uniquely contribute to achieving the overall mission and vision of the agency and its statutory mandates. To support their unique roles, each program has developed individual vision and mission statements, strategic emphasis areas, strategies, and actions. These actions are designed by each program to meet their portion of the agency's mandates and to assist in addressing the goals and objectives outlined in the Oregon Board of Forestry's strategic plan, the Forestry Program for Oregon. In this way, the Department is able to effectively communicate how its programs contribute to the achievement of these board priorities while also achieving the Department's overall mission, vision, and statutory requirements. Performance

measurements inform strategic planning, budgeting, quality improvement, and program/employee appraisal processes. As a first step, Department programs have made their action statements measurable when possible. In addition, the Department's performance measures are intended to track over time a representative subset of the outputs and outcomes of the agency's actions. These performance measures provide further indication of the Department of Forestry's success in achieving its mission and vision, and in assisting with the achievement of the Forestry Program for Oregon. Of the Department's ten programs, the five agency operating programs are directly linked to the key performance measures. These programs include: Private Forests Program, Fire Protection Program, State Forests Program, Urban Forests Program, Forest Resources Planning Program. The five agency administrative programs do not have direct connection with the key performance measures, but support the operating programs accomplishments and contribute to overall agency performance. These administrative programs include: Information Technology Program, Human Resources Program, Business Services Program, Agency Affairs Program, Quality Assurance Program.

## **2. THE OREGON CONTEXT**

In addition to addressing Board of Forestry strategies, the Department of Forestry has indirect influence on Oregon Progress Board Benchmarks 75, 77, 79, 82, 83, 86, 88, 89a, and 90. This influence is the result of the administration of Department programs, as well as through coordination with other agencies and organizations in order to promote the adoption of policies consistent with the goals and objectives of the Board of Forestry. Benchmark 75 (Air Quality) indicates Oregon forest wildfires affect the state's air quality. The Department's Fire Protection Program actively suppressed wildfires while the Smoke Management Program plays a key role in managing smoke from prescribed forest burning. Benchmark 77 indicates Oregon carbon dioxide emissions have increased during the past two decades. Maintaining a healthy, productive forest land base and the use of forest fuels for energy generation can offset fossil fuels and reduce carbon dioxide emissions from forest wildfires. Benchmark 79 (Stream Water Quality) indicates further improvements can be made to the state's water quality. However, water quality on forestlands remains high compared to other land uses. All streams and rivers on forestlands regulated under the Forest Practices Act receive protection appropriate to the beneficial uses of those water bodies. Benchmark 82 (Forest Land) indicates Oregon has been effective in retaining its forest land base, and Benchmark 83 (Timber Harvest) indicates Oregon is also effective in maintaining the productive capacity of these forests. Benchmark 86 (Freshwater Species) indicates the percent of freshwater salmonids and other fish considered at risk has remained steady since 1999. Oregon forestlands receive greater water quality and riparian protection than other land uses. Benchmark 88 (Terrestrial Species) indicates a low percentage of monitored plant species and terrestrial vertebrate animal species are at risk. Many of these species have limited habitats that are either not located on forestlands or are unaffected by commercial forest operations. Benchmark 89a (Natural Habitats Forests) indicates forests make up the largest natural habitat category in the state. Outcomes for this benchmark will be significantly affected by the Department of Forestry's programs and by landowners' management objectives. Benchmark 90 (Invasive Species) indicates Oregon has been effective in limiting the number of the most threatening invasive species.

## **3. PERFORMANCE SUMMARY**

Our emphasis on keeping fires small is part of our century-long fire protection tradition. At its heart, it protects resources with broad public value: jobs; the safety and wellbeing of communities; and our wealth of natural resources, including those as basic as clean air and water. Generally, large-fire costs can escalate quickly when the proportion of fires we catch at 10 acres or less drops even a few percentage points. Our goal is to extinguish 98 percent of all fires at less than

10 acres. During the costly fire seasons of 2013 and 2014, we put out 94% and 93%, respectively, of our fires at 10 acres or less. Abundant lightning and extremely volatile fuel conditions from successive drought years were key drivers for large fire growth across both these fire seasons. The fact that in the last two drought years, we were still able to put out more than 90 percent of fires at small size attests to the value of what we call "severity resources," which we position around the state when and where fire danger is greatest. Outcomes in 2013 and 2014 would have been far worse if not for the increase in these resources that we have seen during this period. Our Administration Division ensures that we are operating accountably, and that we meet our statutory mandates. The division supports all other agency functions with services that include human resources, business services, information technology, facilities management, resource policy support, and grants coordination. One way to look at our results is through the eyes of those with whom we work regularly. In annual surveys, county commissioners in forested counties and forest protection association leaders rate our service as "good" or "excellent," based on overall timeliness, accuracy, helpfulness, expertise, and availability of information. Our Private Forests Program's purpose is to work with landowners to protect natural resources on all these lands. Our mission rests on the premise that productive private forestlands provide value for all Oregonians. And it's the statutory policy of the state that the leading use of Oregon's private forest lands is the continuous growing and harvesting of trees. About 11 percent of family forestland acres have approved management plans, and about 5 percent have certification from a third-party organization, such as the American Tree Farm system, that they are managed sustainably. With harvests on federal lands at low levels, industrial forestlands provide about two thirds of Oregon's timber harvest [2.75 of 4.2 billion board feet in 2013]. These lands are the primary raw material supplier for the state's forest sector, which employs more than 58,000 people directly. About 62 percent of these lands are certified as sustainably managed. Our 2013 compliance audit showed that operations on all of these lands maintain a 96 percent rate of compliance with the Forest Practices Act.

#### 4. CHALLENGES

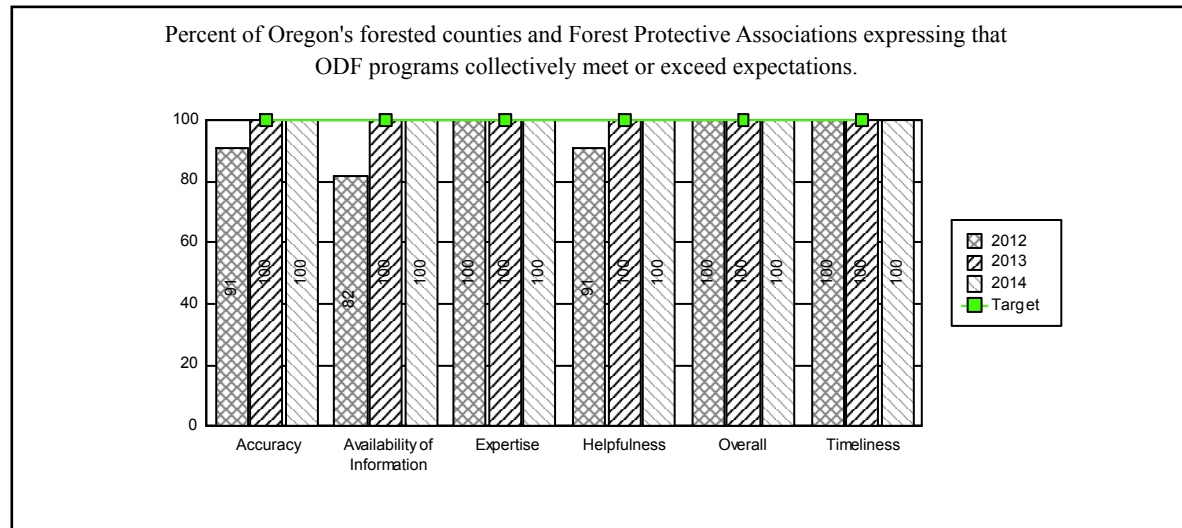
Reinvestments in forest practices and forest health management in the last biennium have put us back on track to deliver core business functions in those areas. We have improved service delivery for both forest practices administration and forest health protection. We do remain challenged to deliver on needed services for family forestlands and urban forestry. Two programs, family forestlands and urban forestry, are entirely federally funded. Ironically, the two Private Forests programs that serve the largest number of Oregonians (over 100,000 family forestland owners and millions of urban citizens) receives the least funding and no state support. Oregon's state forest lands represent a relatively small but significant part of Oregon's forestland base. They are managed for a broad range of purposes including social, economic and environmental benefits. ODF timber sales represent about 8 percent of the total timber harvested in the state, even though these lands represent about 3 percent of the total forest landbase. State forests' harvests produce jobs in rural communities and provide revenues to counties, local taxing districts and the Common School fund. Over the past five years, harvest from Board of Forestry-owned lands has averaged about 241 million board feet, a steady flow of timber through market fluctuations. Providing a predictable supply even through hard market times is an important principle in our management that contributes to local economies. KPM #5 shows fluctuations in revenue to counties due to market conditions. The Department also continues to be challenged with inadequate administrative and information technology infrastructure, which is vital for effective field operations. For instance, additional capacity is needed to support and maintain the increasing number of information technology systems necessary to meet performance measures. ODF is making significant strides to replace legacy systems, but needs additional resources to meet growing demands for more, and more sophisticated, technology solutions and support. The wildland-urban interface, where developed and forested areas meet or intermingle, continues to pose a range of challenges to effective performance.

**5. RESOURCES AND EFFICIENCY**

The Department's 2013-15 Legislatively Approved Budget is \$309.4 million and includes 872 FTE. The agency has always pursued efficiencies through management actions such as using staff from all of its programs to fight wildfires. All vacant positions are carefully evaluated before they are filled, processes are being evaluated to see if work can be done in a more efficient manner, and resources are being shared between programs.



<b>KPM #1</b>	CUSTOMER SERVICE TO COUNTY GOVERNMENTS AND FOREST LANDOWNERS – Percent of Oregon’s forested counties and forest protective associations rating that ODF programs collectively provide “good” or “excellent” customer service: overall, timeliness, accuracy, helpfulness, expertise, availability of information.	2006
<b>Goal</b>	Forestry Program for Oregon Goal A: Promote a fair legal system, effective and adequately funded government, leading-edge research, and education, and publicly-supported environmental, economic, and social policies.	
<b>Oregon Context</b>	By providing excellent customer service, the Department will impact the protection and management of all Oregon forest resources and assist private landowners, public landowners, and local governments meet their objectives.	
<b>Data Source</b>	Based on annual consultations (via survey) with county commissions and Forest Protective Associations by Department District Foresters.	
<b>Owner</b>	Satish Upadhyay, Chief, Administrative Services Division, 503-945-7203	



**1. OUR STRATEGY**

County boards and commissions, county staffs, and Forest Protective Associations are asked to evaluate the Department of Forestry's performance in the areas of timeliness, accuracy, helpfulness, expertise, and available information, as required by Department of Administrative Services (DAS) guidelines.

County governments were selected for the customer service measure because all three of the Department's operational programs (State Forests, Fire Protection, and Private Forests) either directly or indirectly affect forested counties and their citizens. Non-forested Sherman and Gilliam Counties are not included in the survey. Forest Protective Associations were selected for the customer service measure because two of the Department's operational programs (Fire Protection and Private Forests) either directly or indirectly affect private forest landowners. In addition, the Forest Trust Land Advisory Committee completes the survey, representing State Forests Program customers.

## **2. ABOUT THE TARGETS**

The Department strives to ensure that 100 percent of county governments and landowner associations express that their expectations for Department performance have been met or exceeded. In most cases, the survey participants have a relationship with the Department either through partnerships in fire protection and prevention, through stewardship of private and public lands or through sharing of timber revenues from State-owned timber lands. These relationships are essential to the success of the Department in carrying out its mission.

## **3. HOW WE ARE DOING**

Survey results for the four previous years (CY 2011 - 2014) indicate that the Department of Forestry has been successful in meeting or exceeding the expectations of county governments and forest landowners and generally confirms personal experience of local Department leadership around the state. This year's results remain constant in all categories - Expertise, Timeliness, Overall Service, Accuracy, Helpfulness, and Availability of Information. The Department was commended for timely response and availability of information, as well as for providing assistance with the Forestry Activity Electronic Reporting and Notification System (FERNS).

## **4. HOW WE COMPARE**

The system for comparison with performance by other agencies is not yet in place by the Department of Administrative Services.

## **5. FACTORS AFFECTING RESULTS**

The ongoing relationships between Department of Forestry field offices and county commissions, county staffs, and Forest Protective Associations largely determine the results of this performance measure. Relationships with county governments are likely to be easier to maintain in more rural, forest resource dependent counties with smaller governments than in counties with significant urban populations and larger county government bureaucracies. Familiarity with, and interest in Department of Forestry programs and accomplishments is likely to be greater in the former.

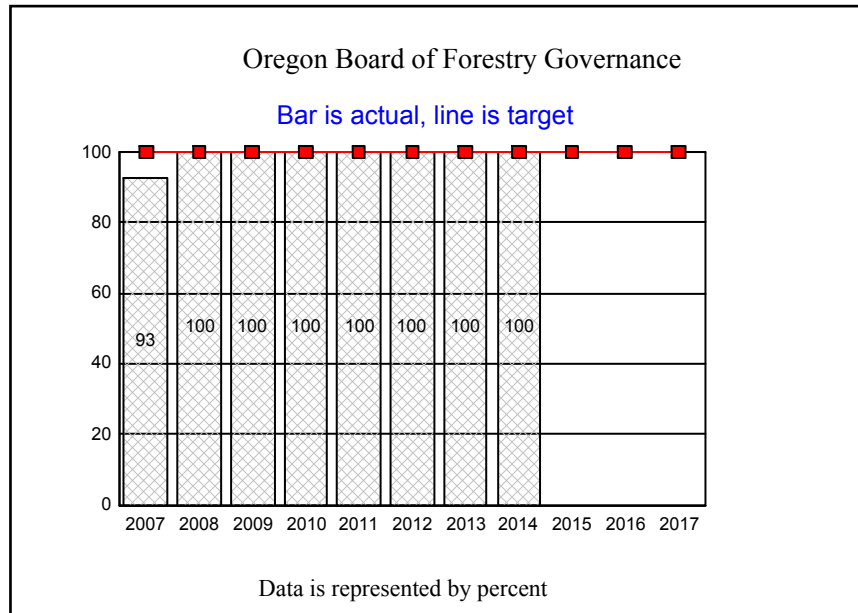
**6. WHAT NEEDS TO BE DONE**

Performance measure results can be used to address areas of Department deficiencies and to build new and stronger relationships and communication links with county governments and Forest Protective Associations over time. This year's survey indicates that improvements made in Accuracy, Availability of Information, and Helpfulness in 2013 have been maintained.

**7. ABOUT THE DATA**

Each year, half of the forested counties and protection associations are surveyed. Of the 24 groups surveyed this year, 11 responded for a 46% return rate. The survey covered calendar year 2014.

<b>KPM #2</b>	BOARD OF FORESTRY PERFORMANCE Percent of total best practices met by the Board of Forestry.	2007
<b>Goal</b>	To fulfill the statutory mandate of ORS 526.016 (1), the State Board of Forestry shall supervise all matters of forest policy and management under the jurisdiction of this state. The current policy expression of this mandate is embodied in the 2011 Forestry Program for Oregon, goals A through G.	
<b>Oregon Context</b>	The Oregon Board of Forestry, established in 1911, is the seven-member citizen board that oversees and provides vision and direction to the management of Oregon's 30 million acres of forest. In this context, the Board is engaged with fulfillment of Oregon Benchmarks 75 (air quality), 77 (carbon dioxide emissions), 79 (stream water quality), 82 (forestland), 83 (timber harvest), 86 (freshwater species), 88 (terrestrial species), and 89 (natural habitats).	
<b>Data Source</b>	Individual board member self-evaluations of 16 best practices criteria leading to a consensus-based board evaluation decision.	
<b>Owner</b>	Tom Imeson, Chair, Oregon Board of Forestry (Administrator, Satish Upadhyay, Chief, Admin. Services Division, 503-945-7203)	



**1. OUR STRATEGY**

Following adoption by the 2006 Oregon Joint Legislative Audit Committee, the Oregon Board of Forestry, at its September 6, 2006 meeting, adopted the new state boards and commissions governance performance measure as developed by the Oregon Department of Administrative Services and the Oregon Legislative Assembly. In addition to the 15 standard best management practice criteria, the Board chose to add an additional criteria relating to communications. The Board values public input and transparency in conducting its work through outreach to and engagement of stakeholders and by using its work plan communications tools. The Board also values input and communications with its standing advisory committees, special ad hoc committees and panels and external committees with Board interests. This addition provides a total of 16 criteria.

**2. ABOUT THE TARGETS**

Based upon the 15 standard criteria, the Board chose to establish the target at 100 percent. In developing the target, the Board wanted to set a high standard and be ambitious in its pursuit of best practices.

**3. HOW WE ARE DOING**

The Board conducted its first evaluation in 2007. For 2014, individual board member self-evaluations were completed in July 2015. Consensus was reached on all 16 criteria, and a final report will be developed and approved at the next meeting. The Board decided that it had collectively met 15 of the 15 standard criteria, for a 100 percent achievement rate. The Board also decided that it had met the additional criteria relating to communications, #16. Overall, it's important to note the Board's positive and upward trend in performance with the highest percentage of "strong agreement" achieved in the last seven years. The positive trend can be attributed to solid strong agreement by all six responding board members in the areas of executive director performance and evaluation, current and applicable agency mission and goals, and heightened review and communication of financial audit findings. While the Board expressed general thoughts of working well together, respecting individual viewpoints, and functioning favorably as a board, several noted areas of concerns, too. The primary focus of these concerns surrounded the heavy decisions before the Board in both State Forests and Private Forests and the associated workload upon the Department, a strong sense of urgency to move forward with a decision, and worries in achieving financial stability and sustainable funding.

**4. HOW WE COMPARE**

Data from all boards and commissions from which to compare is not yet compiled and reported by the Department of Administrative Services. Generally, an achievement of 100 percent of best practices met is considered a high achievement level.

**5. FACTORS AFFECTING RESULTS**

Board members commented on the challenges with major issues (Riparian and State Forest Management Plan) in two program areas (Private Forests and State Forests) for which there are no "easy" solutions. Further, implementing Departmental programs during an ongoing drought poses problems in a third program area (Fire Protection) that are challenging. They also comment on difficult budgetary situation facing the Department and the financial viability of the State Forests program.

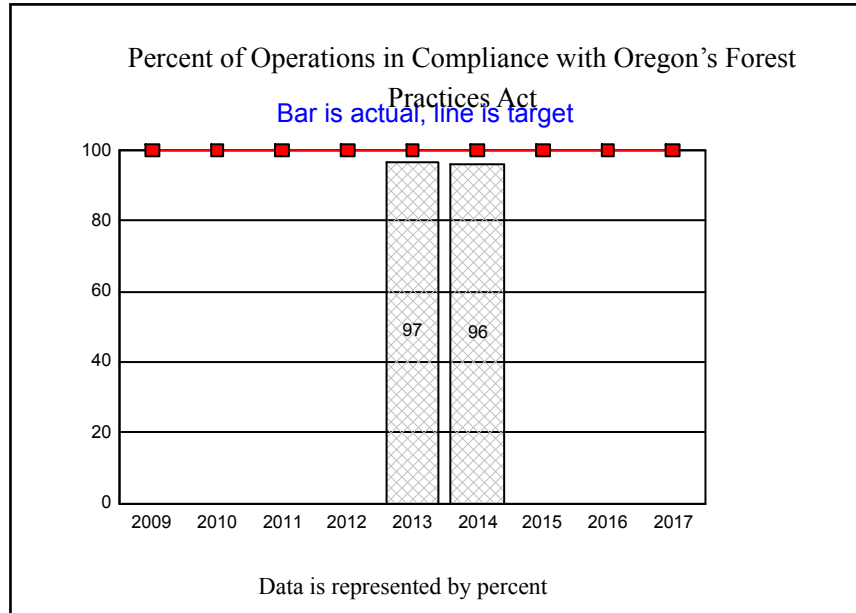
**6. WHAT NEEDS TO BE DONE**

In an adaptive management context, the Board will continue to utilize the performance evaluation system, learn from the results, implement changes to its policy and procedures as needed, and continue to communicate with stakeholders. The Board will continue to use a collaborative decision-making process and work on attaining financial stability.

**7. ABOUT THE DATA**

Based on the 15 standard criteria and the one additional Board-established criterion, the individual board members completed a self-evaluation for each of the 16 criteria on a four-category scale, ranging from Strongly Agree to Strongly Disagree that the criteria had been met. The individual evaluations were reviewed and numerically averaged to produce a starting point for the collective Board evaluation. The collective evaluation considered each criteria, and by consensus, a decision was reached whether the criteria was met or not met. The performance result was calculated as a percentage based on the number of met criteria out of the total standard 15 criteria.

<b>KPM #3</b>	FOREST PRACTICES ACT COMPLIANCE Percent of forest operations that are in compliance with the Forest Practices Act	2009
<b>Goal</b>	Forestry Program for Oregon Goals A, C, D, and E: Promote a fair legal system, effective and adequately funded government, leading-edge research, and education, and publicly supported environmental, economic and social policies. Protect and improve the productive capacity of Oregon's forests. Protect and improve the physical and biological quality of the soil and water resources of Oregon's forests. Conserve diverse native plant and animal populations and protect and improve their habitats in Oregon's Forests.	
<b>Oregon Context</b>	Benchmark 79 indicates further improvements can be made to the state's water quality. However, water quality on forestlands remains high compared to other land uses. Benchmark 82 indicates Oregon has been effective in retaining its forest land base. Prompt reforestation of harvested forestlands and the forestation of non-stocked forestlands play a central role in this Benchmark result. Benchmark 86 indicates the percent of freshwater salmonids and other fish considered at risk has remained steady since 1999. Oregon forestlands receive greater water quality and riparian protection than other land uses and most voluntary habitat restoration projects under the Oregon Plan for Salmon and Watersheds have occurred on forestlands. Benchmark 88c. indicates the number of monitored "at risk" plants species has increased since 1991. Many of these species have limited habitats that are either not located on forestlands or are unaffected by commercial forest operations. Benchmark 88b. indicates that 98 percent of monitored vertebrate species are not "at risk." A key element of the Forest Practices Act (FPA) is wildlife habitat protection. All streams and rivers on forestlands regulated under the Forest Practices Act receive protection appropriate to the beneficial uses of those water bodies.	
<b>Data Source</b>	Raw field data were collected by Barnes & Associates under contract with ODF. Data analysis was performed by ODF Private Forests field staff.	
<b>Owner</b>	Peter Daugherty, Chief, Private Forests Division, 503-945-7482	



**1. OUR STRATEGY**

The Oregon Forest Practices Act (FPA) contains a set of best management practices and prescriptive rules in the areas of reforestation, harvesting, forest road construction and maintenance, slash disposal, chemical application, riparian area and wetland protection, and specified resource site (wildlife habitat) protection. Department policy attempts to gain compliance with the FPA through a program that maintains an effective balance of science and technology-based rules, incentives, educational and technical assistance, and uniform enforcement. The purposes of FPA administration are to help landowners meet their objectives while complying with the rules, educate responsible parties who have violated rules to avoid future violations, and repair to the extent possible damage that has occurred. Department Stewardship Foresters provide on-the-ground administration and enforcement of the FPA by inspecting priority operations for compliance. The Department has hired an independent contractor, who collected data in summer and fall of 2014 on operations completed between 2011 and 2013. The compliance audit protocol focus to date is on key FPA rules for roads and harvesting that are suitable to numeric evaluation. This audit provides data that demonstrates the effectiveness of the Department by indicating how well forest operators are complying with the rules, and indicate the implementation of the Forest Practices Act across the landscape.

**2. ABOUT THE TARGETS**



The Oregon Forest Practices Act contains a set of best management practices and prescriptive rules designed to protect forest resources and maintain the economic outputs from the forest. This performance measure demonstrates the effectiveness of the program by measuring how well forest operations comply with the rules. Ideally, forest operations would achieve 100 percent compliance with the Forest Practices Act. While the complexity of forest operations and unexpected events result in mistakes by even the best operators, the target is set at the ideal level of 100 percent compliance.

### 3. HOW WE ARE DOING

The present compliance audit found that operators comply with these key FPA rules 96% of the time. (The 95% confidence interval is 95%-97%.) While these figures indicate high overall compliance, the audit identified specific focus areas to bring compliance nearer to the desired 100% target.

### 4. HOW WE COMPARE

Of the adjacent states with Forest Practices Acts, California does not report compliance. Idaho reports compliance in a similar manner as Oregon had done through 2009: the percent of inspected operations in compliance with their Forest Practices Act. In 2014, Idaho reported that 98 percent of inspected operations were in compliance. Washington has a compliance auditing program and reported results for the 2012-2013 biennium. Washington did not report a single statewide compliance value but reported compliance rates across different regions and major regulatory categories, making comparisons difficult. Compliance values in these categories ranged from 52-97%.

### 5. FACTORS AFFECTING RESULTS

Forest operations that are found to be in violation of FPA statutes and rules are the result of landowners' lack of knowledge or unwillingness to follow the law. The availability of Department field foresters has a direct bearing on landowner knowledge, and a somewhat indirect bearing on a landowner's willingness to follow the law. As new rules are developed and new operators/landowners become active, the Department works with landowners, operators, and educational partners to provide adequate education to maintain a high level of compliance.

### 6. WHAT NEEDS TO BE DONE

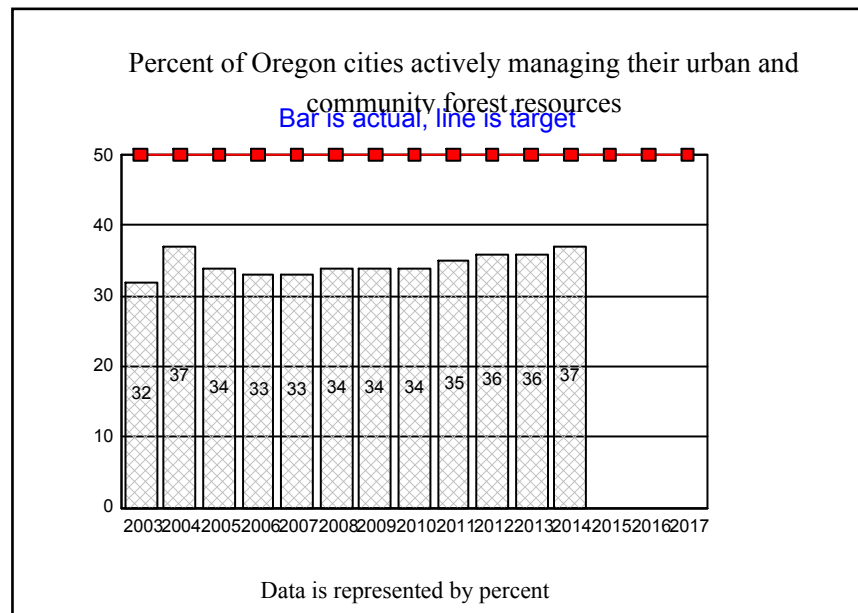
The Department needs to continue to support operator training and education to maintain high compliance. The Department needs to conduct regular inspections on forest operations. The establishment of the compliance audit provides an opportunity for Oregonians to reflect on the results of a statistically valid sampling process that seeks to answer questions about rates of compliance with the Forest Practices Act. Ultimately, the compliance audit needs to be expanded to include other facets of the FPA statutes and rules beyond the road and harvesting rules that are its current focus. The Department is currently

working on updating its Monitoring Strategy to address such needs, which is anticipated to be completed in 2016.

**7. ABOUT THE DATA**

The contractor collected data according to a protocol provided by ODF. The protocol included the collection of GPS points so that ODF quality control staff could identify the location of data points identified by the contractor. After quality control procedures were complete, ODF processed the data using Access queries to identify rates of apparent compliance with FPA rules. ODF also determined the applicable population for each forest practice rule. Apparent compliance was determined as the number of times that operators complied with a rule, divided by the number of opportunities for compliance (applications).

<b>KPM #4</b>	URBAN AND COMMUNITY FOREST MANAGEMENT Percent of Oregon cities actively managing their urban and community forest resources.	1992
<b>Goal</b>	Forestry Program for Oregon Strategies C, D, E, F, and G: Maintain and enhance the productive capacity of Oregon's forests to improve the economic well-being of Oregon's communities. Protect, maintain, and enhance the soil and water resources of Oregon's forests. Contribute to the conservation of diverse native plant and animal populations and their habitats in Oregon's forests. Protect, maintain, and enhance the health of Oregon's forest ecosystems, watersheds, and airsheds within a context of natural disturbance and active management. Enhance carbon storage in Oregon's forests and forest products.	
<b>Oregon Context</b>	Benchmark 82 indicates Oregon has been effective in retaining its forest land base. Active management of Oregon's urban and community forests plays an important role in this Benchmark result.	
<b>Data Source</b>	Actual count based on Urban and Community Forests Program records. The Department uses a ranking system to evaluate the sustainability of community forestry efforts.	
<b>Owner</b>	Paul D. Ries, Urban and Community Forestry Program Manager, 503-945-7391 or pries@odf.state.or.us	



**1. OUR STRATEGY**

The percentage of Oregon cities actively managing their urban forests is a reflection of statewide progress towards meeting the strategies of the Forestry Program for Oregon. The urban forest consists of the trees growing along our streets, in our parks, in natural areas, and in downtown business districts. If cities are managing their urban forests, they are reaping the economic, environmental, and social benefits trees provide. An increasing percentage is a reflection of the technical, educational, and financial assistance provided by the Oregon Department of Forestry in helping cities proactively deal with tree issues and develop and implement municipal urban forestry programs. The Department provides assistance to Oregon cities to help them deal proactively with tree issues in the realms of economic development, public safety and risk management, environmental protection and management, and community livability.

**2. ABOUT THE TARGETS**

There are 242 cities in Oregon. Not every city has the interest and ability to manage their urban forest resources. Interest in urban forest management can fluctuate in correlation to current events. For example, winter storms raise a lot of awareness about the problem of hazard trees. The target for this performance measure is that 50 percent of the cities in Oregon will take an active role in managing their urban forests.

**3. HOW WE ARE DOING**

Currently, a little over one third (37 percent) of Oregon cities are actively managing their urban forest. Cities are responding to the need to proactively manage their urban forests, but are hampered by the economy and limited budgets.

**4. HOW WE COMPARE**

The number of cities with urban forestry programs is holding steady in the mid 30 percent range, not growing appreciably. It is not known if other western states track this same type of performance measure. However, based on other available information Oregon probably lags in performance behind the states of Washington, California, and Idaho but probably exceeds the performance of Montana, Nevada, Arizona, and New Mexico.

**5. FACTORS AFFECTING RESULTS**

The Department of Forestry has a very limited staff to serve the entire State. Recent reductions in federal funds have reduced the staff level to only 2.0 FTE for the entire program, statewide. A statewide survey conducted in 2014 clearly showed that if cities had received assistance from the Department of Forestry,

they were more likely to have components of an actively managed urban forest program. The components considered to be signs of active management include urban forestry trained professional staff (city employee or private contractor), a citizen advisory committee, a tree ordinance, and an inventory-based management plan. These are nationally agreed-upon factors that every state collects. Achievement of this KPM is clearly constrained by staffing limitations.

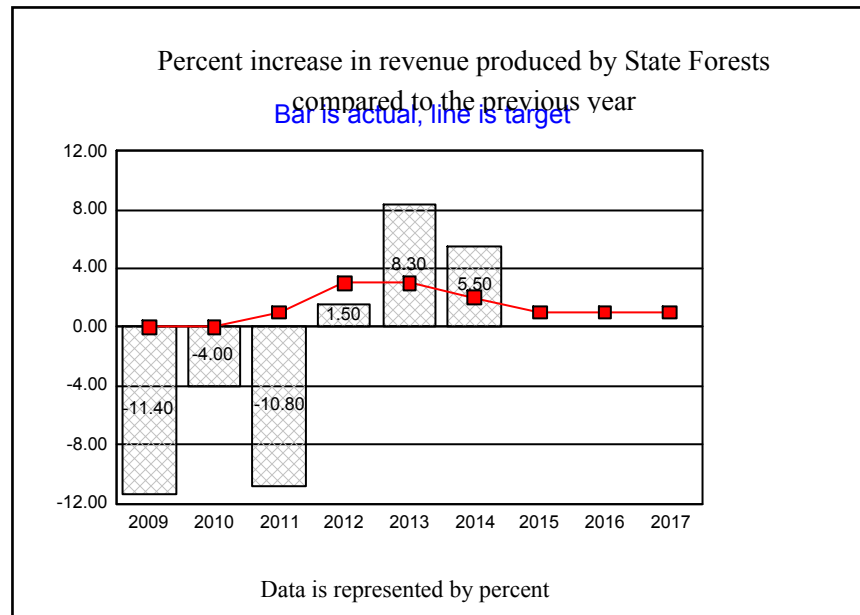
**6. WHAT NEEDS TO BE DONE**

If approved by future legislative action, additional field resources allocated to this program will result in a higher level of performance for this indicator in future years.

**7. ABOUT THE DATA**

Each calendar year, the Department of Forestry assesses the status of each Oregon city as to their level of urban forest management activities. These records are maintained on the Department's computer network, and form the basis for this performance measure. Every ten years, ODF conducts an intensive survey of municipal governments to collect data about the extent of their urban forestry needs and activities. The most recent version of the survey was conducted in 2014. A copy of the report from this survey is available upon request.

<b>KPM #5</b>	STATE FORESTS TOTAL REVENUE - Percent increase in total revenue produced by State Forests	2009
<b>Goal</b>	Forestry Program for Oregon Strategy B: Ensure that Oregon’s forests provide diverse social and economic outputs and benefits valued by the public in a fair, balanced, and efficient manner.	
<b>Oregon Context</b>	Benchmark 83 (Timber Harvest) indicates that Oregon timber harvests on public lands are below sustainable levels, although this is primarily the result of management decisions on federal lands. Timber sale revenues from State Forests are included in this Benchmark and contribute revenue to local communities and government services. State Forests represent 3% of Oregon's forest land base and generate 5% of the total timber harvest volume.	
<b>Data Source</b>	Actual total revenues from field districts’ accomplishments for FY 2014. This includes timber harvest as well as minor revenue generated from other sources such as recreation and minor forest products. Efforts to generate payment for other ecosystem services have not yet been successful.	
<b>Owner</b>	Brian Pew, Deputy Chief, State Forests Division, 503-945-7213	



**1. OUR STRATEGY**

Board of Forestry lands are managed by the State Forests Division to meet the greatest permanent value administrative rule (OAR 629-035-0020). Common School Fund lands are managed by the State Forests Division to obtain the greatest benefit for Oregonians, consistent with resource conservation under sound techniques of land management, (Oregon Constitution, Article VIII, Section 5). The activities associated with this measure involve timber sale harvests based on forest management plans.

**2. ABOUT THE TARGETS**

Harvest levels that contribute to the revenue flow for this measure are set annually by the Division at the direction of the State Forester. The targets are established to assure a sustainable and predictable production of forest products that generate revenue for the benefit of the state, counties and local taxing districts (OAR 6290035-0020(a)). Fiscal year total revenues are compared with the previous year. The revenue accomplishment for FY 2014 reflects the recovery of log prices. Also reflected are Board choices about strategies to achieve all goals on State Forests, including goals for revenue. In 2010, the Board of Forestry revised the Forest Management Plan and subsequent targets for revenue to include an increase in revenue of 5-15%. It will take time to complete operations to match this change. Returns from these revisions have continued to accrue in FY14.

**3. HOW WE ARE DOING**

The FY 2014 data show a 5.5 percent increase in total revenues from the previous year, up to \$79,821,333.

**4. HOW WE COMPARE**

Comparable data are not available from public or private industry sources, as the production goals for forest products vary by entity based on management objectives.

**5. FACTORS AFFECTING RESULTS**

The major factor affecting FY 2014 timber sale revenues was the increased bid prices over the last three years.

**6. WHAT NEEDS TO BE DONE**

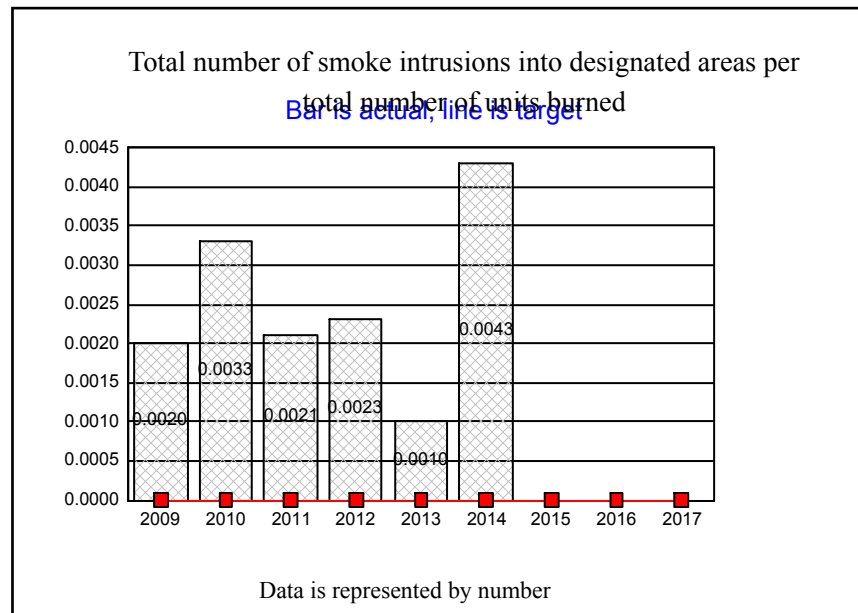
The State Forests Division will continue to follow the forest management plans and position itself to respond to changing timber market conditions through appropriate timber sale activities. The Department is also exploring opportunities to generate alternative sources of revenue and new FMP strategies that improve financial viability.

**7. ABOUT THE DATA**

The data is associated with FY 2014, and is derived from revenue receipts from field districts' timber harvest accomplishments and other minor forest revenue sources on State Forests. Fiscal year 2015 data is not yet available.



<b>KPM #6</b>	AIR QUALITY PROTECTION - Total number of smoke intrusions into designated areas per total number of units burned.	2009
<b>Goal</b>	Forestry Program for Oregon Strategy F: Protect, maintain, and enhance the health of Oregon's forest ecosystems, watersheds, and air sheds within a context of natural disturbance and active management.	
<b>Oregon Context</b>	Benchmark 75 indicates Oregon continues to make improvements in air quality. The Department's Smoke Management Program plays a key role in managing smoke from prescribed forest burning.	
<b>Data Source</b>	Actual count based on ODF Smoke Management System records.	
<b>Owner</b>	Doug Grafe, Deputy Chief, Fire Protection Division, 503-945-7437	



1. OUR STRATEGY

The performance measure demonstrates the effectiveness of the meteorological forecasting and smoke management instructions. A relationship between

predictions for smoke dispersal and the amount of forest fuels to be burned is developed and used to determine opportunities for forest management burning. The Smoke Management Advisory Committee plays a key role by advising the Department on the state's smoke management plan. Membership on the Smoke Management Advisory Committee includes representatives of industrial and non-industrial forest landowners, U.S. Forest Service, Bureau of Land Management, and the general public.

## 2. ABOUT THE TARGETS

The target is zero smoke intrusions into the Smoke Sensitive Receptor Areas. A lower number on the graph indicates that more units were burned with a lower number of smoke intrusions and shows how effective the program has been to protect air quality. The smoke management rules were implemented in 2008 and the existing KPM was changed to reflect the new rules in 2009. The number is derived from dividing total number of units burned by the total number of smoke intrusions. Definitions: Unit-- A specifically identified parcel of forestland which has been entered into the Oregon Department of Forestry's smoke management database for the purpose of prescribed burning. Intrusion-- The presence of ground level prescribed burning smoke in a city or other location which has been specifically designated as an Smoke Sensitive Receptor Area and protected from prescribed burning smoke under the Oregon Smoke Management Plan.

## 3. HOW WE ARE DOING

The Smoke Management Program is doing a good job of protecting Oregon's air quality while, at the same time, allowing forest landowners to dispose of unwanted accumulations of forest fuel. The inclusion of the entire state into the measurement target beginning in 2009 precludes any comparison with previous year's data. Thirteen intrusions occurred from 2,490 units burned. This significant increase coincided with an increase in the pace and scale of forest restoration burning near Smoke Sensitive Receptor Areas east of the Cascades.

## 4. HOW WE COMPARE

There are no comparable public or private industry standards.

## 5. FACTORS AFFECTING RESULTS

In addition to weather variations, economic market conditions can also influence the outcome, by substantially increasing or decreasing the number of units available for burning.

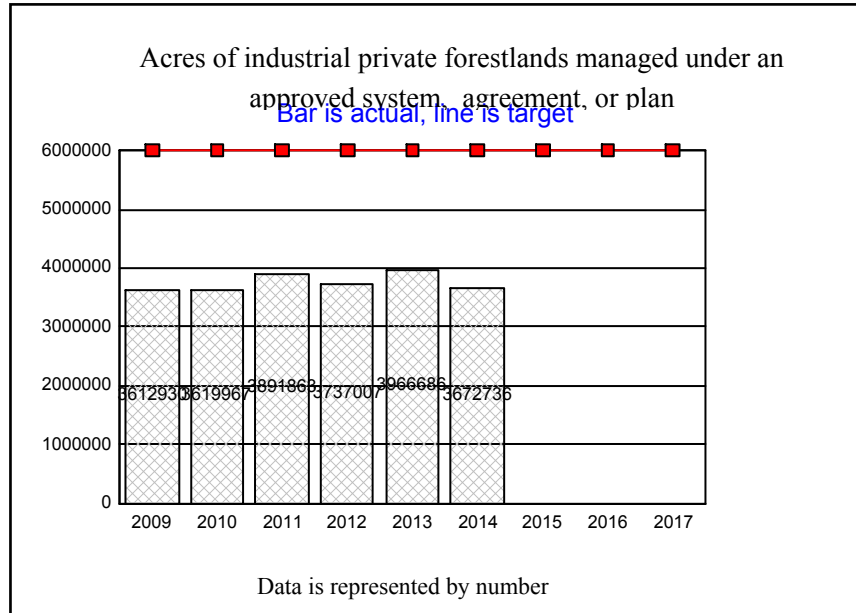
**6. WHAT NEEDS TO BE DONE**

The Program has recently completed a review and update of its plan to further improve its ability to minimize smoke intrusions and emissions while maximizing needed forestland burning.

**7. ABOUT THE DATA**

The reporting cycle is a calendar year. Data concerning the number of units comes from the Department's Smoke Management Program and is considered reliable. Data pertaining to the number of intrusions also comes from the Department's Smoke Management Program which is based in part, on subjective personal observations made in the field and is subject to variation. In most of the Smoke Sensitive Receptor Areas, there is also objective data obtained from ground-based nephelometer instrumentation used to monitor and determine the level of smoke.

<b>KPM #7a</b>	PRIVATE FORESTLAND MANAGED AT OR ABOVE FOREST PRACTICES ACT STANDARDS. a. Acres of industrial private forestlands managed under an approved certification system, stewardship agreement, or other approved management plan including wildlife habitat conservation and management plans.	2009
<b>Goal</b>	Forestry Program for Oregon Goals A, B, C, D, and E: Promote a fair legal system, effective and adequately funded government, leading-edge research, education, and publicly supported environmental, economic and social policies. Ensure that Oregon's forests make a significant contribution towards meeting the nation's wood product needs and provide diverse social and economic outputs and benefits valued by the public in a fair, balanced, and efficient manner. Protect and improve the productive capacity of Oregon's forests. Protect, and improve the physical and biological quality of the soil and water resources of Oregon's forests. Conserve diverse native plant and animal populations and protect and improve their habitats in Oregon's Forests.	
<b>Oregon Context</b>	Benchmark 79 indicates further improvements can be made to the state's water quality. However, water quality on forestlands remains high compared to other land uses. Benchmark 82 indicates that Oregon has been effective in retaining its forests land base. However, increased development pressure, coupled with statutory changes and economic factors, has increased the risk of conversion of forestland to other uses. Benchmark 83 indicates Oregon is also effective in maintaining the productive capacity of these forests. Benchmark 86 indicates the percent of freshwater salmonids and other fish considered at risk has remained steady since 1999. Oregon forestlands receive greater water quality and riparian protection than other land uses. Benchmark 88 indicates a low percentage of monitored plant species and terrestrial vertebrate animal species are at risk. Many of these species have limited habitats that are either not located on forestlands or are unaffected by commercial forest operations. All streams and rivers on forestlands regulated under the Forest Practices Act receive protection appropriate to the beneficial uses of those water bodies.	
<b>Data Source</b>	Data are provided by independent third-party certification systems and Departmental records.	
<b>Owner</b>	Peter Daugherty, Chief, Private Forests Division, 503-945-7482	



**1. OUR STRATEGY**

The Private Forests Program delivers a range of services to industrial forestland owners. These services are designed to maintain and enhance the economic, social and environmental benefits derived from Oregon private forests. Well-managed forests strengthen public confidence, which in turn, provides landowners a level of confidence to make the needed long-term forest management investments that benefit Oregon. The Forest Practices Act (FPA) provides a regulatory framework (contains a set of best management practices and prescriptive rules) that assures a continual supply of forest products and the overall maintenance of soil, air, water, fish and wildlife resources. Forestland owners, who have received third-party certification of sustainability from a recognized system, provide additional assurance that they meet or exceed the FPA standards. A 2001 study by Oregon State University compared Oregon’s legal requirements with the standards of the Forest Stewardship Council and the Sustainable Forestry Initiative certification systems. The study concluded that compliance with state legal requirements allows forest landowners to comply with many of the requirements of these systems. Certification systems require meeting state standards and exceeding them in certain areas. The department tries to maximize the value of voluntary forest certification as a tool to enhance Oregon forest industry competitiveness, industrial development, and both in-state and global recognition that Oregon forest products come from sustainably managed forests.

**2. ABOUT THE TARGETS**

The amount of well-managed forestland (i.e., under a certification system and/or approve management plan) indicates the amount of forests (managed at or above FPA standards). A large number of certified forests should also correlate with public assurances that forest overall are well-managed and improve the investment climate for private forestlands. Ideally, all forestland owners should manage at or above forest practices act standards. There are 10.7 million acres of private forestland; approximately 6.0 million are classified as industrial. The targets are set at the ideal level (i.e., 6.0 million acres for industrial forestland).

**3. HOW WE ARE DOING**

Three certification systems operate in Oregon. The American Tree Farm System provides certification endorsed by the Programme for the Endorsement of Forest Certification schemes (PEFC). The PEFC is an international, independent, non-profit, non-governmental organization, founded in 1999 which promotes sustainably managed forests through independent third party certification. Forest Stewardship Council U.S. provides certification verified by Accreditation Services International, an independent accreditation body offering international, third party accreditation for voluntary certification schemes. The Sustainable Forestry Initiative provides certification endorsed by the PEFC.

The Department of Forestry (ODF) approves and audits management plans, under the USDA-Forest Service’s State and Private Forestry Program, and enters into Stewardship Agreements (ORS 541.423) with forestland owners, who agree to manage beyond FPA standards. The Oregon Department of Fish and Wildlife approves forest management plans under their Wildlife Habitat Conservation and Management Program, under ORS 308A-400.

ODF requested information on acres of industrial private forestland certified or approved under each system, and compiled the following results:

- 3.7 of the 6.0 million acres of industrial private forestlands are managed under an approved certification system, as summarized below:
  - o Sustainable Forestry Initiative, Inc. 2,939,529 acres
  - o American Tree Farm 591,857 acres
  - o Forest Stewardship Council U.S. 141,350 acres
  - Total 3,672,736 acres

Approximately 61 percent of Oregon industrial forestlands are certified under an internationally recognized scheme.

**4. HOW WE COMPARE**

The Department does not have data on how other states are doing in terms of certification.

**5. FACTORS AFFECTING RESULTS**

Along with forestry related agencies and organizations, the market place encourages forest certification. Forestland owners wanting to sell timber increasingly find that industry milling facilities are requiring that their log supply come from certified forests. This market access requirement is motivating landowners to become certified by recognized third-party systems. Industrial forestland owners generally have the capacity to develop procedures to maintain certification.

**6. WHAT NEEDS TO BE DONE**

Voluntary forest certification systems are domestically and internationally used as a mechanism to recognize forest products originating from lands meeting specific management and harvesting requirements. Certification involves observation of observed management and harvesting requirements and is validated through third party review. Costs are incurred by landowners to certify lands. In turn, certified forest products are able to access certain markets which are otherwise closed and or be differentiated from uncertified competing goods. Regardless of certification status all of Oregon's private and state forestlands are subject to the requirements of the Oregon Forest Practices Act and comprehensive land use plans and as such, are held to standards that in many respects are similar to those of several certification systems. Despite this, Oregon's subject yet uncertified lands receive no recognition in markets where certification is necessary for market access or capacity to differentiate goods.

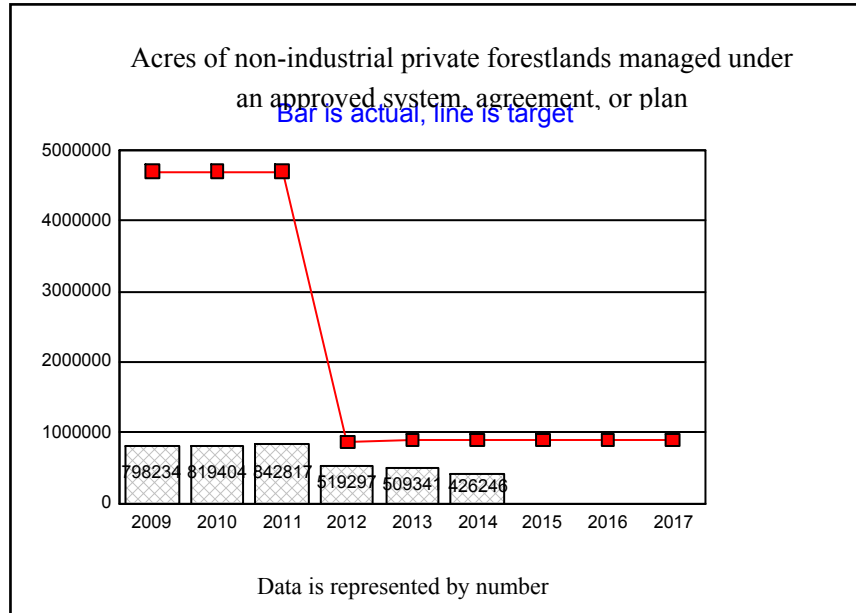
Accordingly, there is a need to identify policies that will permit better market recognition for uncertified Oregon wood grown in compliance with the Oregon Forest Practices Act (OFPA). One mechanism toward achieving this need could include an evaluation of the Oregon Forest Practices Act and requirements and suitability with requirements of the American Society for Testing and Materials (ASTM) standard on forest certification systems D7612 and compliance of subject wood to the 2012 and 2015 International Code Council (ICC) International Green Construction Code (IgCC).

**7. ABOUT THE DATA**

The data were provided by independent third-party certifiers and Departmental records. The level of detail provided by third-party certified varied, and the department could not determine the amount of overlap in reporting that occurs when an owner is certified by more than one scheme. The department expects that the amount of overlap is small, and does not significantly change the results. Oregon Department of Fish and Wildlife data on acres managed under the Wildlife Habitat Conservation and Management Program are not available.

<b>KPM #7b</b>	PRIVATE FORESTLAND MANAGED AT OR ABOVE FOREST PRACTICES ACT STANDARDS. b. Acres of non-industrial private forestlands managed under an approved certification system, stewardship agreement, or other approved management plan including wildlife habitat conservation and management plans.	2009
<b>Goal</b>	Forestry Program for Oregon Goals A, B, C, D, and E: Promote a fair legal system, effective and adequately funded government, leading-edge research, education, and publicly supported environmental, economic and social policies. Ensure that Oregon's forests make a significant contribution towards meeting the nation's wood product needs and provide diverse social and economic outputs and benefits valued by the public in a fair, balanced, and efficient manner. Protect and improve the productive capacity of Oregon's forests. Protect, and improve the physical and biological quality of the soil and water resources of Oregon's forests. Conserve diverse native plant and animal populations and protect and improve their habitats in Oregon's Forests.	
<b>Oregon Context</b>	Benchmark 79 indicates further improvements can be made to the state's water quality. However, water quality on forestlands remains high compared to other land uses. Benchmark 82 indicates that Oregon has been effective in retaining its forests land base. However, increased development pressure, coupled with statutory changes and economic factors, has increased the risk of conversion of forestland to other uses. Approximately 65 percent of family forestland acres are owned by individuals 55 years and older; conversion often occurs when forestland changes owners. Benchmark 83 indicates Oregon is also effective in maintaining the productive capacity of these forests. Benchmark 86 indicates the percent of freshwater salmonids and other fish considered at risk has remained steady since 1999. Oregon forestlands receive greater water quality and riparian protection than other land uses. Benchmark 88 indicates a low percentage of monitored plant species and terrestrial vertebrate animal species are at risk. Many of these species have limited habitats that are either not located on forestlands or are unaffected by commercial forest operations. All streams and rivers on forestlands regulated under the Forest Practices Act receive protection appropriate to the beneficial uses of those water bodies.	
<b>Data Source</b>	Data are provided by independent third-party certification systems and Departmental records.	
<b>Owner</b>	Lena Tucker, Deputy Chief, Private Forests, 503-945-7529	





1. OUR STRATEGY

The Private Forests Program delivers a range of services to non-industrial (family) forestland owners. These services are designed to maintain and enhance the economic, social and environmental benefits derived from Oregon private forests. Well-managed forests strengthen public confidence, which in turn, provides landowners a level of confidence to make the needed long-term forest management investments that benefit Oregon. The Forest Practices Act (FPA) provides a regulatory framework (contains a set of best management practices and prescriptive rules) that assures a continual supply of forest products and the overall maintenance of soil, air, water, fish and wildlife resources. Forestland owners, who have received third-party certification of sustainability from a recognized system, provide additional assurance that they meet or exceed the FPA standards. A 2001 study by Oregon State University compared Oregon’s legal requirements with the standards of the Forest Stewardship Council and the Sustainable Forestry Initiative certification systems. The study concluded that compliance with state legal requirements allows forest landowners to comply with many of the requirements of these systems. Certification systems require meeting state standards and exceeding them in certain areas. Family forestland owners with an approved management plan demonstrate they have an understanding of how to properly manage their forests, plan on meeting or exceeding the FPA, and know where to access technical information and assistance. The Department assists family forestland owners in developing management plans by providing examples and templates of plans, working directly with landowners and administering federal cost-share funds to landowners to offset costs of plans written by consultants. The Department also partners with multiple organizations to promote the development of management plans. The partners include the American Forest Foundation/Oregon Tree Farm System, Association

of Consulting Foresters, Committee for Family Forestlands, Forest Stewardship Council, Northwest Natural Resource Group, Oregon Forest Resources Institute, Oregon Small Woodlands Association, Oregon Society of American Foresters, and Oregon State University. The department tries to maximize the value of voluntary forest certification as a tool to enhance Oregon forest industry competitiveness, industrial development, and both in-state and global recognition that Oregon forest products come from sustainably managed forests.

**2. ABOUT THE TARGETS**

The amount of well-managed forestland (i.e., under a certification system and/or approve management plan) indicates the amount of forests managed at or above FPA standards. A large number of certified forests should also correlate with public assurances that, overall, forest are well-managed and improve the investment climate for private forestlands. Ideally, all forestland owners should manage at or above forest practices act standards. There are 10.7 million acres of private forestland; approximately 6.0 million are classified as industrial and 4.7 million are classified as nonindustrial. The targets are set at the ideal level (i.e., 900,000 acres for non-industrial forestland).

**3. HOW WE ARE DOING**

Three certification systems operate in Oregon. The American Tree Farm System provides certification endorsed by the Programme for the Endorsement of Forest Certification schemes (PEFC). The PEFC is an international, independent, non-profit, non-governmental organization, founded in 1999 which promotes sustainably managed forests through independent third party certification. Forest Stewardship Council U.S. provides certification verified by Accreditation Services International, an independent accreditation body offering international, third party accreditation for voluntary certification schemes. The Sustainable Forestry Initiative provides certification endorsed by the PEFC.

The Department of Forestry (ODF) approves and audits management plans, under the USDA-Forest Service’s State and Private Forestry Program, and enters into Stewardship Agreements (ORS 541.423) with forestland owners, who agree to manage beyond FPA standards. The Oregon Department of Fish and Wildlife approves forest management plans under their Wildlife Habitat Conservation and Management Program, under ORS 308A-400.

ODF requested information on acres of non-industrial private forestland certified or approved under each system, and compiled the following results:

- o ODF; USDA-FS Forest Stewardship Plan      181,860 acres
- o American Tree Farm                                      213,193 acres
- o Forest Stewardship Council U.S.                      31,193 acres
- o Total    426,246 acres

Approximately 47 percent of the targeted 900,000 acres of non-industrial private forestlands are managed under an approved certification system, stewardship agreement, or other approved management plan.

#### 4. HOW WE COMPARE

The Department does not have data on how other states are doing in terms of certification.

#### 5. FACTORS AFFECTING RESULTS

Along with forestry related agencies and organizations, the market place encourages forest certification. Forestland owners wanting to sell timber increasingly find that industry milling facilities are requiring that their log supply come from certified forests. This market access requirement is motivating landowners to develop management plans, since forest certification systems require management planning. Non-industrial forestland owners often need assistance in developing inventory data and management documentation needed for certification. The cost of certification may represent a barrier for smaller ownerships. Approximately 81 thousand owners hold forestland between 1 and 9 acres in size, accounting for 369,000 acres of forests. Another 50 thousand owners have forestland holdings between 10 and 49 acres in size, accounting for 1,024,000 acres of family forests. The large number of owners with small holding creates a significant challenge to achieving certification on all non-industrial forestlands.

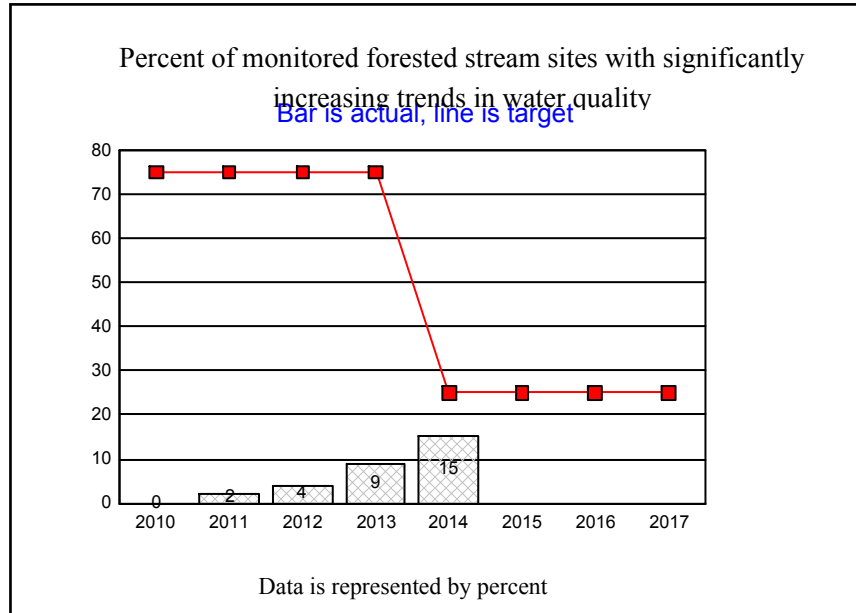
#### 6. WHAT NEEDS TO BE DONE

To increase certification on non-industrial forestlands, the department needs to provide additional technical and financial assistance to landowners for development of management plans and procedures. The department does not receive any state support for this effort, and relies solely on Federal funding to conduct this work. The Department works with multiple organizations to promote the development of management plans and mutual recognition of plans. The Department received a Federal grant to develop a uniform system to facilitate a common approach to resource management planning and leverage services of existing planning entities. This approach integrates the planning efforts of multiple resource entities, improving coordination and reducing duplication. The project has developed a mutually supported uniform base plan content, which includes information common to all management plan standards. The project has also developed a criteria-based endorsement system, which specifies additional content and/or level of detail required for a particular endorsement such as: 1) an Oregon Department of Fish and Wildlife wildlife habitat conservation and management plan, 2) Natural Resource Conservation Service Forest Management Activity Plan, 3) ODF/USDA-Forest Service forest stewardship plan, 4) American Tree Farm System certified plan, and 5) Forest Stewardship Council certified plan. This uniform planning system was implemented in fall 2013.

**7. ABOUT THE DATA**

Beginning in 2012, data for acres managed under an ODF/USDA-FS Forest Stewardship Plan reflects incorporation of a new definition that acres reported in this category need to be managed under a current Forest Stewardship Plan. Current is defined as a plan that is no older than, or has not been formally updated within, 10 years. As a result, many acres previously reported have fallen out of this category because they are not being managed under a current plan. This explains the drop in this KPM between the values reported in 2011 versus the updated values reported for 2012-2014. Also the data reporting for the ODF/USFS stewardship plans has changed to a federal fiscal year reporting schedule. As a result, the acres reported in this report are current through September 30, 2014. The acres reported for 2014 are only through September 2014. The level of detail for data provided by independent third-party certifiers varies, and the department cannot determine the amount of overlap in reporting that occurs when an owner is certified by more than one scheme. Oregon Department of Fish and Wildlife data on acres managed under the Wildlife Habitat Conservation and Management Program are not available.

<b>KPM #8a</b>	FOREST STREAM WATER QUALITY: a. Percent of monitored stream sites associated predominately with forestland with significantly increasing trends in water quality.	2009
<b>Goal</b>	Forestry Program for Oregon Strategy D: Protect, maintain, and enhance the soil and water resources of Oregon's forests.	
<b>Oregon Context</b>	Fewer monitored streams are exhibiting improving water quality trends compared to the late 1990s. However, many of the monitored streams now have good or excellent water quality because of those improvements in the late 1990s. Benchmark 79 indicates further improvements can be made to the state's water quality. Water quality on forestlands remains high compared to other land uses. Benchmark 86 indicates the percent of freshwater salmonids and other fish considered at risk has remained steady since 1999. Oregon forestlands receive greater water quality and riparian protection than other land uses and most voluntary habitat restoration projects under the Oregon Plan for Salmon and Watersheds have occurred on forestlands. All streams and rivers on forestlands regulated under the Forest Practices Act receive protection appropriate to the beneficial uses of those water bodies.	
<b>Data Source</b>	Department of Environmental Quality (DEQ) water quality monitoring data.	
<b>Owner</b>	Kyle Abraham, Water Quality Specialist, 503-945-7473	



**1. OUR STRATEGY**

Through management of Oregon’s state forests, wildfire prevention and suppression activities, administration of the Forest Practices Act, technical assistance to private landowners and communities, and through interactions with federal forest managers, the Department of Forestry affects water quality conditions on Oregon forestlands.

**2. ABOUT THE TARGETS**

Statewide targets covering all land uses were established by the Department on Environmental Quality in cooperation with the Oregon Progress Board. Oregon Benchmark 79 incorporates three components related to stream water quality: increasing trends, decreasing trends, and streams in good to excellent condition. Greater numbers of streams with increasing water quality compared to streams with declining water quality indicate progress towards the goal of protecting Oregon’s water. In addition, maintaining or increasing the percentage of stream sites with good to excellent water quality also indicates progress towards the goal. In 2009, DEQ acknowledged that current targets were set during a period of remarkable improvements in water quality. Current targets may not be achievable since similar gains in water quality improvement in the future cannot be expected because of major improvements in the past. ODF will follow DEQ's lead in revising future targets.

**3. HOW WE ARE DOING**

Roughly 15 percent of monitored forest stream sites showed increasing trends in water quality. However, about 65 percent of forest sites continue to have “good” to “excellent” water quality and that has remained fairly consistent over the last 10 years. It may be unrealistic to expect continued trends in increasing water quality on stream sites where water quality is already in good or excellent condition. No increasing or decreasing trend was observed on 82 percent of the monitored forest stream sites.

**4. HOW WE COMPARE**

The performance is based on the Oregon Water Quality Index (OWQI). The OWQI is used to describe general stream water quality status and trends. The OWQI also shows the general effectiveness of water quality management activities. No industry standards exist. However, 2013 data for agricultural lands in Oregon indicate 12 percent of monitored agricultural stream sites with increasing trends in water quality. Statewide data for 2013 for all land uses, including agricultural and forest lands indicate 15 percent of monitored stream sites with increasing trends in water quality (Benchmark 79a).

**5. FACTORS AFFECTING RESULTS**

Statewide targets were revised by DEQ and the Oregon Progress Board in 1999 to reflect substantial improvements in water quality that were occurring. On sites showing significant improvement that are not affected by point source discharges, such improvements may be attributed to reduced levels of non-point source activity, increased education about water quality impacts, and watershed restoration efforts. Underlying all of these factors is flow. As Oregon transitions between drought and wet phases, changes in flows and, indirectly, water quality are typically observed. A variety of activities occurring on forestlands, including forest management (timber harvesting and road construction and use), fire suppression, recreation, and livestock grazing, can affect soil and water resources. Disturbances that trigger large erosion events can produce important changes in aquatic conditions. These episodic changes are critical in maintaining aquatic habitat over time, even though they may temporarily decrease water quality; an example is the large winter storm of 2007. Another factor is the reassignment of sample points between land use classes (e.g., forest to urban or vice versa). These reassignments have taken place and will continue to be refined over time which may affect water quality results on forestland.

**6. WHAT NEEDS TO BE DONE**

The data for this benchmark are developed from the forested component of a broader network of 160 ambient monitoring sites on the state's major rivers and streams. A more detailed analysis is needed to determine what is causing declining trends. The Department of Forestry has coordinated with DEQ on

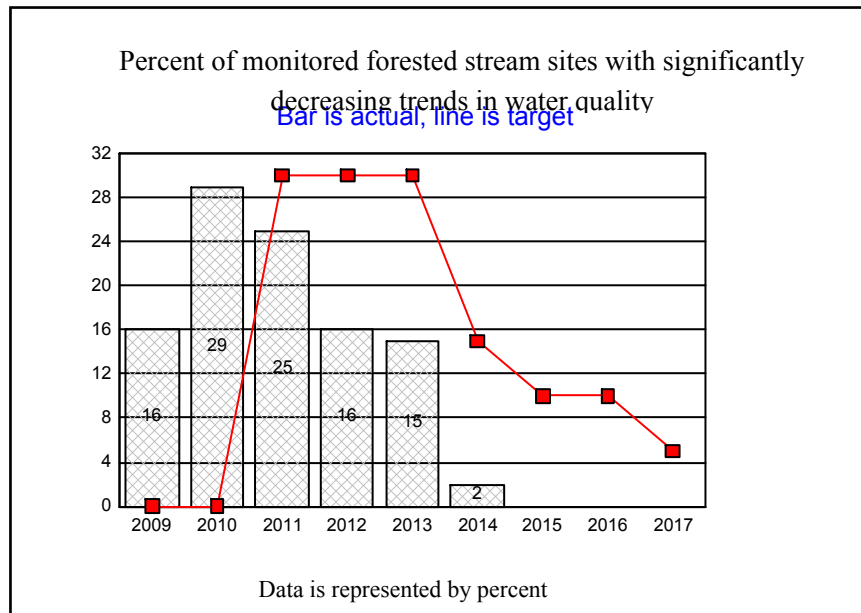
implementation and reporting on a forestland-specific statewide indicator of aquatic biological integrity and is also coordinating with DEQ and others to seek additional resources for ongoing probabilistic sampling of stream water quality on Oregon forestlands. Currently, the Department of Forestry is examining DEQ sample station locations to begin a dialog regarding whether current monitoring sites are correctly assigned based on land use. There may be issues regarding land use classification for ambient water quality monitoring sites, that need to be resolved before additional meaningful results can be analyzed and reported.

## 7. ABOUT THE DATA

Long-term ambient water quality monitoring data is collected in accordance with the Ambient Water Quality Monitoring Network Quality Assurance Project Plan. Annual ambient water quality data are analyzed by DEQ staff for the most recent water year which runs from October 1 - September 30. Data after December 2012 are stored on DEQ servers and available upon request. Monitoring data through December 2012 are accessible online at <http://deq12.deq.state.or.us/lasar2/>. For this KPM, DEQ data have been segregated into categories of predominate land use. These categories include forest land use, agriculture use, range use, mixed use, and urban use. It is important to note that even within the subset of forest monitoring sites there may be influences on water quality from other land use activities such as livestock grazing and residential development. The 2009 report for this key performance measure was based on a population of 49 sample points. For the 2010 report, three sampling points were dropped due to budget constraints or other reasons. These changes should be kept in mind when making year-to-year performance comparisons. 2014 is the most recent data. For 2014, 55 sample points have been assigned to the "forest use" category.



<b>KPM #8b</b>	FOREST STREAM WATER QUALITY: b. Percent of monitored stream sites associated predominately with forestland with significantly decreasing trends in water quality.	2009
<b>Goal</b>	Forestry Program for Oregon Strategy D: Protect, maintain, and enhance the soil and water resources of Oregon's forests.	
<b>Oregon Context</b>	Benchmark 79 indicates further improvements can be made to the state's water quality. Water quality on forestlands remains high compared to other land uses. Benchmark 86 indicates the percent of freshwater salmonids and other fish considered at risk has remained steady since 1999. Oregon forestlands receive greater water quality and riparian protection than other land uses and most voluntary habitat restoration projects under the Oregon Plan for Salmon and Watersheds have occurred on forestlands. All streams and rivers on forestlands regulated under the Forest Practices Act receive protection appropriate to the beneficial uses of those water bodies.	
<b>Data Source</b>	Department of Environmental Quality (DEQ) water quality monitoring data.	
<b>Owner</b>	Kyle Abraham, Water Quality Specialist, 503-945-7473	



### 1. OUR STRATEGY

Through management of Oregon's state forests, wildfire prevention and suppression activities, administration of the Forest Practices Act, technical assistance to private landowners and communities, and through interactions with federal forest managers, the Department of Forestry affects water quality conditions on Oregon forestlands.

### 2. ABOUT THE TARGETS

Statewide targets covering all land uses were established by the Department on Environmental Quality in cooperation with the Oregon Progress Board. Oregon Benchmark 79 incorporates three components related to stream water quality: increasing trends, decreasing trends, and streams in good to excellent condition. Greater numbers of streams with increasing water quality compared to streams with declining water quality indicate progress towards the goal of protecting Oregon's water. In addition, maintaining or increasing the percentage of stream sites with good to excellent water quality also indicates progress towards the goal.

### 3. HOW WE ARE DOING

In 2014, one (2%) monitored sample point with significantly decreasing trends in water quality existed. Compared to last year, when 8 (15%) of monitored sampled points indicated significantly decreasing trends in water quality, this is an improvement. It is important to note that about half of the ambient sites statewide, and a higher percentage of forest sites (65%), continue to have "good" or "excellent" water quality and that has remained fairly consistent over the last 10 years. No increasing or decreasing trend was observed on about 80 percent of the monitored forest streams.

### 4. HOW WE COMPARE

The performance is based primarily on the Oregon Water Quality Index (OWQI). The OWQI is used to describe general stream water quality status and trends. The OWQI also shows the general effectiveness of water quality management activities. No industry standards exist. However, 2013 data for mixed land use in Oregon indicate 11 percent of monitored stream sites with decreasing trends in water quality. Statewide, data for 2014 for all land uses, including agricultural and forest lands indicate 3 percent of monitored stream sites with decreasing trends in water quality (Benchmark 79b).

### 5. FACTORS AFFECTING RESULTS

Statewide targets were revised by DEQ and the Oregon Progress Board in 1999 to reflect substantial improvements in water quality that were occurring. A variety of activities occurring on forestlands, including forest management (timber harvesting and road construction and use), fire suppression, recreation, and livestock grazing, can affect soil and water resources. Disturbances that trigger large erosion events can produce important changes in aquatic conditions. These episodic changes are critical in maintaining aquatic habitat over time, even though they may temporarily decrease water quality, an example is the large winter storm of 2007.

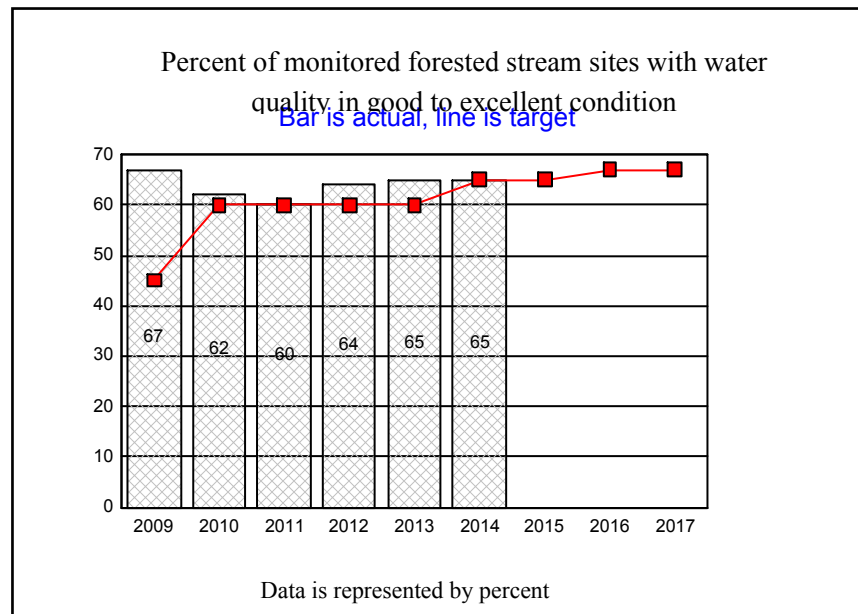
## 6. WHAT NEEDS TO BE DONE

The data for this benchmark are developed from the forested component of a broader network of 160 ambient monitoring sites on the state's major rivers and streams. The Oregon Progress Board recommended supplementing this data with additional statewide benchmarks on aquatic biological integrity (indices of biological integrity for macroinvertebrates and fish) and OWQI based on data collected from a statewide probabilistic sampling network representing all stream miles. The addition of such benchmarks would provide a more robust measure of the quality of Oregon's surface water. There is also a need, as indicated above, to revisit the current targets for the trending measures. In addition, more analysis is needed to determine what is causing declining trends. The Department of Forestry has coordinated with DEQ on implementation and reporting on a forestland-specific statewide indicator aquatic biological integrity and is also coordinating with DEQ and others to seek additional resources for ongoing probabilistic sampling of stream water quality on Oregon forestlands. Currently, the Department of Forestry is examining DEQ sample station locations to begin a dialog regarding whether current monitoring sites are correctly assigned based on land use. There may be issues regarding land use classification for ambient water quality monitoring sites that need to be resolved before additional meaningful results can be analyzed and reported.

## 7. ABOUT THE DATA

Long-term ambient water quality monitoring data is collected in accordance with the Ambient Water Quality Monitoring Network Quality Assurance Project Plan. Annual ambient water quality data are analyzed by DEQ staff for the most recent water year which runs from October 1 - September 30. Data after December 2012 are stored on DEQ servers and available upon request. Monitoring data through December 2012 are accessible online at <http://deq12.deq.state.or.us/lasar2/>. For this KPM, DEQ data have been segregated into categories of predominate land use. These categories include forest land use, agriculture use, range use, mixed use, and urban use. It is important to note that even within the subset of forest monitoring sites there may be influences on water quality from other land use activities such as livestock grazing and residential development. The 2009 report for this key performance measure was based on a population of 49 sample points. For the 2010 report, three sampling points were dropped due to budget constraints or other reasons. These changes should be kept in mind when making year-to-year performance comparisons. 2014 is the most recent data.

<b>KPM #8c</b>	FOREST STREAM WATER QUALITY: c. Percent of monitored stream sites associated predominately with forestland with water quality in good to excellent condition.	2009
<b>Goal</b>	Forestry Program for Oregon Strategy D: Protect, maintain, and enhance the soil and water resources of Oregon's forests.	
<b>Oregon Context</b>	Benchmark 79 indicates further improvements can be made to the state's water quality. Water quality on forestlands remains high compared to other land uses. Benchmark 86 indicates the percent of freshwater salmonids and other fish considered at risk has remained steady since 1999. Oregon forestlands receive greater water quality and riparian protection than other land uses and most voluntary habitat restoration projects under the Oregon Plan for Salmon and Watersheds have occurred on forestlands. All streams and rivers on forestlands regulated under the Forest Practices Act receive protection appropriate to the beneficial uses of those water bodies.	
<b>Data Source</b>	Department of Environmental Quality (DEQ) water quality monitoring data.	
<b>Owner</b>	Kyle Abraham, Water Quality Specialist, 503-945-7473	



**1. OUR STRATEGY**

Through management of Oregon's state forests, wildfire prevention and suppression activities, administration of the Forest Practices Act, technical assistance to private landowners and communities, and through interactions with federal forest managers, the Department of Forestry affects water quality conditions on Oregon forestlands.

**2. ABOUT THE TARGETS**

Statewide targets covering all land uses were established at 40 percent by the Department on Environmental Quality in cooperation with the Oregon Progress Board for Benchmark 79a. Both ODF and the Department of Agriculture have established a higher target of 60 percent for their respective land uses. The performance measure incorporates three components related to stream water quality: increasing trends, decreasing trends, and streams in good to excellent condition. Greater numbers of streams with increasing water quality compared to streams with declining water quality indicate progress towards the goal of protecting Oregon's water. In addition, maintaining or increasing the percentage of stream sites with good to excellent water quality also indicates progress towards the goal.

**3. HOW WE ARE DOING**

About half of the ambient sites statewide, and a much higher percentage of forest sites, continue to have "good" to "excellent" water quality and that has remained fairly consistent over the last 10 years. In 2014, about 48 percent of all ambient water quality monitoring sites were in "good" to "excellent" water quality category. On monitored forestland sites that number increases to about 65 percent in the "good" to "excellent" category for the same time period, which meets the benchmark of 65 percent. Monitored sites on forestland have met or exceeded the benchmark every year since 2009 when this measure was established.

**4. HOW WE COMPARE**

The performance is based primarily on the Oregon Water Quality Index (OWQI). The OWQI is used to describe general stream water quality status and trends. The OWQI also shows the general effectiveness of water quality management activities. No industry standards exist. However, 2013 data for agricultural lands in Oregon indicate about 36 percent of monitored agricultural stream sites with water quality in good to excellent condition. Statewide data for 2014 for all land uses, including agricultural and forest lands indicate about 50 percent of monitored stream sites with water quality in good to excellent condition. These comparisons demonstrate that maintaining forestlands in forest use in an effective and efficient way to maintain water quality.

## 5. FACTORS AFFECTING RESULTS

Statewide targets were revised by the Department of Environmental Quality (DEQ) and the Oregon Progress Board in 1999 to reflect substantial increases in water quality that were occurring. A variety of activities occurring on forestlands, including forest management (timber harvesting and road construction and use), fire suppression, recreation, and livestock grazing, can affect soil and water resources. Disturbances that trigger large erosion events can produce important changes in aquatic conditions. These episodic changes are critical in maintaining aquatic habitat over time, even though they may temporarily decrease water quality, an example is the large winter storm of 2007.

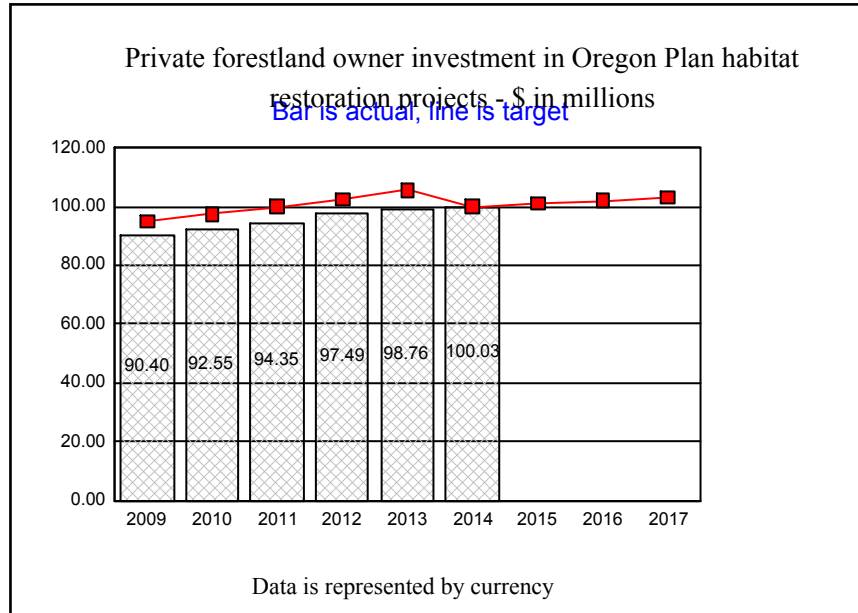
## 6. WHAT NEEDS TO BE DONE

The data for this benchmark are developed from the forested component of a broader network of 160 ambient monitoring sites on the state's major rivers and streams. The Oregon Progress Board recommended supplementing this with additional statewide benchmarks on aquatic biological integrity (indices of biological integrity for macroinvertebrates and fish) and OWQI based on data collected from a statewide probabilistic sampling network representing all stream miles. The addition of such benchmarks would provide a more robust measure of the quality of Oregon's surface water. There is also a need, as indicated above, to revisit the current targets for the trending measures. In addition, a more detailed analysis is needed to determine what is causing declining trends. The Department of Forestry has coordinated with DEQ on implementation and reporting on a forestland-specific statewide indicator of aquatic biological integrity and is also coordinating with DEQ and others to seek additional resources for ongoing probabilistic sampling of stream water quality on Oregon forestlands.

## 7. ABOUT THE DATA

Long-term ambient water quality monitoring data is collected in accordance with the Ambient Water Quality Monitoring Network Quality Assurance Project Plan. Annual ambient water quality data are analyzed by DEQ staff for the most recent water year which runs from October 1 - September 30. Data after December 2012 are stored on DEQ servers and available upon request. Monitoring data through December 2012 are accessible online at <http://deq12.deq.state.or.us/lasar2/>. For this KPM, DEQ data have been segregated into categories of predominate land use. These categories include forest land use, agriculture use, range use, mixed use, and urban use. It is important to note that even within the subset of forest monitoring sites there may be influences on water quality from other land use activities such as livestock grazing and residential development. The 2009 report for this key performance measure was based on a population of 49 sample points. For the 2010 report, three sampling points were dropped due to budget constraints or other reasons. These changes should be kept in mind when making year-to-year performance comparisons. 2014 is the most recent data.

<b>KPM #9</b>	VOLUNTARY PUBLIC AND PRIVATE INVESTMENTS MADE TO CREATE HEALTHY FORESTS - Cumulative public and private forest landowner investments made in voluntary projects for the Oregon Plan for Salmon and Watersheds or for the Oregon Conservation Strategy.	2009
<b>Goal</b>	Forestry Program for Oregon Goals D, and E: Protect and improve the physical and biological quality of the soil and water resources of Oregon’s forests. Conserve diverse native plant and animal populations and protect and improve their habitats in Oregon’s Forests.	
<b>Oregon Context</b>	Benchmark 79 indicates further improvements can be made to the state's water quality. However, water quality on forestlands remains high compared to other land uses. Benchmark 86 indicates the percent of freshwater salmonids and other fish considered at risk has remained steady since 1999. Oregon forestlands receive greater water quality and riparian protection than other land uses and most voluntary habitat restoration projects under the Oregon Plan for Salmon and Watersheds have occurred on private forestlands. All streams and rivers on forestlands regulated under the Forest Practices Act receive protection appropriate to the beneficial uses of those water bodies. The Department provides technical support to private landowners for restoration projects. Benchmark 88 indicates a low percentage of monitored plant species and terrestrial vertebrate animal species are at risk. Many of these species have limited habitats that are either not located on forestlands or are unaffected by commercial forest operations.	
<b>Data Source</b>	Data are only available for investment in voluntary water quality, riparian, and aquatic habitat restoration projects under the Oregon Plan for Salmon and Watersheds or other initiatives. Data for this part of measure are obtained from the Oregon Watershed Enhancement Board. The dollar amounts represent investments from private forestland owners only. Data are not available for investment to meet the Oregon Conservation Strategy.	
<b>Owner</b>	Kyle Abraham, Water Quality Specialist, 503-945-7473	



**1. OUR STRATEGY**

Voluntary restoration activities by landowners, combined with continued regulatory compliance, provide a foundation for the success of the Oregon Plan for Salmon and Watersheds in protecting and restoring water quality and fish habitat on forestland. The Oregon Conservation Strategy provides an analogous voluntary framework for restoration of all habitat types. The Conservation Strategy emphasizes proactively conserving declining species and habitats to reduce the possibility of future federal or state listings. The strategy presents issues and opportunities, and recommends voluntary actions that will improve the efficiency and effectiveness of conservation in Oregon. The Department revised its stewardship agreement program to improve its efficacy at encouraging forestland owners to self-regulate to meet and exceed applicable regulatory requirements and achieve conservation, restoration and improvement of fish and wildlife habitat and water quality. The Department developed a programmatic Safe Harbor Agreement for Northern Spotted Owls to provide regulatory certainty and encourage voluntary enhancement of owl habitat. In 2012, the Department worked with private forestland owners to update the Oregon Plan voluntary measures, “Private Forest Landowners and the Oregon Plan: Oregon Plan Actions for Landowners, by Landowners.” These updated voluntary measures were presented to, and approved by, the Board of Forestry in April 2009. In 2014, the Department began discussions with the Oregon Watershed Enhancement Board and the Oregon Forest Resources Institute to evaluate and understand what has been accomplished by private forestland owners under the Oregon Plan and identify any potential barriers to implementing and reporting voluntary restoration activities. Department stewardship foresters regularly advise private forestland owners on opportunities for watershed restoration and provide technical assistance for such projects. This performance measure



records reported forestland owners' investments, over time, in fish and water quality restoration projects. This performance measure was revised to include activities completed under the Oregon Conservation Strategy to more fully measure voluntary investments to create healthy forests that provide public benefits. The Department's mission statement includes public and private landowners willingly making investments to create healthy forests. This performance measure intends to track trends in voluntary investment and reflects the Department's ability to encourage these investments. Tracking this trend may also provide the ability to understand and mitigate barriers to voluntary investments made to meet state fish and wildlife goals.

## 2. ABOUT THE TARGETS

Voluntary restoration action on privately owned lands is the essence of the Oregon Plan for Salmon and Watersheds and the Oregon Conservation Strategy. The Oregon Watershed Restoration Inventory (OWRI) was established in 1995 to track restoration work as it is completed. The Oregon Watershed Enhancement Board (OWEB) is the state agency that manages OWRI. Projects funded by OWEB, or projects that require a permit are required to report to OWEB, however, the remainder of reporting to OWRI is voluntary. The Conservation Registry is an online, centralized database that records, tracks and maps on-the-ground conservation projects. The purpose of the Registry is to help users understand the context, distribution, and effectiveness of our collective efforts to protect and restore ecosystems. The Department is a registry partner and is working with the Registry to establish reporting to produce data analogous to that received from the Oregon Watershed Restoration Inventory, but which would more fully track other restoration actions not tracked by OWRI. Currently, data and targets are only available for Oregon Plan investments. The target amounts are predicted cumulative expenditures reported by private forestland owners in Oregon Plan restoration activities.

## 3. HOW WE ARE DOING

Private forestland owners have made significant investments in improving water quality and fish habitat. Reported cumulative investments for 2014 were \$100 million compared to a target of \$105 million. The 2014 accomplishment level represents the sixth year that cumulative private investments in Oregon Plan did not meet the target (predicted cumulative expenditures). In 2014, private forestland owners invested \$1.2 million. The Department had expected the rate of expenditures to decline over time as more projects were completed and opportunities for restoration decreased. The rapid drop in annual investment over the past three years suggests that the decline may also relate to the economic downturn, rather than a decrease in restoration opportunities. However, in 2012, restoration activities showed a slight increase followed by a decrease in 2013 and 2014. At this time, data are not available for investments under the Conservation strategy.

## 4. HOW WE COMPARE

Private forestland owners are the major contributor to Oregon Plan accomplishments, providing over 70 percent of reported private land accomplishments.

Oregon is unique among western states in its focus on voluntary measures in concert with regulatory approaches to achieve additional habitat protection and restoration.

## 5. FACTORS AFFECTING RESULTS

The Oregon Plan has been successful because of the strong support from the forestland owner community for voluntary measures versus regulatory mandates. The Department has partnered with Oregon State University, the Association of Oregon Loggers, and the Oregon Forest Resources Institute in the development of forest roads workshops and an illustrated road improvement manual for family forest landowners. Stewardship Foresters provide education and technical assistance to landowners in support of restoration activities. The economic downturn significantly affected the housing market and corresponding demand for wood products. Timber harvests, the primary forest operation during which restoration activities occur, dropped by one billion board feet from 2007 to 2009. In addition, 2009-11 Departmental budget reduction eliminated Oregon plan funding and 40 percent of stewardship foresters (from 57 to 30 field foresters) who encourage and provide technical assistance for these types of projects including encouraging reporting. The Oregon Plan funding supported coordination with watershed councils and other groups that encouraged restoration.

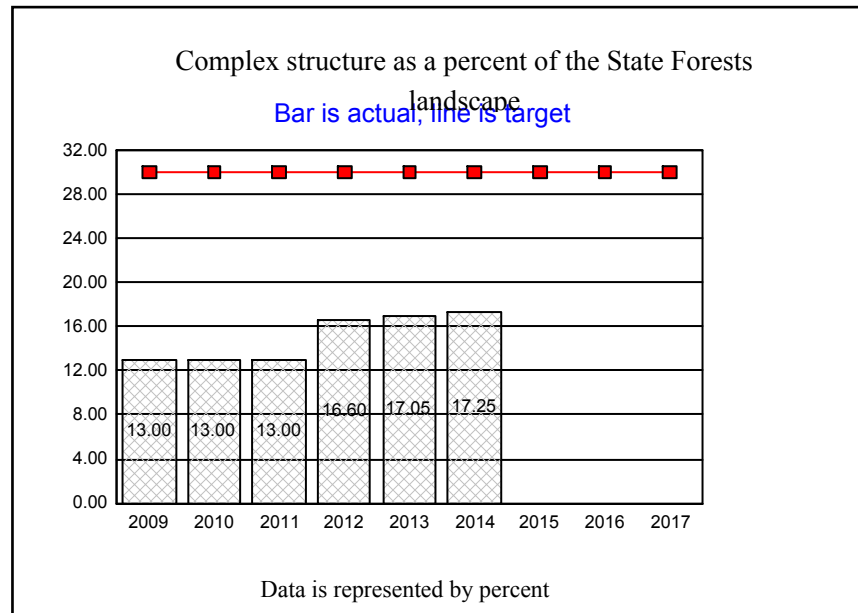
## 6. WHAT NEEDS TO BE DONE

The department needs to provide technical and financial assistance to landowners for restoration practices. During the 2011 legislative session, funding was restored to the Private Forest program including the Oregon Plan funding. By the end of 2012, 51 stewardship foresters were in place in the field. With increased capacity, it is anticipated that increased assistance will be available to landowners conducting voluntary restoration projects. The Department will work to increase awareness of voluntary measure implementation and reporting. The Department will continue to work with the USDA Forest Service and Natural Resource Conservation Service Resources to increase financial assistance provided to forestland owners. The Department will work with the Conservation Registry to develop reporting data on restoration projects completed under the Conservation Strategy.

## 7. ABOUT THE DATA

Data include investment in voluntary water quality, riparian, and aquatic habitat restoration projects under the Oregon Plan for Salmon and Watersheds or other initiatives. These data comes from a voluntary reporting system that is summarized by calendar year. Forestland owners and others implementing Oregon Plan projects enter the information into a system managed by Oregon Watershed Enhancement Board. The reported dollar amounts represent investments from private forestland owners only. At this time, data are not available for investments to meet the Oregon Conservation Strategy.

<b>KPM #10</b>	STATE FORESTS NORTH COAST HABITAT - Complex forest structure as a percent of the State Forests landscape.	2009
<b>Goal</b>	Forestry Program for Oregon Strategy E: Contribute to the conservation of diverse native plant and animal populations and their habitats in Oregon's forests.	
<b>Oregon Context</b>	Benchmark 82 (Forest Land) indicates that Oregon is making progress in conserving wildland forest for forest use. Benchmark 89a (Natural Habitats - Forests) indicates that forest make up the largest natural habitat category in Oregon. Benchmark 90 (Invasive Species) indicates Oregon has been effective in limiting the number of the most threatening invasive species.	
<b>Data Source</b>	Stand Level Inventory (SLI) data.	
<b>Owner</b>	Brian Pew, Deputy Chief, State Forests Division, 503-945-7351	



1. OUR STRATEGY

Board of Forestry lands are managed by the State Forests Division to meet the greatest permanent value administrative rule (OAR 629-035-0020). Common School Fund lands are managed by the State Forests Division to obtain the greatest benefit for Oregonians, consistent with resource conservation under sound techniques of land management, (Oregon Constitution, Article VIII, Section 5). The activities associated with this measure involve timber sale harvests based on forest management plans.

**2. ABOUT THE TARGETS**

The Board of Forestry adopted in administrative rule (OAR 629-035-105) long-term forest management plans, which describe the range of percent of landscape in complex forest structure to be achieved over time for Clatsop and Tillamook State Forests on the north coast.

**3. HOW WE ARE DOING**

The FY 2014 data show that 29.5% of Astoria district, 19.7% of Forest Grove district, and 9.5% of Tillamook district are in complex forest structure.

**4. HOW WE COMPARE**

Comparable data are not available from public or private industry sources, as the goals for forest land vary by entity based on management objectives.

**5. FACTORS AFFECTING RESULTS**

Complex forest structure develops very slowly and it is anticipated to take decades to achieve the range of 30 to 50% complex structure now described in the forest management plans. At this time, the Division does not have complete and up-to-date information for all three north coast districts. Due to budget constraints, there has been limited new inventory data acquisition in recent years. The apparent increase in complex structure is likely the result of changes in methodology and the active management practices designed to enhance the development of complex forest structure while efficiently harvesting timber.

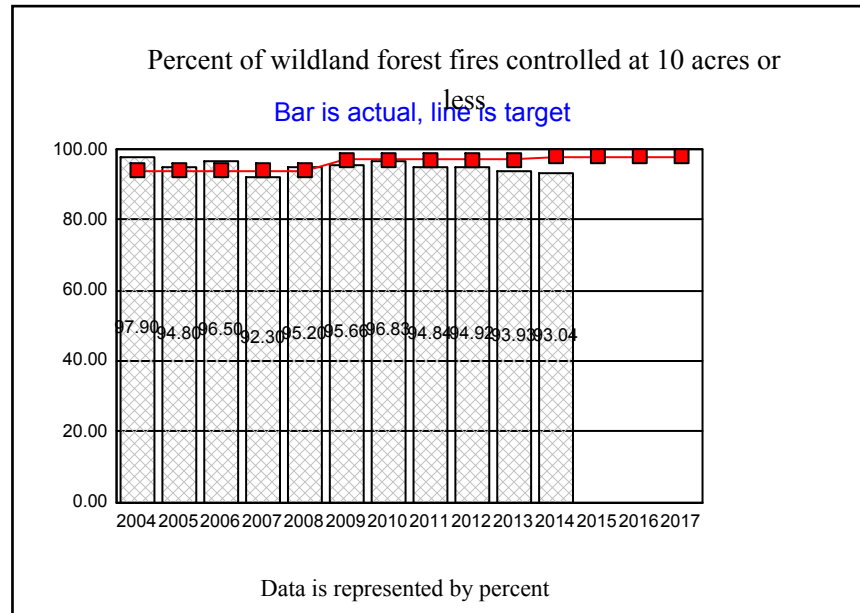
**6. WHAT NEEDS TO BE DONE**

More inventory data need to be collected in order to have more confidence in the trend. The Division has began to collect new Stand Level Inventory data during the 2015 Fiscal Year and has committed to continue collecting new Stand Level Inventory data during the 2016 Fiscal Year. In the mean time, the State Forests Division will continue to follow the forest management plans to increase complex structure over time.

**7. ABOUT THE DATA**

Fiscal year 2014 data are reported and were derived from updated forestland inventories of the Astoria, Forest Grove, and Tillamook districts on the north coast.

<b>KPM #11</b>	FIRE SUPPRESSION EFFECTIVENESS - Percent of wildland forest fires under ODF jurisdiction controlled at 10 acres or less.	1990
<b>Goal</b>	Forestry Program for Oregon Strategies C and F: Maintain and enhance the productive capacity of Oregon's forests to improve the economic well-being of Oregon's communities. Protect, maintain, and enhance the health of Oregon's forest ecosystems, watersheds, and airsheds within a context of natural disturbance and active management.	
<b>Oregon Context</b>	Benchmark 82 indicates Oregon has been effective in retaining its forest land base and Benchmark 83 indicates Oregon is also effective in maintaining the productive capacity of these forests. Aggressive wildfire suppression by the Department of Forestry has contributed to these outcomes.	
<b>Data Source</b>	Based on data in the Protection from Fire FIRES database.	
<b>Owner</b>	Doug Grafe, Deputy Chief, Fire Protection Division, 503-945-7437	



**1. OUR STRATEGY**

The performance measure demonstrates the effectiveness of the initial attack organization within the department to suppress wildfire on forestlands. The measure also demonstrates the effectiveness of the use of fire severity funding, in those years where wildfire potential is high.

**2. ABOUT THE TARGETS**

The higher the percentage, the more effective is the fire suppression system. This measure has been in place for over 30 years and is one the Department's oldest continuously used measures. The basis for this measure is that because burning conditions, changing fuel types and the exposure to fire starts varies regionally and from year to year it provides a relatively consistent means of measuring the performance of the overall wildfire suppression system. The 2013 legislature approved the raising of the target to 98 percent.

**3. HOW WE ARE DOING**

The Department was not able to meet the target of suppressing 98 percent of all wildfires at ten acres or less in size for the 2014 fire season. Factors influencing the severity of the 2014 fire season included: increased fire danger, significant lightning events, and fires burning in light, flashy fuels that grew rapidly. Much of the southern part of the state was in a moderate drought that increased the difficulty to suppress fires. Out of a total of 1,121 fires for the Department during 2014, 1,043 were suppressed at 10 acres or less.

**4. HOW WE COMPARE**

The Department's performance usually exceeds that of the federal wildfire agencies in Oregon.

**5. FACTORS AFFECTING RESULTS**

Increase in forest fuels. Increase in wildland-urban interface properties and residences, and a persistent drought.

**6. WHAT NEEDS TO BE DONE**

The 2013 Legislature approved a modification of the target for this KPM to be set at 98 percent, rather than 97 percent of fires controlled at 10 acres or less,

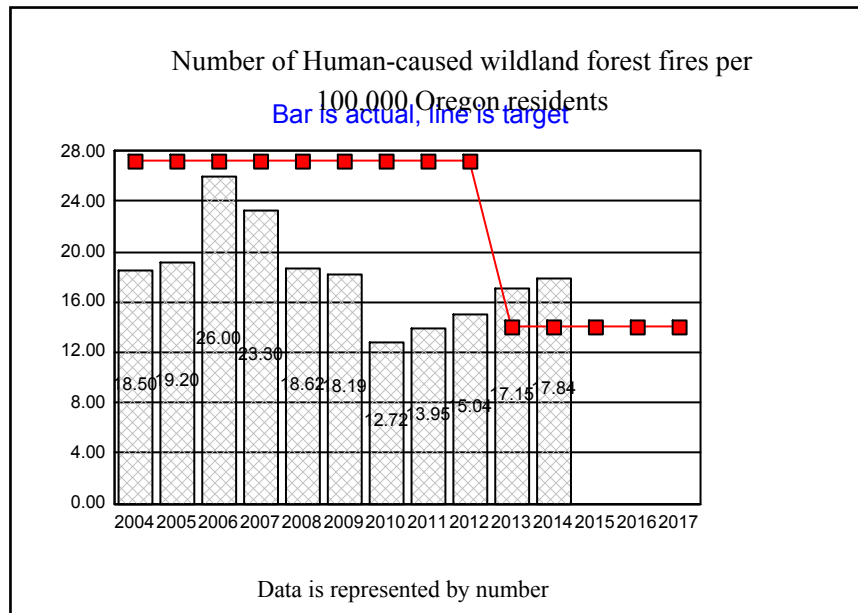
effective with the 2013 report. This revision of the target more accurately describes the appropriate achievement of the most efficient level of fire suppression at the local district level given today's circumstances, and better reflects the importance, from a suppression cost standpoint, of limiting intermediate and large fire occurrence to no greater than two percent. The Department will focus much of its efforts in enhancing the initial attack capabilities needed to meet the target.

**7. ABOUT THE DATA**

The reporting cycle is a calendar year. The data is taken from the Department's fire report system and is deemed to be extremely reliable.



<b>KPM #12</b>	PREVENTION OF HUMAN-CAUSED WILDLAND FOREST FIRES - Number of human-caused wildland forest fires per 100,000 Oregon residents (lower is better).	1990
<b>Goal</b>	Forestry Program for Oregon Strategies C and F: Maintain and enhance the productive capacity of Oregon's forests to improve the economic well-being of Oregon's communities. Protect, maintain, and enhance the health of Oregon's forest ecosystems, watersheds, and airsheds within a context of natural disturbance and active management.	
<b>Oregon Context</b>	Benchmark 82 indicates Oregon has been effective in retaining its forest land base and Benchmark 83 indicates Oregon is also effective in maintaining the productive capacity of these forests. Aggressive wildfire suppression and a strong fire prevention program by the Department of Forestry has contributed to these outcomes.	
<b>Data Source</b>	Based on data in the Protection from Fire Program FIRES database and the Portland State University Population Research Center.	
<b>Owner</b>	Doug Grafe, Deputy Chief, Fire Protection Division, 503-945-7437	



**1. OUR STRATEGY**

The performance measure demonstrates the effectiveness of the fire prevention program at preventing human-caused fires. Implementation of Regulated Use Closures which limit the activities that the public can engage in while on forestlands is one example of the state's prevention effort.

**2. ABOUT THE TARGETS**

This measure is used to account for the steady upward growth in the state's population and it provides a good balance to account for urban resident users, who use forestlands for recreation, and rural resident users, who live in wooded areas or use it for a livelihood. A lower number means the fire prevention program is more effective at preventing human-caused fires. The 2013 Legislature approved lowering the target from 27.5% to 14%. Based on actual data the target was set too high and needed to be lowered.

**3. HOW WE ARE DOING**

The fire prevention program remains effective at preventing human-caused fires. The department exceeded the target of keeping the number of human-caused fires below the target number of fires per 100,000 Oregon residents. There were 707 human-caused fires in 2014 and Oregon's population was 3,962,710, resulting in a fire prevention rate of 17.84. ODF has only met the target in two of the last 10 years. 10-year average of human-caused fires is 688.

**4. HOW WE COMPARE**

There are no relevant comparable standards given the unique fire suppression responsibilities of the Department.

**5. FACTORS AFFECTING RESULTS**

Steady increase in Oregon's population and the use of forestland for recreation as well as increasing rural residential home sites.

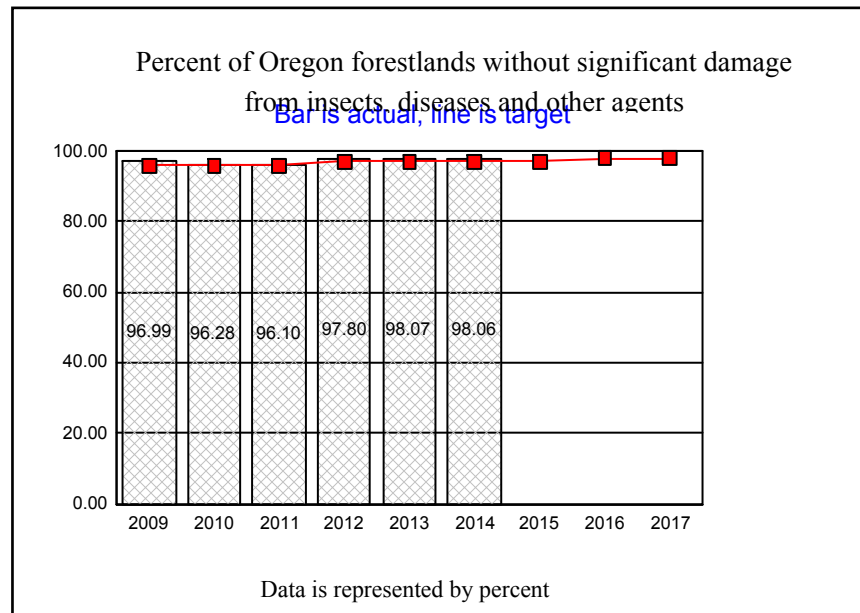
**6. WHAT NEEDS TO BE DONE**

Continued investment in the fire prevention effort and recognition of the unique circumstance of rural residential development.

**7. ABOUT THE DATA**

The reporting cycle is a calendar year. This data comes from the total Oregon population, as established by Portland State University, and the total number of human-caused fires. The data on human-caused fires comes from Fire Report information entered into the F.I.R.E.S. database. The value is determined by dividing the total number of human-caused fires into the number of 100,000 residents in Oregon.

<b>KPM #13</b>	DAMAGE TO OREGON FORESTS FROM INSECTS, DISEASES, AND OTHER AGENTS Percent of forest lands without significant damage mortality as assessed by aerial surveys.	2009
<b>Goal</b>	Forestry Program for Oregon Strategy F – Protect and improve the health and resiliency of Oregon's dynamic forest ecosystems, watersheds, and airsheds.	
<b>Oregon Context</b>	Primarily contributes to meeting Oregon Benchmarks 79 (Stream Water Quality), 82 (Forest Land), 83 (Timber Harvest).	
<b>Data Source</b>	The yearly percentage of Oregon forests free of damage and mortality due to insects, diseases, and other agents across all forest ownerships. Based on annual, cooperative insect and disease aerial surveys of forest lands, this data estimates the area free of damage from key insects such as bark beetles and defoliators. It does not capture damage due to root diseases, mistletoes, and other important forest diseases or indicate the future risk of forest stands to infestations.	
<b>Owner</b>	Christine Buhl, Forest Entomologist, Forest Health, 503-945-7396	



### 1. OUR STRATEGY

This performance measure relies on annual aerial surveys of tree damage and mortality over all of Oregon's forests. The cooperative statewide forest insect and disease survey, conducted by the USDA Forest Service and ODF, monitors conditions on over 28 million acres of forest lands in Oregon each year. While forest damage from insects and diseases is dynamic and a component of natural disturbance cycles, departures from long-term trends can signal a change in the overall health and condition of forests. Many damaging agents are reliably detected in this way, others, such as root diseases and mistletoes, cannot be accurately assessed by these methods and are not included here.

### 2. ABOUT THE TARGETS

The target of 96 percent of Oregon forests being free of significant damage from insects, diseases, and other agents has been established from analysis of over 30 years of aerial survey data. Annual aerial surveys are valuable in documenting long-term trends, providing early detection of new infestations, and in developing treatment priorities and strategies. Unfortunately, aerial survey techniques are not able to determine areas significantly affected by some agents, including many root diseases and mistletoes, nor are they able to provide current or future risk assessments of forest damage.

### 3. HOW WE ARE DOING

Since 1994, Oregon forests have met or exceeded the KPM target of 96 percent. The current year value is largely attributable to overall declines in forest areas impacted by bark beetles and insect defoliators. The majority of tree mortality detected during statewide aerial surveys over the last decade has been due to the mountain pine beetle. And, while ongoing outbreaks of this insect are largely on the decline statewide, a few areas of increased activity drove damage this year to the highest level since 2010. Activity by the other major bark beetles including the western pine beetle, Douglas-fir beetle, fir engraver, and pine Ips also increased in 2014, but each remained below their long-term average and at endemic levels in most areas. Defoliation by western spruce budworm subsided in eastern Oregon although western oak looper and western tent caterpillar continued to occur in other areas. Chronic damage to firs from the sap-feeding balsam woolly adelgid also continued in eastern Oregon. The most significant forest diseases observed in statewide aerial surveys this year included chronic white pine blister rust, Cytospora canker of true firs, Port Orford cedar root disease, red-band needle blight and ongoing foliage diseases of Pacific madrone. The latter being of more patchy distribution than in previous years. Note: This report does not include two major diseases that impact forests in western Oregon, Swiss needle cast and sudden oak death, as these agents are the subject of separate surveying, data processing, and reporting efforts. Bear damage within conifer plantations in western Oregon was similar to damage in 2013 and remained below the long-term average. Cooperative trapping surveys and monitoring for high-priority non-native insects continued this year and resulted in the detection of four gypsy moths in the same southern Oregon area as the 2013 detections, although these low numbers do not indicate that breeding populations have established in Oregon. There were no non-native woodboring

insects or other invasive forest pests detected during trapping surveys in 2013. A special survey was conducted for invasive gorse and identified over 6,000 acres of infestation in southern coastal areas.

#### 4. HOW WE COMPARE

The annual statewide aerial survey data allows for the comparison of year-to-year forest damage and tree mortality to long-term trends and can assist in the prioritizing of treatment areas across ownerships. The extent of damage due to many forest diseases and the current or future risk of damage due to insects and diseases are not represented within this measure.

#### 5. FACTORS AFFECTING RESULTS

Over the last decade, an average of 850,000 acres of forest lands have been designated as having been significantly affected by insects, diseases, and other damaging agents during aerial surveys. Thousands more acres are unhealthy and under-producing due to being overstocked and are becoming increasingly susceptible to damage by insects and diseases. While the statewide aerial survey data provides valuable information about key forest damaging agents, aerial surveys are not able to estimate the impact of many forest diseases, nor indicate the current or future risk of forests to damage by insects and diseases. In Oregon, thousands of acres of dead and dying forests need more active management to reduce the risk of insect outbreaks and catastrophic wildfires, and in the process recover more productive, healthier forests. A century of fire suppression and inconsistent forest management has resulted in thousands of acres of Oregon's forests becoming overstocked and unhealthy. Thinning stands to reduce competition, promote tree health and vigor, and increase age and species diversity, have been shown to reduce the risk associated with many damaging insects and diseases. Federal bark beetle mitigation grants, administered by the Department's stewardship foresters, provide cost-share funds to landowners to implement activities to improve forest health and increase stand resistance to bark beetles. Federal National Fire Plan funds also provide cost-share to landowners to improve forest health and prevent damage within the wildland-urban interface. However, as limited funds are available each year, the total acres of private forest lands treated annually is relatively limited and is unlikely to affect overall statewide trends.

#### 6. WHAT NEEDS TO BE DONE

Continue support for the cooperative statewide aerial survey program which provides annual data for trend analysis and supports early detection and the prioritization of treatment areas. Continue support for forest health personnel (entomologist, plant pathologist, survey/monitoring specialist, and invasive species specialist) and their work in detection, monitoring, planning, and treatment activities within the Private Forests program. Continue dialogue with federal forest land managers to encourage forest health improvement activities and more active management on their ownerships.

**7. ABOUT THE DATA**

The cooperative statewide aerial survey is flown each summer and annual reports, maps, and GIS shape files are made available the following spring to the general public and distributed to a variety of clients including many federal, state, and private forest land managers. All aerial survey data are collected and processed by trained aerial observers that record information digitally as they fly a grid pattern over the forest lands throughout the State. Oregon, with 60 plus years of annual survey data, has developed one of the most complete and comprehensive records of forest insect and disease activity in the Nation.

<b>FORESTRY DEPARTMENT</b>	<b>III. USING PERFORMANCE DATA</b>
----------------------------	------------------------------------

**Agency Mission:** To serve the people of Oregon by protecting, managing, and promoting stewardship of Oregon's forests to enhance environmental, economic, and community sustainability.

<b>Contact:</b> Kevin Birch, Resource Planning Program Director	<b>Contact Phone:</b> 503-945-7405
---	------------------------------------

<b>Alternate:</b> Satish Upadhyay, Admin Services Division Chief	<b>Alternate Phone:</b> 503-945-7203
--	--------------------------------------

**The following questions indicate how performance measures and data are used for management and accountability purposes.**

<b>1. INCLUSIVITY</b>	<p>* <b>Staff:</b> The 2009-11 agency key performance measures are a significant revision from those used in previous biennia. They were developed through the collective efforts of a subset of the Department's Leadership Team. Department programs have been given flexibility to develop measures that best meet their program-level needs. A subset of these program measures were then elevated by the Department to agency key performance measures.</p> <p>* <b>Elected Officials:</b> The measures were reviewed and approved by the 2009 Oregon Legislature. They were also reviewed and approved by the 2011 Oregon Legislature for the 2011-13 biennium.</p> <p>* <b>Stakeholders:</b> Citizen and other stakeholder involvement varies by measure. However, DAS guidelines for agency performance measures and Board of Forestry and Department of Forestry strategic planning processes have resulted in a comprehensive review and revision of all the measures involving employee and stakeholder participation.</p> <p>* <b>Citizens:</b> Citizen and other stakeholder involvement varies by measure. However, DAS guidelines for agency performance measures and Board of Forestry and Department of Forestry strategic planning processes have resulted in a comprehensive review and revision of all the measures involving employee and stakeholder participation.</p>
<b>2 MANAGING FOR RESULTS</b>	<p>The performance measures have historically been used primarily in the budget development process, and to a lesser extent for external reporting and for Department program management and evaluation. The key performance measures approved in 2009 are intended to place the agency's performance measures more at the center of the Department's strategic planning, quality improvement, budgeting, and employee appraisal processes. Nationally, the Department has been a leader in developing and implementing sustainable forest management indicators based on an internationally recognized framework for evaluating temperate and boreal forests.</p>
<b>3 STAFF TRAINING</b>	<p>Agency staff have attended all the special forums presented by the Department of Administrative Services and Legislative Fiscal Office as changes to the KPM system have been developed.</p>



**4 COMMUNICATING RESULTS**

\* **Staff:** The Department's performance measures are fully integrated with agency strategic planning and provide a strong link between strategic planning and budgeting.

\* **Elected Officials:** The Department's key performance measures are highlighted in presenting its portion of the Governor's Recommended Budget to the Oregon Legislature. Considerable coordination with the Legislative Fiscal Office occurs between legislative sessions.

\* **Stakeholders:** Agency performance measure information is posted on the Department of Forestry website: [www.oregon.gov/ODF/](http://www.oregon.gov/ODF/) (Click on About Us). The agency also links performance measure outcomes to higher level outcomes in the Progress Board Benchmarks and the Oregon Indicators of Sustainable Forest Management.

\* **Citizens:** Agency performance measure information is posted on the Department of Forestry website: [www.oregon.gov/ODF/](http://www.oregon.gov/ODF/) (Click on About Us). The agency also links performance measure outcomes to higher level outcomes in the Progress Board Benchmarks and the Oregon Indicators of Sustainable Forest Management.

**Budget Narrative**

---

This Page Left Intentionally Blank

**Summary of 2015-17 Biennium Budget**

Forestry, Dept of  
Forestry, Dept of  
2015-17 Biennium

Leg. Adopted Budget  
Cross Reference Number: 62900-000-00-00-00000

<i>Description</i>	<i>Positions</i>	<i>Full-Time Equivalent (FTE)</i>	<i>ALL FUNDS</i>	<i>General Fund</i>	<i>Lottery Funds</i>	<i>Other Funds</i>	<i>Federal Funds</i>	<i>Nonlimited Other Funds</i>	<i>Nonlimited Federal Funds</i>
2013-15 Leg Adopted Budget	1,200	871.72	309,355,592	54,437,263	5,408,132	215,657,186	33,853,011	-	-
2013-15 Emergency Boards	-	-	171,083,805	43,399,341	-	127,429,308	255,156	-	-
<b>2013-15 Leg Approved Budget</b>	<b>1,200</b>	<b>871.72</b>	<b>480,439,397</b>	<b>97,836,604</b>	<b>5,408,132</b>	<b>343,086,494</b>	34,108,167	-	-
<b>2015-17 Base Budget Adjustments</b>									
Net Cost of Position Actions									
Administrative Biennialized E-Board, Phase-Out	(1)	2.34	4,577,097	1,217,028	-	3,050,132	309,937	-	-
Estimated Cost of Merit Increase			-	-	-	-	-	-	-
Base Debt Service Adjustment			282,815	47,109	1,753	233,953	-	-	-
Base Nonlimited Adjustment			-	-	-	-	-	-	-
Capital Construction			(1,750,000)	-	-	(1,750,000)	-	-	-
<b>Subtotal 2015-17 Base Budget</b>	<b>1,199</b>	<b>874.06</b>	<b>483,549,309</b>	<b>99,100,741</b>	<b>5,409,885</b>	<b>344,620,579</b>	34,418,104	-	-
<b>Essential Packages</b>									
010 - Non-PICS Pers Svc/Vacancy Factor									
Vacancy Factor (Increase)/Decrease	-	-	(112,166)	155,676	-	(242,667)	(25,175)	-	-
Non-PICS Personal Service Increase/(Decrease)	-	-	862,710	303,401	-	512,492	46,817	-	-
<b>Subtotal</b>	-	-	<b>750,544</b>	<b>459,077</b>	-	<b>269,825</b>	21,642	-	-
020 - Phase In / Out Pgm & One-time Cost									
021 - Phase-in	-	-	412,000	412,000	-	-	-	-	-
022 - Phase-out Pgm & One-time Costs	-	-	(172,851,000)	(42,196,000)	(2,885,000)	(124,770,000)	(3,000,000)	-	-
<b>Subtotal</b>	-	-	<b>(172,439,000)</b>	<b>(41,784,000)</b>	<b>(2,885,000)</b>	<b>(124,770,000)</b>	(3,000,000)	-	-
030 - Inflation & Price List Adjustments									
Cost of Goods & Services Increase/(Decrease)	-	-	7,258,136	3,289,169	-	3,254,579	714,388	-	-
State Gov't & Services Charges Increase/(Decrease)			2,683,424	(162,702)	-	2,896,529	(50,403)	-	-

**Summary of 2015-17 Biennium Budget**

Forestry, Dept of  
Forestry, Dept of  
2015-17 Biennium

Leg. Adopted Budget  
Cross Reference Number: 62900-000-00-00-00000

<i>Description</i>	<i>Positions</i>	<i>Full-Time Equivalent (FTE)</i>	<i>ALL FUNDS</i>	<i>General Fund</i>	<i>Lottery Funds</i>	<i>Other Funds</i>	<i>Federal Funds</i>	<i>Nonlimited Other Funds</i>	<i>Nonlimited Federal Funds</i>
<b>Subtotal</b>	-	-	9,941,560	3,126,467	-	6,151,108	663,985	-	-
040 - Mandated Caseload									
040 - Mandated Caseload	-	-	-	-	-	-	-	-	-
050 - Fundshifts and Revenue Reductions									
050 - Fundshifts	-	-	-	-	-	-	-	-	-
060 - Technical Adjustments									
060 - Technical Adjustments	-	-	-	-	-	-	-	-	-
<b>Subtotal: 2015-17 Current Service Level</b>	<b>1,199</b>	<b>874.06</b>	<b>321,802,413</b>	<b>60,902,285</b>	<b>2,524,885</b>	<b>226,271,512</b>	<b>32,103,731</b>	-	-

**Summary of 2015-17 Biennium Budget**

Forestry, Dept of  
Forestry, Dept of  
2015-17 Biennium

Leg. Adopted Budget  
Cross Reference Number: 62900-000-00-00-00000

<i>Description</i>	<i>Positions</i>	<i>Full-Time Equivalent (FTE)</i>	<i>ALL FUNDS</i>	<i>General Fund</i>	<i>Lottery Funds</i>	<i>Other Funds</i>	<i>Federal Funds</i>	<i>Nonlimited Other Funds</i>	<i>Nonlimited Federal Funds</i>
<b>Subtotal: 2015-17 Current Service Level</b>	<b>1,199</b>	<b>874.06</b>	<b>321,802,413</b>	<b>60,902,285</b>	<b>2,524,885</b>	<b>226,271,512</b>	32,103,731	-	-
070 - Revenue Reductions/Shortfall									
070 - Revenue Shortfalls	-	-	-	-	-	-	-	-	-
<b>Modified 2015-17 Current Service Level</b>	<b>1,199</b>	<b>874.06</b>	<b>321,802,413</b>	<b>60,902,285</b>	<b>2,524,885</b>	<b>226,271,512</b>	32,103,731	-	-
080 - E-Boards									
080 - May 2014 E-Board	-	-	-	-	-	-	-	-	-
081 - September 2014 E-Board	-	-	-	-	-	-	-	-	-
<b>Subtotal Emergency Board Packages</b>	<b>-</b>	<b>-</b>	<b>-</b>	<b>-</b>	<b>-</b>	<b>-</b>	-	-	-
Policy Packages									
090 - Analyst Adjustments	-	-	-	-	-	-	-	-	-
502 - Working Forests and Farms	-	-	-	-	-	-	-	-	-
801 - LFO Analyst Adjustments	(9)	(8.66)	(1,995,171)	-	-	(1,995,171)	-	-	-
802 - Federal Grants for Gilchrist State Forest	-	-	3,000,000	-	-	-	3,000,000	-	-
811 - Updated Base Debt Service Adjustment	-	-	(42,925)	-	(42,925)	-	-	-	-
840 - SB 5507 End of Session	1	0.50	(879,699)	76,750	-	(921,878)	(34,571)	-	-
845 - SB 501 Program Change	-	-	-	-	-	-	-	-	-
850 - Substantive Bills	-	-	400,000	400,000	-	-	-	-	-
101 - State Forester's Office Building	-	-	-	-	-	-	-	-	-
110 - Fire Season Severity Program	-	-	-	-	-	-	-	-	-
113 - Non-limited Other Funds authority	-	-	-	-	-	-	-	-	-
116 - Enterprise business investments	-	-	-	-	-	-	-	-	-
118 - Position Authority - Protection GIS Position	-	-	-	-	-	-	-	-	-
119 - Rangeland Protection Associations Support	1	1.00	167,355	258,554	-	-	(91,199)	-	-

**Summary of 2015-17 Biennium Budget**

**Forestry, Dept of  
Forestry, Dept of  
2015-17 Biennium**

**Leg. Adopted Budget  
Cross Reference Number: 62900-000-00-00-00000**

<i>Description</i>	<i>Positions</i>	<i>Full-Time Equivalent (FTE)</i>	<i>ALL FUNDS</i>	<i>General Fund</i>	<i>Lottery Funds</i>	<i>Other Funds</i>	<i>Federal Funds</i>	<i>Nonlimited Other Funds</i>	<i>Nonlimited Federal Funds</i>
120 - Rangeland Wildfire Threat Reduction	-	-	500,000	500,000	-	-	-	-	-
131 - Recreation, Education & Interpretation	-	-	-	-	-	-	-	-	-
132 - Research and Monitoring	-	-	-	-	-	-	-	-	-
133 - South Fork Support	-	-	-	-	-	-	-	-	-
151 - Electronic Notification System Maintenance	1	1.00	1,397,398	838,438	-	558,960	-	-	-
152 - Leadership & Facilitation for Biomass Use	-	-	-	-	-	-	-	-	-
153 - Water Quality, Forest Roads FPA Effectiveness	-	-	-	-	-	-	-	-	-
154 - Family Forestland Technical Assistance	-	-	-	-	-	-	-	-	-
155 - Support State Geneticist position	-	-	-	-	-	-	-	-	-
156 - Service and Supplies for Stewardship Foresters	-	-	-	-	-	-	-	-	-
157 - Special Resource Site Rule Analysis Funding	-	-	-	-	-	-	-	-	-
180 - Procurement/ Purchase Order System	-	-	-	-	-	-	-	-	-
181 - Services & Supplies Shortfall	-	-	849,117	269,117	-	580,000	-	-	-
182 - Agency Administration Technical Adjustments	-	-	147,571	155,646	-	211,192	(219,267)	-	-
183 - Administrative Capacity	-	-	-	-	-	-	-	-	-
184 - IT Restructure	-	-	43,863	13,901	-	29,962	-	-	-
185 - ODF Federal Forest Restoration	4	7.64	5,000,000	-	5,000,000	-	-	-	-
<b>Subtotal Policy Packages</b>	<b>(2)</b>	<b>1.48</b>	<b>8,587,509</b>	<b>2,512,406</b>	<b>4,957,075</b>	<b>(1,536,935)</b>	<b>2,654,963</b>	<b>-</b>	<b>-</b>

<b>Total 2015-17 Leg Adopted Budget</b>	<b>1,197</b>	<b>875.54</b>	<b>330,389,922</b>	<b>63,414,691</b>	<b>7,481,960</b>	<b>224,734,577</b>	<b>34,758,694</b>	<b>-</b>	<b>-</b>
---	--------------	---------------	--------------------	-------------------	------------------	--------------------	-------------------	----------	----------

Percentage Change From 2013-15 Leg Approved Budget	-0.25%	0.44%	-31.23%	-35.18%	38.35%	-34.50%	1.91%	-	-
Percentage Change From 2015-17 Current Service Level	-0.17%	0.17%	2.67%	4.13%	196.33%	-0.68%	8.27%	-	-

**Summary of 2015-17 Biennium Budget**

**Forestry, Dept of  
Agency Administration  
2015-17 Biennium**

**Leg. Adopted Budget  
Cross Reference Number: 62900-008-00-00-00000**

<i>Description</i>	<i>Positions</i>	<i>Full-Time Equivalent (FTE)</i>	<i>ALL FUNDS</i>	<i>General Fund</i>	<i>Lottery Funds</i>	<i>Other Funds</i>	<i>Federal Funds</i>	<i>Nonlimited Other Funds</i>	<i>Nonlimited Federal Funds</i>
2013-15 Leg Adopted Budget	96	95.48	30,496,254	196,000	2,885,000	25,295,275	2,119,979	-	-
2013-15 Emergency Boards	-	-	636,254	-	-	579,573	56,681	-	-
<b>2013-15 Leg Approved Budget</b>	<b>96</b>	<b>95.48</b>	<b>31,132,508</b>	<b>196,000</b>	<b>2,885,000</b>	<b>25,874,848</b>	2,176,660	-	-
<b>2015-17 Base Budget Adjustments</b>									
Net Cost of Position Actions									
Administrative Biennialized E-Board, Phase-Out	-	1.19	827,228	-	-	866,860	(39,632)	-	-
Estimated Cost of Merit Increase			-	-	-	-	-	-	-
Base Debt Service Adjustment			-	-	-	-	-	-	-
Base Nonlimited Adjustment			-	-	-	-	-	-	-
Capital Construction			-	-	-	-	-	-	-
<b>Subtotal 2015-17 Base Budget</b>	<b>96</b>	<b>96.67</b>	<b>31,959,736</b>	<b>196,000</b>	<b>2,885,000</b>	<b>26,741,708</b>	2,137,028	-	-
<b>Essential Packages</b>									
010 - Non-PICS Pers Svc/Vacancy Factor									
Vacancy Factor (Increase)/Decrease	-	-	(15,799)	-	-	5,043	(20,842)	-	-
Non-PICS Personal Service Increase/(Decrease)	-	-	86,639	-	-	78,362	8,277	-	-
<b>Subtotal</b>	<b>-</b>	<b>-</b>	<b>70,840</b>	<b>-</b>	<b>-</b>	<b>83,405</b>	(12,565)	<b>-</b>	<b>-</b>
020 - Phase In / Out Pgm & One-time Cost									
021 - Phase-in	-	-	-	-	-	-	-	-	-
022 - Phase-out Pgm & One-time Costs	-	-	(3,481,000)	(196,000)	(2,885,000)	(400,000)	-	-	-
<b>Subtotal</b>	<b>-</b>	<b>-</b>	<b>(3,481,000)</b>	<b>(196,000)</b>	<b>(2,885,000)</b>	<b>(400,000)</b>	<b>-</b>	<b>-</b>	<b>-</b>
030 - Inflation & Price List Adjustments									
Cost of Goods & Services Increase/(Decrease)	-	-	365,113	-	-	351,088	14,025	-	-
State Gov't & Services Charges Increase/(Decrease)			3,361,722	-	-	3,372,566	(10,844)	-	-

**Summary of 2015-17 Biennium Budget**

Forestry, Dept of  
Agency Administration  
2015-17 Biennium

Leg. Adopted Budget  
Cross Reference Number: 62900-008-00-00-00000

<i>Description</i>	<i>Positions</i>	<i>Full-Time Equivalent (FTE)</i>	<i>ALL FUNDS</i>	<i>General Fund</i>	<i>Lottery Funds</i>	<i>Other Funds</i>	<i>Federal Funds</i>	<i>Nonlimited Other Funds</i>	<i>Nonlimited Federal Funds</i>
<b>Subtotal</b>	-	-	3,726,835	-	-	3,723,654	3,181	-	-
040 - Mandated Caseload									
040 - Mandated Caseload	-	-	-	-	-	-	-	-	-
050 - Fundshifts and Revenue Reductions									
050 - Fundshifts	-	-	-	-	-	-	-	-	-
060 - Technical Adjustments									
060 - Technical Adjustments	-	-	-	-	-	-	-	-	-
<b>Subtotal: 2015-17 Current Service Level</b>	<b>96</b>	<b>96.67</b>	<b>32,276,411</b>	-	-	<b>30,148,767</b>	2,127,644	-	-



**Summary of 2015-17 Biennium Budget**

**Forestry, Dept of  
Agency Administration  
2015-17 Biennium**

**Leg. Adopted Budget  
Cross Reference Number: 62900-008-00-00-00000**

<i>Description</i>	<i>Positions</i>	<i>Full-Time Equivalent (FTE)</i>	<i>ALL FUNDS</i>	<i>General Fund</i>	<i>Lottery Funds</i>	<i>Other Funds</i>	<i>Federal Funds</i>	<i>Nonlimited Other Funds</i>	<i>Nonlimited Federal Funds</i>
<b>Subtotal: 2015-17 Current Service Level</b>	<b>96</b>	<b>96.67</b>	<b>32,276,411</b>	-	-	<b>30,148,767</b>	2,127,644	-	-
070 - Revenue Reductions/Shortfall									
070 - Revenue Shortfalls	-	-	-	-	-	-	-	-	-
<b>Modified 2015-17 Current Service Level</b>	<b>96</b>	<b>96.67</b>	<b>32,276,411</b>	-	-	<b>30,148,767</b>	2,127,644	-	-
080 - E-Boards									
080 - May 2014 E-Board	-	-	-	-	-	-	-	-	-
081 - September 2014 E-Board	-	-	-	-	-	-	-	-	-
<b>Subtotal Emergency Board Packages</b>	<b>-</b>	<b>-</b>	<b>-</b>	<b>-</b>	<b>-</b>	<b>-</b>	<b>-</b>	<b>-</b>	<b>-</b>
Policy Packages									
090 - Analyst Adjustments	-	-	-	-	-	-	-	-	-
502 - Working Forests and Farms	-	-	-	-	-	-	-	-	-
801 - LFO Analyst Adjustments	-	-	-	-	-	-	-	-	-
802 - Federal Grants for Gilchrist State Forest	-	-	-	-	-	-	-	-	-
811 - Updated Base Debt Service Adjustment	-	-	-	-	-	-	-	-	-
840 - SB 5507 End of Session	-	-	(869,237)	-	-	(869,110)	(127)	-	-
845 - SB 501 Program Change	-	-	-	-	-	-	-	-	-
850 - Substantive Bills	-	-	400,000	400,000	-	-	-	-	-
101 - State Forester's Office Building	-	-	-	-	-	-	-	-	-
110 - Fire Season Severity Program	-	-	-	-	-	-	-	-	-
113 - Non-limited Other Funds authority	-	-	-	-	-	-	-	-	-
116 - Enterprise business investments	-	-	-	-	-	-	-	-	-
118 - Position Authority - Protection GIS Position	-	-	-	-	-	-	-	-	-
119 - Rangeland Protection Associations Support	-	-	-	-	-	-	-	-	-

**Summary of 2015-17 Biennium Budget**

**Forestry, Dept of  
Agency Administration  
2015-17 Biennium**

**Leg. Adopted Budget  
Cross Reference Number: 62900-008-00-00-00000**

<i>Description</i>	<i>Positions</i>	<i>Full-Time Equivalent (FTE)</i>	<i>ALL FUNDS</i>	<i>General Fund</i>	<i>Lottery Funds</i>	<i>Other Funds</i>	<i>Federal Funds</i>	<i>Nonlimited Other Funds</i>	<i>Nonlimited Federal Funds</i>
120 - Rangeland Wildfire Threat Reduction	-	-	-	-	-	-	-	-	-
131 - Recreation, Education & Interpretation	-	-	-	-	-	-	-	-	-
132 - Research and Monitoring	-	-	-	-	-	-	-	-	-
133 - South Fork Support	-	-	-	-	-	-	-	-	-
151 - Electronic Notification System Maintenance	-	-	-	-	-	-	-	-	-
152 - Leadership & Facilitation for Biomass Use	-	-	-	-	-	-	-	-	-
153 - Water Quality, Forest Roads FPA Effectiveness	-	-	-	-	-	-	-	-	-
154 - Family Forestland Technical Assistance	-	-	-	-	-	-	-	-	-
155 - Support State Geneticist position	-	-	-	-	-	-	-	-	-
156 - Service and Supplies for Stewardship Foresters	-	-	-	-	-	-	-	-	-
157 - Special Resource Site Rule Analysis Funding	-	-	-	-	-	-	-	-	-
180 - Procurement/ Purchase Order System	-	-	-	-	-	-	-	-	-
181 - Services & Supplies Shortfall	-	-	580,000	-	-	580,000	-	-	-
182 - Agency Administration Technical Adjustments	1	0.71	116,182	-	-	335,449	(219,267)	-	-
183 - Administrative Capacity	-	-	-	-	-	-	-	-	-
184 - IT Restructure	-	-	29,962	-	-	29,962	-	-	-
185 - ODF Federal Forest Restoration	4	7.64	5,000,000	-	5,000,000	-	-	-	-
<b>Subtotal Policy Packages</b>	<b>5</b>	<b>8.35</b>	<b>5,256,907</b>	<b>400,000</b>	<b>5,000,000</b>	<b>76,301</b>	<b>(219,394)</b>	<b>-</b>	<b>-</b>

<b>Total 2015-17 Leg Adopted Budget</b>	<b>101</b>	<b>105.02</b>	<b>37,533,318</b>	<b>400,000</b>	<b>5,000,000</b>	<b>30,225,068</b>	<b>1,908,250</b>	<b>-</b>	<b>-</b>
---	------------	---------------	-------------------	----------------	------------------	-------------------	------------------	----------	----------

Percentage Change From 2013-15 Leg Approved Budget	5.21%	9.99%	20.56%	104.08%	73.31%	16.81%	-12.33%	-	-
Percentage Change From 2015-17 Current Service Level	5.21%	8.64%	16.29%	-	-	0.25%	-10.31%	-	-

09/23/15  
12:17 PM

**Summary of 2015-17 Biennium Budget**

**Forestry, Dept of  
Fire Protection  
2015-17 Biennium**

**Leg. Adopted Budget  
Cross Reference Number: 62900-010-00-00-00000**

<i>Description</i>	<i>Positions</i>	<i>Full-Time Equivalent (FTE)</i>	<i>ALL FUNDS</i>	<i>General Fund</i>	<i>Lottery Funds</i>	<i>Other Funds</i>	<i>Federal Funds</i>	<i>Nonlimited Other Funds</i>	<i>Nonlimited Federal Funds</i>
2013-15 Leg Adopted Budget	693	394.73	116,485,419	37,447,898	-	63,319,355	15,718,166	-	-
2013-15 Emergency Boards	-	-	168,336,941	43,035,052	-	125,196,234	105,655	-	-
<b>2013-15 Leg Approved Budget</b>	<b>693</b>	<b>394.73</b>	<b>284,822,360</b>	<b>80,482,950</b>	-	<b>188,515,589</b>	15,823,821	-	-
<b>2015-17 Base Budget Adjustments</b>									
Net Cost of Position Actions									
Administrative Biennialized E-Board, Phase-Out	-	(0.24)	2,056,632	679,507	-	1,227,669	149,456	-	-
Estimated Cost of Merit Increase	-	-	-	-	-	-	-	-	-
Base Debt Service Adjustment	-	-	-	-	-	-	-	-	-
Base Nonlimited Adjustment	-	-	-	-	-	-	-	-	-
Capital Construction	-	-	-	-	-	-	-	-	-
<b>Subtotal 2015-17 Base Budget</b>	<b>693</b>	<b>394.49</b>	<b>286,878,992</b>	<b>81,162,457</b>	-	<b>189,743,258</b>	15,973,277	-	-
<b>Essential Packages</b>									
010 - Non-PICS Pers Svc/Vacancy Factor									
Vacancy Factor (Increase)/Decrease	-	-	116,185	165,085	-	(56,952)	8,052	-	-
Non-PICS Personal Service Increase/(Decrease)	-	-	508,733	253,967	-	234,361	20,405	-	-
<b>Subtotal</b>	-	-	<b>624,918</b>	<b>419,052</b>	-	<b>177,409</b>	28,457	-	-
020 - Phase In / Out Pgm & One-time Cost									
021 - Phase-in	-	-	412,000	412,000	-	-	-	-	-
022 - Phase-out Pgm & One-time Costs	-	-	(166,000,000)	(42,000,000)	-	(124,000,000)	-	-	-
<b>Subtotal</b>	-	-	<b>(165,588,000)</b>	<b>(41,588,000)</b>	-	<b>(124,000,000)</b>	-	-	-
030 - Inflation & Price List Adjustments									
Cost of Goods & Services Increase/(Decrease)	-	-	3,417,248	2,334,980	-	684,637	397,631	-	-
State Gov't & Services Charges Increase/(Decrease)	-	-	(383,188)	(99,764)	-	(255,450)	(27,974)	-	-

**Summary of 2015-17 Biennium Budget**

**Forestry, Dept of  
Fire Protection  
2015-17 Biennium**

**Leg. Adopted Budget  
Cross Reference Number: 62900-010-00-00-00000**

<i>Description</i>	<i>Positions</i>	<i>Full-Time Equivalent (FTE)</i>	<i>ALL FUNDS</i>	<i>General Fund</i>	<i>Lottery Funds</i>	<i>Other Funds</i>	<i>Federal Funds</i>	<i>Nonlimited Other Funds</i>	<i>Nonlimited Federal Funds</i>
<b>Subtotal</b>	-	-	<b>3,034,060</b>	<b>2,235,216</b>	-	<b>429,187</b>	369,657	-	-
040 - Mandated Caseload									
040 - Mandated Caseload	-	-	-	-	-	-	-	-	-
050 - Fundshifts and Revenue Reductions									
050 - Fundshifts	-	-	-	-	-	-	-	-	-
060 - Technical Adjustments									
060 - Technical Adjustments	-	-	-	-	-	-	-	-	-
<b>Subtotal: 2015-17 Current Service Level</b>	<b>693</b>	<b>394.49</b>	<b>124,949,970</b>	<b>42,228,725</b>	-	<b>66,349,854</b>	16,371,391	-	-

**Summary of 2015-17 Biennium Budget**

**Forestry, Dept of  
Fire Protection  
2015-17 Biennium**

**Leg. Adopted Budget  
Cross Reference Number: 62900-010-00-00-00000**

<i>Description</i>	<i>Positions</i>	<i>Full-Time Equivalent (FTE)</i>	<i>ALL FUNDS</i>	<i>General Fund</i>	<i>Lottery Funds</i>	<i>Other Funds</i>	<i>Federal Funds</i>	<i>Nonlimited Other Funds</i>	<i>Nonlimited Federal Funds</i>
<b>Subtotal: 2015-17 Current Service Level</b>	<b>693</b>	<b>394.49</b>	<b>124,949,970</b>	<b>42,228,725</b>	-	<b>66,349,854</b>	16,371,391	-	-
070 - Revenue Reductions/Shortfall									
070 - Revenue Shortfalls	-	-	-	-	-	-	-	-	-
<b>Modified 2015-17 Current Service Level</b>	<b>693</b>	<b>394.49</b>	<b>124,949,970</b>	<b>42,228,725</b>	-	<b>66,349,854</b>	16,371,391	-	-
080 - E-Boards									
080 - May 2014 E-Board	-	-	-	-	-	-	-	-	-
081 - September 2014 E-Board	-	-	-	-	-	-	-	-	-
<b>Subtotal Emergency Board Packages</b>	-	-	-	-	-	-	-	-	-
Policy Packages									
090 - Analyst Adjustments	-	-	-	-	-	-	-	-	-
502 - Working Forests and Farms	-	-	-	-	-	-	-	-	-
801 - LFO Analyst Adjustments	-	-	-	-	-	-	-	-	-
802 - Federal Grants for Gilchrist State Forest	-	-	-	-	-	-	-	-	-
811 - Updated Base Debt Service Adjustment	-	-	-	-	-	-	-	-	-
840 - SB 5507 End of Session	1	0.50	445,879	489,914	-	(11,196)	(32,839)	-	-
845 - SB 501 Program Change	-	-	-	-	-	-	-	-	-
850 - Substantive Bills	-	-	-	-	-	-	-	-	-
101 - State Forester's Office Building	-	-	-	-	-	-	-	-	-
110 - Fire Season Severity Program	-	-	-	-	-	-	-	-	-
113 - Non-limited Other Funds authority	-	-	-	-	-	-	-	-	-
116 - Enterprise business investments	-	-	-	-	-	-	-	-	-
118 - Position Authority - Protection GIS Position	-	-	-	-	-	-	-	-	-
119 - Rangeland Protection Associations Support	1	1.00	167,355	258,554	-	-	(91,199)	-	-

**Summary of 2015-17 Biennium Budget**

**Forestry, Dept of  
Fire Protection  
2015-17 Biennium**

**Leg. Adopted Budget  
Cross Reference Number: 62900-010-00-00-00000**

<i>Description</i>	<i>Positions</i>	<i>Full-Time Equivalent (FTE)</i>	<i>ALL FUNDS</i>	<i>General Fund</i>	<i>Lottery Funds</i>	<i>Other Funds</i>	<i>Federal Funds</i>	<i>Nonlimited Other Funds</i>	<i>Nonlimited Federal Funds</i>
120 - Rangeland Wildfire Threat Reduction	-	-	500,000	500,000	-	-	-	-	-
131 - Recreation, Education & Interpretation	-	-	-	-	-	-	-	-	-
132 - Research and Monitoring	-	-	-	-	-	-	-	-	-
133 - South Fork Support	-	-	-	-	-	-	-	-	-
151 - Electronic Notification System Maintenance	-	-	-	-	-	-	-	-	-
152 - Leadership & Facilitation for Biomass Use	-	-	-	-	-	-	-	-	-
153 - Water Quality, Forest Roads FPA Effectiveness	-	-	-	-	-	-	-	-	-
154 - Family Forestland Technical Assistance	-	-	-	-	-	-	-	-	-
155 - Support State Geneticist position	-	-	-	-	-	-	-	-	-
156 - Service and Supplies for Stewardship Foresters	-	-	-	-	-	-	-	-	-
157 - Special Resource Site Rule Analysis Funding	-	-	-	-	-	-	-	-	-
180 - Procurement/ Purchase Order System	-	-	-	-	-	-	-	-	-
181 - Services & Supplies Shortfall	-	-	214,498	214,498	-	-	-	-	-
182 - Agency Administration Technical Adjustments	(1)	(0.71)	(200)	124,057	-	(124,257)	-	-	-
183 - Administrative Capacity	-	-	-	-	-	-	-	-	-
184 - IT Restructure	-	-	11,080	11,080	-	-	-	-	-
185 - ODF Federal Forest Restoration	-	-	-	-	-	-	-	-	-
<b>Subtotal Policy Packages</b>	<b>1</b>	<b>0.79</b>	<b>1,338,612</b>	<b>1,598,103</b>	<b>-</b>	<b>(135,453)</b>	<b>(124,038)</b>	<b>-</b>	<b>-</b>

<b>Total 2015-17 Leg Adopted Budget</b>	<b>694</b>	<b>395.28</b>	<b>126,288,582</b>	<b>43,826,828</b>	<b>-</b>	<b>66,214,401</b>	<b>16,247,353</b>	<b>-</b>	<b>-</b>
---	------------	---------------	--------------------	-------------------	----------	-------------------	-------------------	----------	----------

Percentage Change From 2013-15 Leg Approved Budget	0.14%	0.14%	-55.66%	-45.55%	-	-64.88%	2.68%	-	-
Percentage Change From 2015-17 Current Service Level	0.14%	0.20%	1.07%	3.78%	-	-0.20%	-0.76%	-	-

09/23/15  
12:17 PM

**Summary of 2015-17 Biennium Budget**

**Forestry, Dept of  
Equipment Pool  
2015-17 Biennium**

**Leg. Adopted Budget  
Cross Reference Number: 62900-020-00-00-00000**

<i>Description</i>	<i>Positions</i>	<i>Full-Time Equivalent (FTE)</i>	<i>ALL FUNDS</i>	<i>General Fund</i>	<i>Lottery Funds</i>	<i>Other Funds</i>	<i>Federal Funds</i>	<i>Nonlimited Other Funds</i>	<i>Nonlimited Federal Funds</i>
2013-15 Leg Adopted Budget	29	29.73	15,278,463	-	-	15,278,463	-	-	-
2013-15 Emergency Boards	-	-	149,166	-	-	149,166	-	-	-
<b>2013-15 Leg Approved Budget</b>	<b>29</b>	<b>29.73</b>	<b>15,427,629</b>	<b>-</b>	<b>-</b>	<b>15,427,629</b>	<b>-</b>	<b>-</b>	<b>-</b>
<b>2015-17 Base Budget Adjustments</b>									
Net Cost of Position Actions									
Administrative Biennialized E-Board, Phase-Out	-	-	82,067	-	-	82,067	-	-	-
Estimated Cost of Merit Increase			-	-	-	-	-	-	-
Base Debt Service Adjustment			-	-	-	-	-	-	-
Base Nonlimited Adjustment			-	-	-	-	-	-	-
Capital Construction			-	-	-	-	-	-	-
<b>Subtotal 2015-17 Base Budget</b>	<b>29</b>	<b>29.73</b>	<b>15,509,696</b>	<b>-</b>	<b>-</b>	<b>15,509,696</b>	<b>-</b>	<b>-</b>	<b>-</b>
<b>Essential Packages</b>									
010 - Non-PICS Pers Svc/Vacancy Factor									
Vacancy Factor (Increase)/Decrease	-	-	74	-	-	74	-	-	-
Non-PICS Personal Service Increase/(Decrease)	-	-	15,006	-	-	15,006	-	-	-
<b>Subtotal</b>	<b>-</b>	<b>-</b>	<b>15,080</b>	<b>-</b>	<b>-</b>	<b>15,080</b>	<b>-</b>	<b>-</b>	<b>-</b>
020 - Phase In / Out Pgm & One-time Cost									
021 - Phase-in	-	-	-	-	-	-	-	-	-
022 - Phase-out Pgm & One-time Costs	-	-	-	-	-	-	-	-	-
<b>Subtotal</b>	<b>-</b>	<b>-</b>	<b>-</b>	<b>-</b>	<b>-</b>	<b>-</b>	<b>-</b>	<b>-</b>	<b>-</b>
030 - Inflation & Price List Adjustments									
Cost of Goods & Services Increase/(Decrease)	-	-	309,674	-	-	309,674	-	-	-
State Gov't & Services Charges Increase/(Decrease)			(17,615)	-	-	(17,615)	-	-	-

**Summary of 2015-17 Biennium Budget**

Forestry, Dept of  
Equipment Pool  
2015-17 Biennium

Leg. Adopted Budget  
Cross Reference Number: 62900-020-00-00-00000

<i>Description</i>	<i>Positions</i>	<i>Full-Time Equivalent (FTE)</i>	<i>ALL FUNDS</i>	<i>General Fund</i>	<i>Lottery Funds</i>	<i>Other Funds</i>	<i>Federal Funds</i>	<i>Nonlimited Other Funds</i>	<i>Nonlimited Federal Funds</i>
<b>Subtotal</b>	-	-	292,059	-	-	292,059	-	-	-
040 - Mandated Caseload									
040 - Mandated Caseload	-	-	-	-	-	-	-	-	-
050 - Fundshifts and Revenue Reductions									
050 - Fundshifts	-	-	-	-	-	-	-	-	-
060 - Technical Adjustments									
060 - Technical Adjustments	-	-	-	-	-	-	-	-	-
<b>Subtotal: 2015-17 Current Service Level</b>	<b>29</b>	<b>29.73</b>	<b>15,816,835</b>	-	-	<b>15,816,835</b>	-	-	-



**Summary of 2015-17 Biennium Budget**

**Forestry, Dept of  
Equipment Pool  
2015-17 Biennium**

**Leg. Adopted Budget  
Cross Reference Number: 62900-020-00-00-00000**

<i>Description</i>	<i>Positions</i>	<i>Full-Time Equivalent (FTE)</i>	<i>ALL FUNDS</i>	<i>General Fund</i>	<i>Lottery Funds</i>	<i>Other Funds</i>	<i>Federal Funds</i>	<i>Nonlimited Other Funds</i>	<i>Nonlimited Federal Funds</i>
<b>Subtotal: 2015-17 Current Service Level</b>	<b>29</b>	<b>29.73</b>	<b>15,816,835</b>	-	-	<b>15,816,835</b>	-	-	-
070 - Revenue Reductions/Shortfall									
070 - Revenue Shortfalls	-	-	-	-	-	-	-	-	-
<b>Modified 2015-17 Current Service Level</b>	<b>29</b>	<b>29.73</b>	<b>15,816,835</b>	-	-	<b>15,816,835</b>	-	-	-
080 - E-Boards									
080 - May 2014 E-Board	-	-	-	-	-	-	-	-	-
081 - September 2014 E-Board	-	-	-	-	-	-	-	-	-
<b>Subtotal Emergency Board Packages</b>	<b>-</b>	<b>-</b>	<b>-</b>	<b>-</b>	<b>-</b>	<b>-</b>	<b>-</b>	<b>-</b>	<b>-</b>
Policy Packages									
090 - Analyst Adjustments	-	-	-	-	-	-	-	-	-
502 - Working Forests and Farms	-	-	-	-	-	-	-	-	-
801 - LFO Analyst Adjustments	-	-	-	-	-	-	-	-	-
802 - Federal Grants for Gilchrist State Forest	-	-	-	-	-	-	-	-	-
811 - Updated Base Debt Service Adjustment	-	-	-	-	-	-	-	-	-
840 - SB 5507 End of Session	-	-	(3,924)	-	-	(3,924)	-	-	-
845 - SB 501 Program Change	-	-	-	-	-	-	-	-	-
850 - Substantive Bills	-	-	-	-	-	-	-	-	-
101 - State Forester's Office Building	-	-	-	-	-	-	-	-	-
110 - Fire Season Severity Program	-	-	-	-	-	-	-	-	-
113 - Non-limited Other Funds authority	-	-	-	-	-	-	-	-	-
116 - Enterprise business investments	-	-	-	-	-	-	-	-	-
118 - Position Authority - Protection GIS Position	-	-	-	-	-	-	-	-	-
119 - Rangeland Protection Associations Support	-	-	-	-	-	-	-	-	-

**Summary of 2015-17 Biennium Budget**

**Forestry, Dept of  
Equipment Pool  
2015-17 Biennium**

**Leg. Adopted Budget  
Cross Reference Number: 62900-020-00-00-00000**

<i>Description</i>	<i>Positions</i>	<i>Full-Time Equivalent (FTE)</i>	<i>ALL FUNDS</i>	<i>General Fund</i>	<i>Lottery Funds</i>	<i>Other Funds</i>	<i>Federal Funds</i>	<i>Nonlimited Other Funds</i>	<i>Nonlimited Federal Funds</i>
120 - Rangeland Wildfire Threat Reduction	-	-	-	-	-	-	-	-	-
131 - Recreation, Education & Interpretation	-	-	-	-	-	-	-	-	-
132 - Research and Monitoring	-	-	-	-	-	-	-	-	-
133 - South Fork Support	-	-	-	-	-	-	-	-	-
151 - Electronic Notification System Maintenance	-	-	-	-	-	-	-	-	-
152 - Leadership & Facilitation for Biomass Use	-	-	-	-	-	-	-	-	-
153 - Water Quality, Forest Roads FPA Effectiveness	-	-	-	-	-	-	-	-	-
154 - Family Forestland Technical Assistance	-	-	-	-	-	-	-	-	-
155 - Support State Geneticist position	-	-	-	-	-	-	-	-	-
156 - Service and Supplies for Stewardship Foresters	-	-	-	-	-	-	-	-	-
157 - Special Resource Site Rule Analysis Funding	-	-	-	-	-	-	-	-	-
180 - Procurement/ Purchase Order System	-	-	-	-	-	-	-	-	-
181 - Services & Supplies Shortfall	-	-	-	-	-	-	-	-	-
182 - Agency Administration Technical Adjustments	-	-	-	-	-	-	-	-	-
183 - Administrative Capacity	-	-	-	-	-	-	-	-	-
184 - IT Restructure	-	-	-	-	-	-	-	-	-
185 - ODF Federal Forest Restoration	-	-	-	-	-	-	-	-	-
<b>Subtotal Policy Packages</b>	-	-	<b>(3,924)</b>	-	-	<b>(3,924)</b>	-	-	-
<b>Total 2015-17 Leg Adopted Budget</b>	<b>29</b>	<b>29.73</b>	<b>15,812,911</b>	-	-	<b>15,812,911</b>	-	-	-
Percentage Change From 2013-15 Leg Approved Budget	-	-	2.50%	-	-	2.50%	-	-	-
Percentage Change From 2015-17 Current Service Level	-	-	-0.02%	-	-	-0.02%	-	-	-

09/23/15  
12:17 PM

Agency Request

Governor's Budget

Legislatively Adopted

Budget Page C-110

**Summary of 2015-17 Biennium Budget**

**Forestry, Dept of  
State Forests  
2015-17 Biennium**

**Leg. Adopted Budget  
Cross Reference Number: 62900-030-00-00-00000**

<i>Description</i>	<i>Positions</i>	<i>Full-Time Equivalent (FTE)</i>	<i>ALL FUNDS</i>	<i>General Fund</i>	<i>Lottery Funds</i>	<i>Other Funds</i>	<i>Federal Funds</i>	<i>Nonlimited Other Funds</i>	<i>Nonlimited Federal Funds</i>
2013-15 Leg Adopted Budget	268	241.99	92,959,160	-	-	89,119,478	3,839,682	-	-
2013-15 Emergency Boards	-	-	1,324,537	-	-	1,318,185	6,352	-	-
<b>2013-15 Leg Approved Budget</b>	<b>268</b>	<b>241.99</b>	<b>94,283,697</b>	<b>-</b>	<b>-</b>	<b>90,437,663</b>	<b>3,846,034</b>	<b>-</b>	<b>-</b>
<b>2015-17 Base Budget Adjustments</b>									
Net Cost of Position Actions									
Administrative Biennialized E-Board, Phase-Out	(1)	(0.25)	637,443	-	-	643,795	(6,352)	-	-
Estimated Cost of Merit Increase			-	-	-	-	-	-	-
Base Debt Service Adjustment			-	-	-	-	-	-	-
Base Nonlimited Adjustment			-	-	-	-	-	-	-
Capital Construction			-	-	-	-	-	-	-
<b>Subtotal 2015-17 Base Budget</b>	<b>267</b>	<b>241.74</b>	<b>94,921,140</b>	<b>-</b>	<b>-</b>	<b>91,081,458</b>	<b>3,839,682</b>	<b>-</b>	<b>-</b>
<b>Essential Packages</b>									
010 - Non-PICS Pers Svc/Vacancy Factor									
Vacancy Factor (Increase)/Decrease	-	-	(170,005)	-	-	(170,005)	-	-	-
Non-PICS Personal Service Increase/(Decrease)	-	-	155,485	-	-	155,485	-	-	-
<b>Subtotal</b>	<b>-</b>	<b>-</b>	<b>(14,520)</b>	<b>-</b>	<b>-</b>	<b>(14,520)</b>	<b>-</b>	<b>-</b>	<b>-</b>
020 - Phase In / Out Pgm & One-time Cost									
021 - Phase-in	-	-	-	-	-	-	-	-	-
022 - Phase-out Pgm & One-time Costs	-	-	(3,250,000)	-	-	(250,000)	(3,000,000)	-	-
<b>Subtotal</b>	<b>-</b>	<b>-</b>	<b>(3,250,000)</b>	<b>-</b>	<b>-</b>	<b>(250,000)</b>	<b>(3,000,000)</b>	<b>-</b>	<b>-</b>
030 - Inflation & Price List Adjustments									
Cost of Goods & Services Increase/(Decrease)	-	-	1,550,497	-	-	1,525,305	25,192	-	-
State Gov't & Services Charges Increase/(Decrease)			(163,555)	-	-	(163,555)	-	-	-

**Summary of 2015-17 Biennium Budget**

Forestry, Dept of  
State Forests  
2015-17 Biennium

Leg. Adopted Budget  
Cross Reference Number: 62900-030-00-00-00000

<i>Description</i>	<i>Positions</i>	<i>Full-Time Equivalent (FTE)</i>	<i>ALL FUNDS</i>	<i>General Fund</i>	<i>Lottery Funds</i>	<i>Other Funds</i>	<i>Federal Funds</i>	<i>Nonlimited Other Funds</i>	<i>Nonlimited Federal Funds</i>
<b>Subtotal</b>	-	-	1,386,942	-	-	1,361,750	25,192	-	-
040 - Mandated Caseload									
040 - Mandated Caseload	-	-	-	-	-	-	-	-	-
050 - Fundshifts and Revenue Reductions									
050 - Fundshifts	-	-	-	-	-	-	-	-	-
060 - Technical Adjustments									
060 - Technical Adjustments	-	-	-	-	-	-	-	-	-
<b>Subtotal: 2015-17 Current Service Level</b>	<b>267</b>	<b>241.74</b>	<b>93,043,562</b>	-	-	<b>92,178,688</b>	864,874	-	-

**Summary of 2015-17 Biennium Budget**

**Forestry, Dept of  
State Forests  
2015-17 Biennium**

**Leg. Adopted Budget  
Cross Reference Number: 62900-030-00-00-00000**

<i>Description</i>	<i>Positions</i>	<i>Full-Time Equivalent (FTE)</i>	<i>ALL FUNDS</i>	<i>General Fund</i>	<i>Lottery Funds</i>	<i>Other Funds</i>	<i>Federal Funds</i>	<i>Nonlimited Other Funds</i>	<i>Nonlimited Federal Funds</i>
<b>Subtotal: 2015-17 Current Service Level</b>	<b>267</b>	<b>241.74</b>	<b>93,043,562</b>	-	-	<b>92,178,688</b>	864,874	-	-
070 - Revenue Reductions/Shortfall									
070 - Revenue Shortfalls	-	-	-	-	-	-	-	-	-
<b>Modified 2015-17 Current Service Level</b>	<b>267</b>	<b>241.74</b>	<b>93,043,562</b>	-	-	<b>92,178,688</b>	864,874	-	-
080 - E-Boards									
080 - May 2014 E-Board	-	-	-	-	-	-	-	-	-
081 - September 2014 E-Board	-	-	-	-	-	-	-	-	-
<b>Subtotal Emergency Board Packages</b>	-	-	-	-	-	-	-	-	-
Policy Packages									
090 - Analyst Adjustments	-	-	-	-	-	-	-	-	-
502 - Working Forests and Farms	-	-	-	-	-	-	-	-	-
801 - LFO Analyst Adjustments	(9)	(8.66)	(1,995,171)	-	-	(1,995,171)	-	-	-
802 - Federal Grants for Gilchrist State Forest	-	-	3,000,000	-	-	-	3,000,000	-	-
811 - Updated Base Debt Service Adjustment	-	-	-	-	-	-	-	-	-
840 - SB 5507 End of Session	-	-	(32,260)	-	-	(32,260)	-	-	-
845 - SB 501 Program Change	-	-	-	-	-	-	-	-	-
850 - Substantive Bills	-	-	-	-	-	-	-	-	-
101 - State Forester's Office Building	-	-	-	-	-	-	-	-	-
110 - Fire Season Severity Program	-	-	-	-	-	-	-	-	-
113 - Non-limited Other Funds authority	-	-	-	-	-	-	-	-	-
116 - Enterprise business investments	-	-	-	-	-	-	-	-	-
118 - Position Authority - Protection GIS Position	-	-	-	-	-	-	-	-	-
119 - Rangeland Protection Associations Support	-	-	-	-	-	-	-	-	-

**Summary of 2015-17 Biennium Budget**

**Forestry, Dept of  
State Forests  
2015-17 Biennium**

**Leg. Adopted Budget  
Cross Reference Number: 62900-030-00-00-00000**

<i>Description</i>	<i>Positions</i>	<i>Full-Time Equivalent (FTE)</i>	<i>ALL FUNDS</i>	<i>General Fund</i>	<i>Lottery Funds</i>	<i>Other Funds</i>	<i>Federal Funds</i>	<i>Nonlimited Other Funds</i>	<i>Nonlimited Federal Funds</i>
120 - Rangeland Wildfire Threat Reduction	-	-	-	-	-	-	-	-	-
131 - Recreation, Education & Interpretation	-	-	-	-	-	-	-	-	-
132 - Research and Monitoring	-	-	-	-	-	-	-	-	-
133 - South Fork Support	-	-	-	-	-	-	-	-	-
151 - Electronic Notification System Maintenance	-	-	-	-	-	-	-	-	-
152 - Leadership & Facilitation for Biomass Use	-	-	-	-	-	-	-	-	-
153 - Water Quality, Forest Roads FPA Effectiveness	-	-	-	-	-	-	-	-	-
154 - Family Forestland Technical Assistance	-	-	-	-	-	-	-	-	-
155 - Support State Geneticist position	-	-	-	-	-	-	-	-	-
156 - Service and Supplies for Stewardship Foresters	-	-	-	-	-	-	-	-	-
157 - Special Resource Site Rule Analysis Funding	-	-	-	-	-	-	-	-	-
180 - Procurement/ Purchase Order System	-	-	-	-	-	-	-	-	-
181 - Services & Supplies Shortfall	-	-	-	-	-	-	-	-	-
182 - Agency Administration Technical Adjustments	-	-	-	-	-	-	-	-	-
183 - Administrative Capacity	-	-	-	-	-	-	-	-	-
184 - IT Restructure	-	-	-	-	-	-	-	-	-
185 - ODF Federal Forest Restoration	-	-	-	-	-	-	-	-	-
<b>Subtotal Policy Packages</b>	<b>(9)</b>	<b>(8.66)</b>	<b>972,569</b>	-	-	<b>(2,027,431)</b>	3,000,000	-	-
<b>Total 2015-17 Leg Adopted Budget</b>	<b>258</b>	<b>233.08</b>	<b>94,016,131</b>	-	-	<b>90,151,257</b>	3,864,874	-	-
Percentage Change From 2013-15 Leg Approved Budget	-3.73%	-3.68%	-0.28%	-	-	-0.32%	0.49%	-	-
Percentage Change From 2015-17 Current Service Level	-3.37%	-3.58%	1.05%	-	-	-2.20%	346.87%	-	-

09/23/15  
12:17 PM

**Summary of 2015-17 Biennium Budget**

**Forestry, Dept of  
Private Forests  
2015-17 Biennium**

**Leg. Adopted Budget  
Cross Reference Number: 62900-050-00-00-00000**

<i>Description</i>	<i>Positions</i>	<i>Full-Time Equivalent (FTE)</i>	<i>ALL FUNDS</i>	<i>General Fund</i>	<i>Lottery Funds</i>	<i>Other Funds</i>	<i>Federal Funds</i>	<i>Nonlimited Other Funds</i>	<i>Nonlimited Federal Funds</i>
2013-15 Leg Adopted Budget	114	109.79	35,740,953	13,919,776	-	9,645,993	12,175,184	-	-
2013-15 Emergency Boards	-	-	636,735	364,289	-	185,978	86,468	-	-
<b>2013-15 Leg Approved Budget</b>	<b>114</b>	<b>109.79</b>	<b>36,377,688</b>	<b>14,284,065</b>	<b>-</b>	<b>9,831,971</b>	<b>12,261,652</b>	<b>-</b>	<b>-</b>
<b>2015-17 Base Budget Adjustments</b>									
Net Cost of Position Actions									
Administrative Biennialized E-Board, Phase-Out	-	1.64	1,004,270	537,521	-	260,284	206,465	-	-
Estimated Cost of Merit Increase			-	-	-	-	-	-	-
Base Debt Service Adjustment			-	-	-	-	-	-	-
Base Nonlimited Adjustment			-	-	-	-	-	-	-
Capital Construction			-	-	-	-	-	-	-
<b>Subtotal 2015-17 Base Budget</b>	<b>114</b>	<b>111.43</b>	<b>37,381,958</b>	<b>14,821,586</b>	<b>-</b>	<b>10,092,255</b>	<b>12,468,117</b>	<b>-</b>	<b>-</b>
<b>Essential Packages</b>									
010 - Non-PICS Pers Svc/Vacancy Factor									
Vacancy Factor (Increase)/Decrease	-	-	(42,621)	(9,409)	-	(20,827)	(12,385)	-	-
Non-PICS Personal Service Increase/(Decrease)	-	-	96,847	49,434	-	29,278	18,135	-	-
<b>Subtotal</b>	<b>-</b>	<b>-</b>	<b>54,226</b>	<b>40,025</b>	<b>-</b>	<b>8,451</b>	<b>5,750</b>	<b>-</b>	<b>-</b>
020 - Phase In / Out Pgm & One-time Cost									
021 - Phase-in	-	-	-	-	-	-	-	-	-
022 - Phase-out Pgm & One-time Costs	-	-	-	-	-	-	-	-	-
<b>Subtotal</b>	<b>-</b>	<b>-</b>	<b>-</b>	<b>-</b>	<b>-</b>	<b>-</b>	<b>-</b>	<b>-</b>	<b>-</b>
030 - Inflation & Price List Adjustments									
Cost of Goods & Services Increase/(Decrease)	-	-	1,340,262	954,189	-	108,533	277,540	-	-
State Gov't & Services Charges Increase/(Decrease)			(111,960)	(62,938)	-	(37,437)	(11,585)	-	-

**Summary of 2015-17 Biennium Budget**

**Forestry, Dept of  
Private Forests  
2015-17 Biennium**

**Leg. Adopted Budget  
Cross Reference Number: 62900-050-00-00-00000**

<i>Description</i>	<i>Positions</i>	<i>Full-Time Equivalent (FTE)</i>	<i>ALL FUNDS</i>	<i>General Fund</i>	<i>Lottery Funds</i>	<i>Other Funds</i>	<i>Federal Funds</i>	<i>Nonlimited Other Funds</i>	<i>Nonlimited Federal Funds</i>
<b>Subtotal</b>	-	-	1,228,302	891,251	-	71,096	265,955	-	-
040 - Mandated Caseload									
040 - Mandated Caseload	-	-	-	-	-	-	-	-	-
050 - Fundshifts and Revenue Reductions									
050 - Fundshifts	-	-	-	-	-	-	-	-	-
060 - Technical Adjustments									
060 - Technical Adjustments	-	-	-	-	-	-	-	-	-
<b>Subtotal: 2015-17 Current Service Level</b>	<b>114</b>	<b>111.43</b>	<b>38,664,486</b>	<b>15,752,862</b>	-	<b>10,171,802</b>	12,739,822	-	-



**Summary of 2015-17 Biennium Budget**

**Forestry, Dept of  
Private Forests  
2015-17 Biennium**

**Leg. Adopted Budget  
Cross Reference Number: 62900-050-00-00-00000**

<i>Description</i>	<i>Positions</i>	<i>Full-Time Equivalent (FTE)</i>	<i>ALL FUNDS</i>	<i>General Fund</i>	<i>Lottery Funds</i>	<i>Other Funds</i>	<i>Federal Funds</i>	<i>Nonlimited Other Funds</i>	<i>Nonlimited Federal Funds</i>
<b>Subtotal: 2015-17 Current Service Level</b>	<b>114</b>	<b>111.43</b>	<b>38,664,486</b>	<b>15,752,862</b>	<b>-</b>	<b>10,171,802</b>	<b>12,739,822</b>	<b>-</b>	<b>-</b>
070 - Revenue Reductions/Shortfall									
070 - Revenue Shortfalls	-	-	-	-	-	-	-	-	-
<b>Modified 2015-17 Current Service Level</b>	<b>114</b>	<b>111.43</b>	<b>38,664,486</b>	<b>15,752,862</b>	<b>-</b>	<b>10,171,802</b>	<b>12,739,822</b>	<b>-</b>	<b>-</b>
080 - E-Boards									
080 - May 2014 E-Board	-	-	-	-	-	-	-	-	-
081 - September 2014 E-Board	-	-	-	-	-	-	-	-	-
<b>Subtotal Emergency Board Packages</b>	<b>-</b>	<b>-</b>	<b>-</b>	<b>-</b>	<b>-</b>	<b>-</b>	<b>-</b>	<b>-</b>	<b>-</b>
Policy Packages									
090 - Analyst Adjustments	-	-	-	-	-	-	-	-	-
502 - Working Forests and Farms	-	-	-	-	-	-	-	-	-
801 - LFO Analyst Adjustments	-	-	-	-	-	-	-	-	-
802 - Federal Grants for Gilchrist State Forest	-	-	-	-	-	-	-	-	-
811 - Updated Base Debt Service Adjustment	-	-	-	-	-	-	-	-	-
840 - SB 5507 End of Session	-	-	(95,844)	(88,919)	-	(5,320)	(1,605)	-	-
845 - SB 501 Program Change	-	-	-	-	-	-	-	-	-
850 - Substantive Bills	-	-	-	-	-	-	-	-	-
101 - State Forester's Office Building	-	-	-	-	-	-	-	-	-
110 - Fire Season Severity Program	-	-	-	-	-	-	-	-	-
113 - Non-limited Other Funds authority	-	-	-	-	-	-	-	-	-
116 - Enterprise business investments	-	-	-	-	-	-	-	-	-
118 - Position Authority - Protection GIS Position	-	-	-	-	-	-	-	-	-
119 - Rangeland Protection Associations Support	-	-	-	-	-	-	-	-	-

**Summary of 2015-17 Biennium Budget**

**Forestry, Dept of  
Private Forests  
2015-17 Biennium**

**Leg. Adopted Budget  
Cross Reference Number: 62900-050-00-00-00000**

<i>Description</i>	<i>Positions</i>	<i>Full-Time Equivalent (FTE)</i>	<i>ALL FUNDS</i>	<i>General Fund</i>	<i>Lottery Funds</i>	<i>Other Funds</i>	<i>Federal Funds</i>	<i>Nonlimited Other Funds</i>	<i>Nonlimited Federal Funds</i>
120 - Rangeland Wildfire Threat Reduction	-	-	-	-	-	-	-	-	-
131 - Recreation, Education & Interpretation	-	-	-	-	-	-	-	-	-
132 - Research and Monitoring	-	-	-	-	-	-	-	-	-
133 - South Fork Support	-	-	-	-	-	-	-	-	-
151 - Electronic Notification System Maintenance	1	1.00	1,397,398	838,438	-	558,960	-	-	-
152 - Leadership & Facilitation for Biomass Use	-	-	-	-	-	-	-	-	-
153 - Water Quality, Forest Roads FPA Effectiveness	-	-	-	-	-	-	-	-	-
154 - Family Forestland Technical Assistance	-	-	-	-	-	-	-	-	-
155 - Support State Geneticist position	-	-	-	-	-	-	-	-	-
156 - Service and Supplies for Stewardship Foresters	-	-	-	-	-	-	-	-	-
157 - Special Resource Site Rule Analysis Funding	-	-	-	-	-	-	-	-	-
180 - Procurement/ Purchase Order System	-	-	-	-	-	-	-	-	-
181 - Services & Supplies Shortfall	-	-	54,619	54,619	-	-	-	-	-
182 - Agency Administration Technical Adjustments	-	-	31,589	31,589	-	-	-	-	-
183 - Administrative Capacity	-	-	-	-	-	-	-	-	-
184 - IT Restructure	-	-	2,821	2,821	-	-	-	-	-
185 - ODF Federal Forest Restoration	-	-	-	-	-	-	-	-	-
<b>Subtotal Policy Packages</b>	<b>1</b>	<b>1.00</b>	<b>1,390,583</b>	<b>838,548</b>	<b>-</b>	<b>553,640</b>	<b>(1,605)</b>	<b>-</b>	<b>-</b>

<b>Total 2015-17 Leg Adopted Budget</b>	<b>115</b>	<b>112.43</b>	<b>40,055,069</b>	<b>16,591,410</b>	<b>-</b>	<b>10,725,442</b>	<b>12,738,217</b>	<b>-</b>	<b>-</b>
---	------------	---------------	-------------------	-------------------	----------	-------------------	-------------------	----------	----------

Percentage Change From 2013-15 Leg Approved Budget	0.88%	2.40%	10.11%	16.15%	-	9.09%	3.89%	-	-
Percentage Change From 2015-17 Current Service Level	0.88%	0.90%	3.60%	5.32%	-	5.44%	-0.01%	-	-

09/23/15  
12:17 PM

**Summary of 2015-17 Biennium Budget**

**Forestry, Dept of  
Nursery  
2015-17 Biennium**

**Leg. Adopted Budget  
Cross Reference Number: 62900-070-00-00-00000**

<i>Description</i>	<i>Positions</i>	<i>Full-Time Equivalent (FTE)</i>	<i>ALL FUNDS</i>	<i>General Fund</i>	<i>Lottery Funds</i>	<i>Other Funds</i>	<i>Federal Funds</i>	<i>Nonlimited Other Funds</i>	<i>Nonlimited Federal Funds</i>
2013-15 Leg Adopted Budget	-	-	-	-	-	-	-	-	-
2013-15 Emergency Boards	-	-	-	-	-	-	-	-	-
<b>2013-15 Leg Approved Budget</b>	-	-	-	-	-	-	-	-	-
<b>2015-17 Base Budget Adjustments</b>									
Net Cost of Position Actions									
Administrative Biennialized E-Board, Phase-Out	-	-	-	-	-	-	-	-	-
Estimated Cost of Merit Increase			-	-	-	-	-	-	-
Base Debt Service Adjustment			-	-	-	-	-	-	-
Base Nonlimited Adjustment			-	-	-	-	-	-	-
Capital Construction			-	-	-	-	-	-	-
<b>Subtotal 2015-17 Base Budget</b>	-	-	-	-	-	-	-	-	-
020 - Phase In / Out Pgm & One-time Cost									
021 - Phase-in	-	-	-	-	-	-	-	-	-
022 - Phase-out Pgm & One-time Costs	-	-	-	-	-	-	-	-	-
<b>Subtotal</b>	-	-	-	-	-	-	-	-	-
030 - Inflation & Price List Adjustments									
Cost of Goods & Services Increase/(Decrease)	-	-	-	-	-	-	-	-	-
<b>Subtotal</b>	-	-	-	-	-	-	-	-	-
040 - Mandated Caseload									
040 - Mandated Caseload	-	-	-	-	-	-	-	-	-
050 - Fundshifts and Revenue Reductions									
050 - Fundshifts	-	-	-	-	-	-	-	-	-
060 - Technical Adjustments									

**Summary of 2015-17 Biennium Budget**

Forestry, Dept of  
Nursery  
2015-17 Biennium

Leg. Adopted Budget  
Cross Reference Number: 62900-070-00-00-00000

<i>Description</i>	<i>Positions</i>	<i>Full-Time Equivalent (FTE)</i>	<i>ALL FUNDS</i>	<i>General Fund</i>	<i>Lottery Funds</i>	<i>Other Funds</i>	<i>Federal Funds</i>	<i>Nonlimited Other Funds</i>	<i>Nonlimited Federal Funds</i>
060 - Technical Adjustments	-	-	-	-	-	-	-	-	-
<b>Subtotal: 2015-17 Current Service Level</b>	-	-	-	-	-	-	-	-	-

**Summary of 2015-17 Biennium Budget**

**Forestry, Dept of  
Nursery  
2015-17 Biennium**

**Leg. Adopted Budget  
Cross Reference Number: 62900-070-00-00-00000**

<i>Description</i>	<i>Positions</i>	<i>Full-Time Equivalent (FTE)</i>	<i>ALL FUNDS</i>	<i>General Fund</i>	<i>Lottery Funds</i>	<i>Other Funds</i>	<i>Federal Funds</i>	<i>Nonlimited Other Funds</i>	<i>Nonlimited Federal Funds</i>
<b>Subtotal: 2015-17 Current Service Level</b>	-	-	-	-	-	-	-	-	-
070 - Revenue Reductions/Shortfall									
070 - Revenue Shortfalls	-	-	-	-	-	-	-	-	-
<b>Modified 2015-17 Current Service Level</b>	-	-	-	-	-	-	-	-	-
080 - E-Boards									
080 - May 2014 E-Board	-	-	-	-	-	-	-	-	-
081 - September 2014 E-Board	-	-	-	-	-	-	-	-	-
<b>Subtotal Emergency Board Packages</b>	-	-	-	-	-	-	-	-	-
Policy Packages									
090 - Analyst Adjustments	-	-	-	-	-	-	-	-	-
502 - Working Forests and Farms	-	-	-	-	-	-	-	-	-
801 - LFO Analyst Adjustments	-	-	-	-	-	-	-	-	-
802 - Federal Grants for Gilchrist State Forest	-	-	-	-	-	-	-	-	-
811 - Updated Base Debt Service Adjustment	-	-	-	-	-	-	-	-	-
840 - SB 5507 End of Session	-	-	-	-	-	-	-	-	-
845 - SB 501 Program Change	-	-	-	-	-	-	-	-	-
850 - Substantive Bills	-	-	-	-	-	-	-	-	-
101 - State Forester's Office Building	-	-	-	-	-	-	-	-	-
110 - Fire Season Severity Program	-	-	-	-	-	-	-	-	-
113 - Non-limited Other Funds authority	-	-	-	-	-	-	-	-	-
116 - Enterprise business investments	-	-	-	-	-	-	-	-	-
118 - Position Authority - Protection GIS Position	-	-	-	-	-	-	-	-	-
119 - Rangeland Protection Associations Support	-	-	-	-	-	-	-	-	-

**Summary of 2015-17 Biennium Budget**

**Forestry, Dept of  
Nursery  
2015-17 Biennium**

**Leg. Adopted Budget  
Cross Reference Number: 62900-070-00-00-00000**

<i>Description</i>	<i>Positions</i>	<i>Full-Time Equivalent (FTE)</i>	<i>ALL FUNDS</i>	<i>General Fund</i>	<i>Lottery Funds</i>	<i>Other Funds</i>	<i>Federal Funds</i>	<i>Nonlimited Other Funds</i>	<i>Nonlimited Federal Funds</i>
120 - Rangeland Wildfire Threat Reduction	-	-	-	-	-	-	-	-	-
131 - Recreation, Education & Interpretation	-	-	-	-	-	-	-	-	-
132 - Research and Monitoring	-	-	-	-	-	-	-	-	-
133 - South Fork Support	-	-	-	-	-	-	-	-	-
151 - Electronic Notification System Maintenance	-	-	-	-	-	-	-	-	-
152 - Leadership & Facilitation for Biomass Use	-	-	-	-	-	-	-	-	-
153 - Water Quality, Forest Roads FPA Effectiveness	-	-	-	-	-	-	-	-	-
154 - Family Forestland Technical Assistance	-	-	-	-	-	-	-	-	-
155 - Support State Geneticist position	-	-	-	-	-	-	-	-	-
156 - Service and Supplies for Stewardship Foresters	-	-	-	-	-	-	-	-	-
157 - Special Resource Site Rule Analysis Funding	-	-	-	-	-	-	-	-	-
180 - Procurement/ Purchase Order System	-	-	-	-	-	-	-	-	-
181 - Services & Supplies Shortfall	-	-	-	-	-	-	-	-	-
182 - Agency Administration Technical Adjustments	-	-	-	-	-	-	-	-	-
183 - Administrative Capacity	-	-	-	-	-	-	-	-	-
184 - IT Restructure	-	-	-	-	-	-	-	-	-
185 - ODF Federal Forest Restoration	-	-	-	-	-	-	-	-	-
<b>Subtotal Policy Packages</b>	-	-	-	-	-	-	-	-	-
<b>Total 2015-17 Leg Adopted Budget</b>	-	-	-	-	-	-	-	-	-
Percentage Change From 2013-15 Leg Approved Budget	-	-	-	-	-	-	-	-	-
Percentage Change From 2015-17 Current Service Level	-	-	-	-	-	-	-	-	-

**Summary of 2015-17 Biennium Budget**

**Forestry, Dept of  
Facilities Maintenance & Management  
2015-17 Biennium**

**Leg. Adopted Budget  
Cross Reference Number: 62900-080-00-00-00000**

<i>Description</i>	<i>Positions</i>	<i>Full-Time Equivalent (FTE)</i>	<i>ALL FUNDS</i>	<i>General Fund</i>	<i>Lottery Funds</i>	<i>Other Funds</i>	<i>Federal Funds</i>	<i>Nonlimited Other Funds</i>	<i>Nonlimited Federal Funds</i>
2013-15 Leg Adopted Budget	-	-	5,119,522	-	-	5,119,522	-	-	-
2013-15 Emergency Boards	-	-	172	-	-	172	-	-	-
<b>2013-15 Leg Approved Budget</b>	-	-	<b>5,119,694</b>	-	-	<b>5,119,694</b>	-	-	-
<b>2015-17 Base Budget Adjustments</b>									
Net Cost of Position Actions									
Administrative Biennialized E-Board, Phase-Out	-	-	(30,543)	-	-	(30,543)	-	-	-
Estimated Cost of Merit Increase	-	-	-	-	-	-	-	-	-
Base Debt Service Adjustment	-	-	-	-	-	-	-	-	-
Base Nonlimited Adjustment	-	-	-	-	-	-	-	-	-
Capital Construction	-	-	-	-	-	-	-	-	-
<b>Subtotal 2015-17 Base Budget</b>	-	-	<b>5,089,151</b>	-	-	<b>5,089,151</b>	-	-	-
<b>Essential Packages</b>									
010 - Non-PICS Pers Svc/Vacancy Factor									
Non-PICS Personal Service Increase/(Decrease)	-	-	-	-	-	-	-	-	-
<b>Subtotal</b>	-	-	-	-	-	-	-	-	-
020 - Phase In / Out Pgm & One-time Cost									
021 - Phase-in	-	-	-	-	-	-	-	-	-
022 - Phase-out Pgm & One-time Costs	-	-	-	-	-	-	-	-	-
<b>Subtotal</b>	-	-	-	-	-	-	-	-	-
030 - Inflation & Price List Adjustments									
Cost of Goods & Services Increase/(Decrease)	-	-	145,898	-	-	145,898	-	-	-
State Gov't & Services Charges Increase/(Decrease)	-	-	(1,980)	-	-	(1,980)	-	-	-
<b>Subtotal</b>	-	-	<b>143,918</b>	-	-	<b>143,918</b>	-	-	-

**Summary of 2015-17 Biennium Budget**

**Forestry, Dept of  
Facilities Maintenance & Management  
2015-17 Biennium**

**Leg. Adopted Budget  
Cross Reference Number: 62900-080-00-00-00000**

<i>Description</i>	<i>Positions</i>	<i>Full-Time Equivalent (FTE)</i>	<i>ALL FUNDS</i>	<i>General Fund</i>	<i>Lottery Funds</i>	<i>Other Funds</i>	<i>Federal Funds</i>	<i>Nonlimited Other Funds</i>	<i>Nonlimited Federal Funds</i>
040 - Mandated Caseload									
040 - Mandated Caseload	-	-	-	-	-	-	-	-	-
050 - Fundshifts and Revenue Reductions									
050 - Fundshifts	-	-	-	-	-	-	-	-	-
060 - Technical Adjustments									
060 - Technical Adjustments	-	-	-	-	-	-	-	-	-
<b>Subtotal: 2015-17 Current Service Level</b>	-	-	<b>5,233,069</b>	-	-	<b>5,233,069</b>	-	-	-



**Summary of 2015-17 Biennium Budget**

**Forestry, Dept of  
Facilities Maintenance & Management  
2015-17 Biennium**

**Leg. Adopted Budget  
Cross Reference Number: 62900-080-00-00-00000**

<i>Description</i>	<i>Positions</i>	<i>Full-Time Equivalent (FTE)</i>	<i>ALL FUNDS</i>	<i>General Fund</i>	<i>Lottery Funds</i>	<i>Other Funds</i>	<i>Federal Funds</i>	<i>Nonlimited Other Funds</i>	<i>Nonlimited Federal Funds</i>
<b>Subtotal: 2015-17 Current Service Level</b>	-	-	<b>5,233,069</b>	-	-	<b>5,233,069</b>	-	-	-
070 - Revenue Reductions/Shortfall									
070 - Revenue Shortfalls	-	-	-	-	-	-	-	-	-
<b>Modified 2015-17 Current Service Level</b>	-	-	<b>5,233,069</b>	-	-	<b>5,233,069</b>	-	-	-
080 - E-Boards									
080 - May 2014 E-Board	-	-	-	-	-	-	-	-	-
081 - September 2014 E-Board	-	-	-	-	-	-	-	-	-
<b>Subtotal Emergency Board Packages</b>	-	-	-	-	-	-	-	-	-
Policy Packages									
090 - Analyst Adjustments	-	-	-	-	-	-	-	-	-
502 - Working Forests and Farms	-	-	-	-	-	-	-	-	-
801 - LFO Analyst Adjustments	-	-	-	-	-	-	-	-	-
802 - Federal Grants for Gilchrist State Forest	-	-	-	-	-	-	-	-	-
811 - Updated Base Debt Service Adjustment	-	-	-	-	-	-	-	-	-
840 - SB 5507 End of Session	-	-	(68)	-	-	(68)	-	-	-
845 - SB 501 Program Change	-	-	-	-	-	-	-	-	-
850 - Substantive Bills	-	-	-	-	-	-	-	-	-
101 - State Forester's Office Building	-	-	-	-	-	-	-	-	-
110 - Fire Season Severity Program	-	-	-	-	-	-	-	-	-
113 - Non-limited Other Funds authority	-	-	-	-	-	-	-	-	-
116 - Enterprise business investments	-	-	-	-	-	-	-	-	-
118 - Position Authority - Protection GIS Position	-	-	-	-	-	-	-	-	-
119 - Rangeland Protection Associations Support	-	-	-	-	-	-	-	-	-

**Summary of 2015-17 Biennium Budget**

**Forestry, Dept of  
Facilities Maintenance & Management  
2015-17 Biennium**

**Leg. Adopted Budget  
Cross Reference Number: 62900-080-00-00-00000**

<i>Description</i>	<i>Positions</i>	<i>Full-Time Equivalent (FTE)</i>	<i>ALL FUNDS</i>	<i>General Fund</i>	<i>Lottery Funds</i>	<i>Other Funds</i>	<i>Federal Funds</i>	<i>Nonlimited Other Funds</i>	<i>Nonlimited Federal Funds</i>
120 - Rangeland Wildfire Threat Reduction	-	-	-	-	-	-	-	-	-
131 - Recreation, Education & Interpretation	-	-	-	-	-	-	-	-	-
132 - Research and Monitoring	-	-	-	-	-	-	-	-	-
133 - South Fork Support	-	-	-	-	-	-	-	-	-
151 - Electronic Notification System Maintenance	-	-	-	-	-	-	-	-	-
152 - Leadership & Facilitation for Biomass Use	-	-	-	-	-	-	-	-	-
153 - Water Quality, Forest Roads FPA Effectiveness	-	-	-	-	-	-	-	-	-
154 - Family Forestland Technical Assistance	-	-	-	-	-	-	-	-	-
155 - Support State Geneticist position	-	-	-	-	-	-	-	-	-
156 - Service and Supplies for Stewardship Foresters	-	-	-	-	-	-	-	-	-
157 - Special Resource Site Rule Analysis Funding	-	-	-	-	-	-	-	-	-
180 - Procurement/ Purchase Order System	-	-	-	-	-	-	-	-	-
181 - Services & Supplies Shortfall	-	-	-	-	-	-	-	-	-
182 - Agency Administration Technical Adjustments	-	-	-	-	-	-	-	-	-
183 - Administrative Capacity	-	-	-	-	-	-	-	-	-
184 - IT Restructure	-	-	-	-	-	-	-	-	-
185 - ODF Federal Forest Restoration	-	-	-	-	-	-	-	-	-
<b>Subtotal Policy Packages</b>	-	-	<b>(68)</b>	-	-	<b>(68)</b>	-	-	-
<b>Total 2015-17 Leg Adopted Budget</b>	-	-	<b>5,233,001</b>	-	-	<b>5,233,001</b>	-	-	-

Percentage Change From 2013-15 Leg Approved Budget	-	-	2.21%	-	-	2.21%	-	-	-
Percentage Change From 2015-17 Current Service Level	-	-	-	-	-	-	-	-	-

09/23/15  
12:17 PM

**Summary of 2015-17 Biennium Budget**

**Forestry, Dept of  
Debt Service  
2015-17 Biennium**

**Leg. Adopted Budget  
Cross Reference Number: 62900-085-00-00-00000**

<i>Description</i>	<i>Positions</i>	<i>Full-Time Equivalent (FTE)</i>	<i>ALL FUNDS</i>	<i>General Fund</i>	<i>Lottery Funds</i>	<i>Other Funds</i>	<i>Federal Funds</i>	<i>Nonlimited Other Funds</i>	<i>Nonlimited Federal Funds</i>
2013-15 Leg Adopted Budget	-	-	7,211,043	2,873,589	2,523,132	1,814,322	-	-	-
2013-15 Emergency Boards	-	-	-	-	-	-	-	-	-
<b>2013-15 Leg Approved Budget</b>	-	-	<b>7,211,043</b>	<b>2,873,589</b>	<b>2,523,132</b>	<b>1,814,322</b>	-	-	-
<b>2015-17 Base Budget Adjustments</b>									
Net Cost of Position Actions									
Administrative Biennialized E-Board, Phase-Out	-	-	-	-	-	-	-	-	-
Estimated Cost of Merit Increase	-	-	-	-	-	-	-	-	-
Base Debt Service Adjustment	-	-	282,815	47,109	1,753	233,953	-	-	-
Base Nonlimited Adjustment	-	-	-	-	-	-	-	-	-
Capital Construction	-	-	-	-	-	-	-	-	-
<b>Subtotal 2015-17 Base Budget</b>	-	-	<b>7,493,858</b>	<b>2,920,698</b>	<b>2,524,885</b>	<b>2,048,275</b>	-	-	-
020 - Phase In / Out Pgm & One-time Cost									
021 - Phase-in	-	-	-	-	-	-	-	-	-
022 - Phase-out Pgm & One-time Costs	-	-	(120,000)	-	-	(120,000)	-	-	-
<b>Subtotal</b>	-	-	<b>(120,000)</b>	-	-	<b>(120,000)</b>	-	-	-
040 - Mandated Caseload									
040 - Mandated Caseload	-	-	-	-	-	-	-	-	-
050 - Fundshifts and Revenue Reductions									
050 - Fundshifts	-	-	-	-	-	-	-	-	-
060 - Technical Adjustments									
060 - Technical Adjustments	-	-	-	-	-	-	-	-	-
<b>Subtotal: 2015-17 Current Service Level</b>	-	-	<b>7,373,858</b>	<b>2,920,698</b>	<b>2,524,885</b>	<b>1,928,275</b>	-	-	-

**Summary of 2015-17 Biennium Budget**

**Forestry, Dept of  
Debt Service  
2015-17 Biennium**

**Leg. Adopted Budget  
Cross Reference Number: 62900-085-00-00-00000**

<i>Description</i>	<i>Positions</i>	<i>Full-Time Equivalent (FTE)</i>	<i>ALL FUNDS</i>	<i>General Fund</i>	<i>Lottery Funds</i>	<i>Other Funds</i>	<i>Federal Funds</i>	<i>Nonlimited Other Funds</i>	<i>Nonlimited Federal Funds</i>
<b>Subtotal: 2015-17 Current Service Level</b>	-	-	7,373,858	2,920,698	2,524,885	1,928,275	-	-	-
070 - Revenue Reductions/Shortfall									
070 - Revenue Shortfalls	-	-	-	-	-	-	-	-	-
<b>Modified 2015-17 Current Service Level</b>	-	-	7,373,858	2,920,698	2,524,885	1,928,275	-	-	-
080 - E-Boards									
080 - May 2014 E-Board	-	-	-	-	-	-	-	-	-
081 - September 2014 E-Board	-	-	-	-	-	-	-	-	-
<b>Subtotal Emergency Board Packages</b>	-	-	-	-	-	-	-	-	-
Policy Packages									
090 - Analyst Adjustments	-	-	-	-	-	-	-	-	-
502 - Working Forests and Farms	-	-	-	-	-	-	-	-	-
801 - LFO Analyst Adjustments	-	-	-	-	-	-	-	-	-
802 - Federal Grants for Gilchrist State Forest	-	-	-	-	-	-	-	-	-
811 - Updated Base Debt Service Adjustment	-	-	(42,925)	-	(42,925)	-	-	-	-
840 - SB 5507 End of Session	-	-	(324,245)	(324,245)	-	-	-	-	-
845 - SB 501 Program Change	-	-	-	-	-	-	-	-	-
850 - Substantive Bills	-	-	-	-	-	-	-	-	-
101 - State Forester's Office Building	-	-	-	-	-	-	-	-	-
110 - Fire Season Severity Program	-	-	-	-	-	-	-	-	-
113 - Non-limited Other Funds authority	-	-	-	-	-	-	-	-	-
116 - Enterprise business investments	-	-	-	-	-	-	-	-	-
118 - Position Authority - Protection GIS Position	-	-	-	-	-	-	-	-	-
119 - Rangeland Protection Associations Support	-	-	-	-	-	-	-	-	-

09/23/15  
12:17 PM

**Summary of 2015-17 Biennium Budget**

**Forestry, Dept of  
Debt Service  
2015-17 Biennium**

**Leg. Adopted Budget  
Cross Reference Number: 62900-085-00-00-00000**

<i>Description</i>	<i>Positions</i>	<i>Full-Time Equivalent (FTE)</i>	<i>ALL FUNDS</i>	<i>General Fund</i>	<i>Lottery Funds</i>	<i>Other Funds</i>	<i>Federal Funds</i>	<i>Nonlimited Other Funds</i>	<i>Nonlimited Federal Funds</i>
120 - Rangeland Wildfire Threat Reduction	-	-	-	-	-	-	-	-	-
131 - Recreation, Education & Interpretation	-	-	-	-	-	-	-	-	-
132 - Research and Monitoring	-	-	-	-	-	-	-	-	-
133 - South Fork Support	-	-	-	-	-	-	-	-	-
151 - Electronic Notification System Maintenance	-	-	-	-	-	-	-	-	-
152 - Leadership & Facilitation for Biomass Use	-	-	-	-	-	-	-	-	-
153 - Water Quality, Forest Roads FPA Effectiveness	-	-	-	-	-	-	-	-	-
154 - Family Forestland Technical Assistance	-	-	-	-	-	-	-	-	-
155 - Support State Geneticist position	-	-	-	-	-	-	-	-	-
156 - Service and Supplies for Stewardship Foresters	-	-	-	-	-	-	-	-	-
157 - Special Resource Site Rule Analysis Funding	-	-	-	-	-	-	-	-	-
180 - Procurement/ Purchase Order System	-	-	-	-	-	-	-	-	-
181 - Services & Supplies Shortfall	-	-	-	-	-	-	-	-	-
182 - Agency Administration Technical Adjustments	-	-	-	-	-	-	-	-	-
183 - Administrative Capacity	-	-	-	-	-	-	-	-	-
184 - IT Restructure	-	-	-	-	-	-	-	-	-
185 - ODF Federal Forest Restoration	-	-	-	-	-	-	-	-	-
<b>Subtotal Policy Packages</b>	-	-	<b>(367,170)</b>	<b>(324,245)</b>	<b>(42,925)</b>	-	-	-	-
<b>Total 2015-17 Leg Adopted Budget</b>	-	-	<b>7,006,688</b>	<b>2,596,453</b>	<b>2,481,960</b>	<b>1,928,275</b>	-	-	-
Percentage Change From 2013-15 Leg Approved Budget	-	-	-2.83%	-9.64%	-1.63%	6.28%	-	-	-
Percentage Change From 2015-17 Current Service Level	-	-	-4.98%	-11.10%	-1.70%	-	-	-	-

09/23/15  
12:17 PM

**Summary of 2015-17 Biennium Budget**

**Forestry, Dept of  
Capital Improvement  
2015-17 Biennium**

**Leg. Adopted Budget  
Cross Reference Number: 62900-088-00-00-00000**

<i>Description</i>	<i>Positions</i>	<i>Full-Time Equivalent (FTE)</i>	<i>ALL FUNDS</i>	<i>General Fund</i>	<i>Lottery Funds</i>	<i>Other Funds</i>	<i>Federal Funds</i>	<i>Nonlimited Other Funds</i>	<i>Nonlimited Federal Funds</i>
2013-15 Leg Adopted Budget	-	-	4,314,778	-	-	4,314,778	-	-	-
2013-15 Emergency Boards	-	-	-	-	-	-	-	-	-
<b>2013-15 Leg Approved Budget</b>	-	-	<b>4,314,778</b>	-	-	<b>4,314,778</b>	-	-	-
<b>2015-17 Base Budget Adjustments</b>									
Net Cost of Position Actions									
Administrative Biennialized E-Board, Phase-Out	-	-	-	-	-	-	-	-	-
Estimated Cost of Merit Increase	-	-	-	-	-	-	-	-	-
Base Debt Service Adjustment	-	-	-	-	-	-	-	-	-
Base Nonlimited Adjustment	-	-	-	-	-	-	-	-	-
Capital Construction	-	-	-	-	-	-	-	-	-
<b>Subtotal 2015-17 Base Budget</b>	-	-	<b>4,314,778</b>	-	-	<b>4,314,778</b>	-	-	-
020 - Phase In / Out Pgm & One-time Cost									
021 - Phase-in	-	-	-	-	-	-	-	-	-
022 - Phase-out Pgm & One-time Costs	-	-	-	-	-	-	-	-	-
<b>Subtotal</b>	-	-	-	-	-	-	-	-	-
030 - Inflation & Price List Adjustments									
Cost of Goods & Services Increase/(Decrease)	-	-	129,444	-	-	129,444	-	-	-
<b>Subtotal</b>	-	-	<b>129,444</b>	-	-	<b>129,444</b>	-	-	-
040 - Mandated Caseload									
040 - Mandated Caseload	-	-	-	-	-	-	-	-	-
050 - Fundshifts and Revenue Reductions									
050 - Fundshifts	-	-	-	-	-	-	-	-	-
060 - Technical Adjustments									

**Summary of 2015-17 Biennium Budget**

Forestry, Dept of  
Capital Improvement  
2015-17 Biennium

Leg. Adopted Budget  
Cross Reference Number: 62900-088-00-00-00000

<i>Description</i>	<i>Positions</i>	<i>Full-Time Equivalent (FTE)</i>	<i>ALL FUNDS</i>	<i>General Fund</i>	<i>Lottery Funds</i>	<i>Other Funds</i>	<i>Federal Funds</i>	<i>Nonlimited Other Funds</i>	<i>Nonlimited Federal Funds</i>
060 - Technical Adjustments	-	-	-	-	-	-	-	-	-
<b>Subtotal: 2015-17 Current Service Level</b>	-	-	4,444,222	-	-	4,444,222	-	-	-

**Summary of 2015-17 Biennium Budget**

**Forestry, Dept of  
Capital Improvement  
2015-17 Biennium**

**Leg. Adopted Budget  
Cross Reference Number: 62900-088-00-00-00000**

<i>Description</i>	<i>Positions</i>	<i>Full-Time Equivalent (FTE)</i>	<i>ALL FUNDS</i>	<i>General Fund</i>	<i>Lottery Funds</i>	<i>Other Funds</i>	<i>Federal Funds</i>	<i>Nonlimited Other Funds</i>	<i>Nonlimited Federal Funds</i>
<b>Subtotal: 2015-17 Current Service Level</b>	-	-	4,444,222	-	-	4,444,222	-	-	-
070 - Revenue Reductions/Shortfall									
070 - Revenue Shortfalls	-	-	-	-	-	-	-	-	-
<b>Modified 2015-17 Current Service Level</b>	-	-	4,444,222	-	-	4,444,222	-	-	-
080 - E-Boards									
080 - May 2014 E-Board	-	-	-	-	-	-	-	-	-
081 - September 2014 E-Board	-	-	-	-	-	-	-	-	-
<b>Subtotal Emergency Board Packages</b>	-	-	-	-	-	-	-	-	-
Policy Packages									
090 - Analyst Adjustments	-	-	-	-	-	-	-	-	-
502 - Working Forests and Farms	-	-	-	-	-	-	-	-	-
801 - LFO Analyst Adjustments	-	-	-	-	-	-	-	-	-
802 - Federal Grants for Gilchrist State Forest	-	-	-	-	-	-	-	-	-
811 - Updated Base Debt Service Adjustment	-	-	-	-	-	-	-	-	-
840 - SB 5507 End of Session	-	-	-	-	-	-	-	-	-
845 - SB 501 Program Change	-	-	-	-	-	-	-	-	-
850 - Substantive Bills	-	-	-	-	-	-	-	-	-
101 - State Forester's Office Building	-	-	-	-	-	-	-	-	-
110 - Fire Season Severity Program	-	-	-	-	-	-	-	-	-
113 - Non-limited Other Funds authority	-	-	-	-	-	-	-	-	-
116 - Enterprise business investments	-	-	-	-	-	-	-	-	-
118 - Position Authority - Protection GIS Position	-	-	-	-	-	-	-	-	-
119 - Rangeland Protection Associations Support	-	-	-	-	-	-	-	-	-

09/23/15  
12:17 PM



**Summary of 2015-17 Biennium Budget**

**Forestry, Dept of  
Capital Improvement  
2015-17 Biennium**

**Leg. Adopted Budget  
Cross Reference Number: 62900-088-00-00-00000**

<i>Description</i>	<i>Positions</i>	<i>Full-Time Equivalent (FTE)</i>	<i>ALL FUNDS</i>	<i>General Fund</i>	<i>Lottery Funds</i>	<i>Other Funds</i>	<i>Federal Funds</i>	<i>Nonlimited Other Funds</i>	<i>Nonlimited Federal Funds</i>
120 - Rangeland Wildfire Threat Reduction	-	-	-	-	-	-	-	-	-
131 - Recreation, Education & Interpretation	-	-	-	-	-	-	-	-	-
132 - Research and Monitoring	-	-	-	-	-	-	-	-	-
133 - South Fork Support	-	-	-	-	-	-	-	-	-
151 - Electronic Notification System Maintenance	-	-	-	-	-	-	-	-	-
152 - Leadership & Facilitation for Biomass Use	-	-	-	-	-	-	-	-	-
153 - Water Quality, Forest Roads FPA Effectiveness	-	-	-	-	-	-	-	-	-
154 - Family Forestland Technical Assistance	-	-	-	-	-	-	-	-	-
155 - Support State Geneticist position	-	-	-	-	-	-	-	-	-
156 - Service and Supplies for Stewardship Foresters	-	-	-	-	-	-	-	-	-
157 - Special Resource Site Rule Analysis Funding	-	-	-	-	-	-	-	-	-
180 - Procurement/ Purchase Order System	-	-	-	-	-	-	-	-	-
181 - Services & Supplies Shortfall	-	-	-	-	-	-	-	-	-
182 - Agency Administration Technical Adjustments	-	-	-	-	-	-	-	-	-
183 - Administrative Capacity	-	-	-	-	-	-	-	-	-
184 - IT Restructure	-	-	-	-	-	-	-	-	-
185 - ODF Federal Forest Restoration	-	-	-	-	-	-	-	-	-
<b>Subtotal Policy Packages</b>	-	-	-	-	-	-	-	-	-
<b>Total 2015-17 Leg Adopted Budget</b>	-	-	<b>4,444,222</b>	-	-	<b>4,444,222</b>	-	-	-

Percentage Change From 2013-15 Leg Approved Budget	-	-	3.00%	-	-	3.00%	-	-	-
Percentage Change From 2015-17 Current Service Level	-	-	-	-	-	-	-	-	-

09/23/15  
12:17 PM

**Summary of 2015-17 Biennium Budget**

**Forestry, Dept of  
Capital Construction  
2015-17 Biennium**

**Leg. Adopted Budget  
Cross Reference Number: 62900-089-00-00-00000**

<i>Description</i>	<i>Positions</i>	<i>Full-Time Equivalent (FTE)</i>	<i>ALL FUNDS</i>	<i>General Fund</i>	<i>Lottery Funds</i>	<i>Other Funds</i>	<i>Federal Funds</i>	<i>Nonlimited Other Funds</i>	<i>Nonlimited Federal Funds</i>
2013-15 Leg Adopted Budget	-	-	1,750,000	-	-	1,750,000	-	-	-
2013-15 Emergency Boards	-	-	-	-	-	-	-	-	-
<b>2013-15 Leg Approved Budget</b>	-	-	<b>1,750,000</b>	-	-	<b>1,750,000</b>	-	-	-
<b>2015-17 Base Budget Adjustments</b>									
Net Cost of Position Actions									
Administrative Biennialized E-Board, Phase-Out	-	-	-	-	-	-	-	-	-
Estimated Cost of Merit Increase	-	-	-	-	-	-	-	-	-
Base Debt Service Adjustment	-	-	-	-	-	-	-	-	-
Base Nonlimited Adjustment	-	-	-	-	-	-	-	-	-
Capital Construction	-	-	(1,750,000)	-	-	(1,750,000)	-	-	-
<b>Subtotal 2015-17 Base Budget</b>	-	-	-	-	-	-	-	-	-
020 - Phase In / Out Pgm & One-time Cost									
021 - Phase-in	-	-	-	-	-	-	-	-	-
022 - Phase-out Pgm & One-time Costs	-	-	-	-	-	-	-	-	-
<b>Subtotal</b>	-	-	-	-	-	-	-	-	-
030 - Inflation & Price List Adjustments									
Cost of Goods & Services Increase/(Decrease)	-	-	-	-	-	-	-	-	-
<b>Subtotal</b>	-	-	-	-	-	-	-	-	-
040 - Mandated Caseload									
040 - Mandated Caseload	-	-	-	-	-	-	-	-	-
050 - Fundshifts and Revenue Reductions									
050 - Fundshifts	-	-	-	-	-	-	-	-	-
060 - Technical Adjustments									

**Summary of 2015-17 Biennium Budget**

Forestry, Dept of  
Capital Construction  
2015-17 Biennium

Leg. Adopted Budget  
Cross Reference Number: 62900-089-00-00-00000

<i>Description</i>	<i>Positions</i>	<i>Full-Time Equivalent (FTE)</i>	<i>ALL FUNDS</i>	<i>General Fund</i>	<i>Lottery Funds</i>	<i>Other Funds</i>	<i>Federal Funds</i>	<i>Nonlimited Other Funds</i>	<i>Nonlimited Federal Funds</i>
060 - Technical Adjustments	-	-	-	-	-	-	-	-	-
<b>Subtotal: 2015-17 Current Service Level</b>	-	-	-	-	-	-	-	-	-

**Summary of 2015-17 Biennium Budget**

**Forestry, Dept of  
Capital Construction  
2015-17 Biennium**

**Leg. Adopted Budget  
Cross Reference Number: 62900-089-00-00-00000**

<i>Description</i>	<i>Positions</i>	<i>Full-Time Equivalent (FTE)</i>	<i>ALL FUNDS</i>	<i>General Fund</i>	<i>Lottery Funds</i>	<i>Other Funds</i>	<i>Federal Funds</i>	<i>Nonlimited Other Funds</i>	<i>Nonlimited Federal Funds</i>
<b>Subtotal: 2015-17 Current Service Level</b>	-	-	-	-	-	-	-	-	-
070 - Revenue Reductions/Shortfall									
070 - Revenue Shortfalls	-	-	-	-	-	-	-	-	-
<b>Modified 2015-17 Current Service Level</b>	-	-	-	-	-	-	-	-	-
080 - E-Boards									
080 - May 2014 E-Board	-	-	-	-	-	-	-	-	-
081 - September 2014 E-Board	-	-	-	-	-	-	-	-	-
<b>Subtotal Emergency Board Packages</b>	-	-	-	-	-	-	-	-	-
Policy Packages									
090 - Analyst Adjustments	-	-	-	-	-	-	-	-	-
502 - Working Forests and Farms	-	-	-	-	-	-	-	-	-
801 - LFO Analyst Adjustments	-	-	-	-	-	-	-	-	-
802 - Federal Grants for Gilchrist State Forest	-	-	-	-	-	-	-	-	-
811 - Updated Base Debt Service Adjustment	-	-	-	-	-	-	-	-	-
840 - SB 5507 End of Session	-	-	-	-	-	-	-	-	-
845 - SB 501 Program Change	-	-	-	-	-	-	-	-	-
850 - Substantive Bills	-	-	-	-	-	-	-	-	-
101 - State Forester's Office Building	-	-	-	-	-	-	-	-	-
110 - Fire Season Severity Program	-	-	-	-	-	-	-	-	-
113 - Non-limited Other Funds authority	-	-	-	-	-	-	-	-	-
116 - Enterprise business investments	-	-	-	-	-	-	-	-	-
118 - Position Authority - Protection GIS Position	-	-	-	-	-	-	-	-	-
119 - Rangeland Protection Associations Support	-	-	-	-	-	-	-	-	-

09/23/15  
12:17 PM

**Summary of 2015-17 Biennium Budget**

**Forestry, Dept of  
Capital Construction  
2015-17 Biennium**

**Leg. Adopted Budget  
Cross Reference Number: 62900-089-00-00-00000**

<i>Description</i>	<i>Positions</i>	<i>Full-Time Equivalent (FTE)</i>	<i>ALL FUNDS</i>	<i>General Fund</i>	<i>Lottery Funds</i>	<i>Other Funds</i>	<i>Federal Funds</i>	<i>Nonlimited Other Funds</i>	<i>Nonlimited Federal Funds</i>
120 - Rangeland Wildfire Threat Reduction	-	-	-	-	-	-	-	-	-
131 - Recreation, Education & Interpretation	-	-	-	-	-	-	-	-	-
132 - Research and Monitoring	-	-	-	-	-	-	-	-	-
133 - South Fork Support	-	-	-	-	-	-	-	-	-
151 - Electronic Notification System Maintenance	-	-	-	-	-	-	-	-	-
152 - Leadership & Facilitation for Biomass Use	-	-	-	-	-	-	-	-	-
153 - Water Quality, Forest Roads FPA Effectiveness	-	-	-	-	-	-	-	-	-
154 - Family Forestland Technical Assistance	-	-	-	-	-	-	-	-	-
155 - Support State Geneticist position	-	-	-	-	-	-	-	-	-
156 - Service and Supplies for Stewardship Foresters	-	-	-	-	-	-	-	-	-
157 - Special Resource Site Rule Analysis Funding	-	-	-	-	-	-	-	-	-
180 - Procurement/ Purchase Order System	-	-	-	-	-	-	-	-	-
181 - Services & Supplies Shortfall	-	-	-	-	-	-	-	-	-
182 - Agency Administration Technical Adjustments	-	-	-	-	-	-	-	-	-
183 - Administrative Capacity	-	-	-	-	-	-	-	-	-
184 - IT Restructure	-	-	-	-	-	-	-	-	-
185 - ODF Federal Forest Restoration	-	-	-	-	-	-	-	-	-
<b>Subtotal Policy Packages</b>	-	-	-	-	-	-	-	-	-
<b>Total 2015-17 Leg Adopted Budget</b>	-	-	-	-	-	-	-	-	-
Percentage Change From 2013-15 Leg Approved Budget	-	-	-100.00%	-	-	-100.00%	-	-	-
Percentage Change From 2015-17 Current Service Level	-	-	-	-	-	-	-	-	-

09/23/15  
12:17 PM

Agency Request

Governor's Budget

Legislatively Adopted

Budget Page C-137

**Budget Narrative**

---

This Page Left Intentionally Blank

Summary Cross Reference Number	Cross Reference Description	2011-13 Actuals	2013-15 Leg Adopted Budget	2013-15 Leg Approved Budget	2015-17 Agency Request Budget	2015-17 Governor's Budget	2015-17 Leg Adopted Budget
<b>008-00-00-00000</b>	<b>Agency Administration</b>						
	General Fund	160,694	196,000	196,000	-	300,000	400,000
	Lottery Funds	-	2,885,000	2,885,000	6,550,000	6,050,000	5,000,000
	Other Funds	21,426,506	25,295,275	25,874,848	34,129,912	33,700,102	30,225,068
	Federal Funds	1,345,987	2,119,979	2,176,660	1,908,377	1,907,617	1,908,250
	All Funds	22,933,187	30,496,254	31,132,508	42,588,289	41,957,719	37,533,318
<b>010-00-00-00000</b>	<b>Fire Protection</b>						
	General Fund	39,412,413	37,447,898	80,482,950	49,432,080	44,095,411	43,826,828
	Other Funds	62,179,259	63,319,355	188,515,589	86,635,632	76,191,477	66,214,401
	Federal Funds	13,922,512	15,718,166	15,823,821	16,188,993	16,168,772	16,247,353
	All Funds	115,514,184	116,485,419	284,822,360	152,256,705	136,455,660	126,288,582
<b>020-00-00-00000</b>	<b>Equipment Pool</b>						
	Other Funds	13,899,438	15,278,463	15,427,629	15,816,835	15,810,747	15,812,911
<b>030-00-00-00000</b>	<b>State Forests</b>						
	General Fund	-	-	-	7,951,932	2,800,000	-
	Other Funds	65,575,231	89,119,478	90,437,663	89,985,655	88,630,863	90,151,257
	Federal Funds	628,095	3,839,682	3,846,034	864,874	864,874	3,864,874
	All Funds	66,203,326	92,959,160	94,283,697	98,802,461	92,295,737	94,016,131

Agencywide Program Unit Summary  
2015-17 Biennium

Version: Z - 01 - Leg. Adopted Budget

Summary Cross Reference Number	Cross Reference Description	2011-13 Actuals	2013-15 Leg Adopted Budget	2013-15 Leg Approved Budget	2015-17 Agency Request Budget	2015-17 Governor's Budget	2015-17 Leg Adopted Budget
<b>050-00-00-00000</b>	<b>Private Forests</b>						
	General Fund	11,396,978	13,919,776	14,284,065	21,695,242	18,241,754	16,591,410
	Other Funds	6,203,370	9,645,993	9,831,971	12,184,843	11,061,195	10,725,442
	Federal Funds	8,630,092	12,175,184	12,261,652	12,456,357	12,737,435	12,738,217
	All Funds	26,230,440	35,740,953	36,377,688	46,336,442	42,040,384	40,055,069
<b>070-00-00-00000</b>	<b>Nursery</b>						
	Other Funds	63,889	-	-	-	-	-
<b>080-00-00-00000</b>	<b>Facilities Maintenance &amp; Management</b>						
	Other Funds	2,346,289	5,119,522	5,119,694	5,233,069	5,233,033	5,233,001
<b>085-00-00-00000</b>	<b>Debt Service</b>						
	General Fund	2,890,592	2,873,589	2,873,589	3,477,339	3,397,091	2,596,453
	Lottery Funds	2,437,861	2,523,132	2,523,132	2,524,885	2,524,885	2,481,960
	Other Funds	1,665,508	1,814,322	1,814,322	2,776,315	2,856,563	1,928,275
	All Funds	6,993,961	7,211,043	7,211,043	8,778,539	8,778,539	7,006,688
<b>088-00-00-00000</b>	<b>Capital Improvement</b>						
	Other Funds	1,210,120	4,314,778	4,314,778	4,444,222	4,444,222	4,444,222
<b>089-00-00-00000</b>	<b>Capital Construction</b>						
	Other Funds	-	1,750,000	1,750,000	7,000,000	7,000,000	-



<i>Summary Cross Reference Number</i>	<i>Cross Reference Description</i>	<i>2011-13 Actuals</i>	<i>2013-15 Leg Adopted Budget</i>	<i>2013-15 Leg Approved Budget</i>	<i>2015-17 Agency Request Budget</i>	<i>2015-17 Governor's Budget</i>	<i>2015-17 Leg Adopted Budget</i>
---	------------------------------------	----------------------------	---	--	--	--	---

**TOTAL AGENCY**

General Fund	53,860,677	54,437,263	97,836,604	82,556,593	68,834,256	63,414,691
Lottery Funds	2,437,861	5,408,132	5,408,132	9,074,885	8,574,885	7,481,960
Other Funds	174,569,610	215,657,186	343,086,494	258,206,483	244,928,202	224,734,577
Federal Funds	24,526,686	33,853,011	34,108,167	31,418,601	31,678,698	34,758,694
All Funds	255,394,834	309,355,592	480,439,397	381,256,562	354,016,041	330,389,922

**Budget Narrative**

---

This Page Left Intentionally Blank

**PROGRAM PRIORITIZATION FOR 2015-17**

Department of Forestry																			Agency Number: 62900		
2015 - 2017 Biennium																					
Department-Wide Priorities for 2015-17 Biennium																					
1	2	3	4	5	6	7	8	9	10	11	12	14	15	16	17	18	19	20	21	22	
Priority (ranked with highest priority first)	Dept. Initials	Program or Activity Initials	Program Unit/Activity Description	Identify Key Performance Measure(s)	Primary Purpose Program-Activity Code	GF	LF	OF	NL-OF	FF	TOTAL FUNDS	Pos.	FTE	New or Enhanced Program (Y/N)	Included as Reduction Option (Y/N)	Legal Req. Code (C, D, FM, FO, S)	Legal Citation	Explain What is Mandatory (for C, FM, and FO Only)	Comments on Proposed Changes to CSL included in Legislatively Adopted Budget		
Dept	Prgm/Div																				
1	1	ODF	FP	Fire Prevention & Suppression	11, 12	8	\$43,826,828	\$55,682,994	\$0	\$0	\$ 99,509,822	588	314.01	N	Y	N/A	809, 837	N/A	Pkg 119: \$258,554 GF, Pos 1, FTE 1.50; POP 120: \$500,000 GF; POP 181: \$214,498 GF; POP 182: \$124,057 GF; POP 184: \$11,080 GF; POP 840: \$489,914 GF; POP 850: \$400,000 LF		
2	2	ODF	FP	Emergency Fire Suppression	11, 12	8	\$0	\$0	\$0	\$0	\$ 540,628	2	1.5	N	N	N/A	809, 837	N/A	None		
3	1	ODF	PF	Forest Insect & Disease Management	13	9	\$1,256,944	\$0	\$0	\$0	\$ 1,256,944	6	4.57	N	Y	N/A	713, 714 809, 837	N/A	None		
4	2	ODF	PF	Forest Practices Act Administration	3, 7	9	\$14,527,825	\$8,466,565	\$0	\$0	\$ 22,994,390	86	85.91	N	Y	N/A	713, 714 809, 837	N/A	POP 181: \$88,238 GF; POP 840: \$88,919 GF, Pos 1, FTE 1.00; POP 181: \$54,619 GF, Pos 0, FTE 0.00; POP 182: \$31,589 GF Pos 0, FTE 0.00; POP 184: \$2,821 GF Pos 0, FTE 0.00 POP 840: (\$88,919) GF, (\$5,320) OF, Pos 0, FTE 0.00		
5	3	ODF	FP	Smoke Management Plan Admin	6, 11, 12	9	\$0	\$1,059,232	\$0	\$0	\$ 1,059,232	4	3.39	N	N	FO	809, 837	N/A	POP 182: (\$124,257) OF, Pos (1), FTE (0.71)		
6	1	ODF	SF	Management of Common School Lands	1, 5, 9, 10 & 13	7	\$0	\$7,257,408	\$0	\$0	\$ 7,257,408	15	23.71	N	N	C	808, 809 837	N/A	POP 801: (\$30,030) OF, Pos 0, FTE (0.17)		
7	2	ODF	SF	Management of Board of Forestry Lands	5, 9, 10 & 13	6	\$0	\$80,963,334	\$0	\$3,864,874	\$ 84,828,208	226	202.44	N	N	N/A	808, 809 837	N/A	POP 801: (\$1,965,741) OF, Pos (9), FTE (8.48); POP 802: \$3,000,000 FF, Pos 0, FTE 0.00; POP 840: (\$32,260) OF, Pos 0, FTE (0.00)		
8	3	ODF	PF	Urban & Community Forestry Assistance	4	2	\$0	\$0	\$285,295	\$0	\$ 285,295	0	0.00	N	Y	N/A	713, 714 809, 837	N/A	None		
9	3	ODF	PF	Oregon Plan for Salmon & Watersheds	3, 9	9	\$806,641	\$0	\$0	\$0	\$ 806,641	0	1.33	N	Y	N/A	713, 714 809, 837	N/A	None		
10	4	ODF	FP	Slash Hazard Abatement	11, 14	9	\$0	\$1,128,434	\$0	\$0	\$ 1,128,434	11	4.64	N	N	N/A	809, 837	N/A	None		
11	5	ODF	FP	Cooperative Fire Protection	11, 12	8	\$0	\$7,381,205	\$0	\$0	\$ 7,381,205	61	42.13	N	N	N/A	809, 837	N/A	None		
12	6	ODF	FP	National Fire Plan	11, 12, 14	8	\$0	\$0	\$0	\$16,247,353	\$ 16,247,353	22	26.56	N	N	N/A	809, 837	N/A	POP 119: (\$91,199) FF, Pos 0, FTE (0.50); POP 840: (\$32,839) FF, Pos 0, FTE 0.00		
13	4	ODF	PF	Cooperative Forestry Partnerships	1, 7	9	\$0	\$268,641	\$0	\$0	\$ 268,641	0	0.04	N	Y	N/A	713, 714 809, 837	N/A	None		
14	5	ODF	PF	Technical Services to Landowners	3, 7	9	\$0	\$0	\$0	\$12,738,217	\$ 12,738,217	21	18.56	N	Y	N/A	713, 714 809, 837	N/A	POP 840: (\$1,605) FF, Pos 0, FTE (0.00)		
15	3	ODF	SF	Forest Seed Orchard Operations	1	6	\$0	\$1,930,515	\$0	\$0	\$ 1,930,515	17	6.93	N	N	N/A	808, 809 837	N/A	None		
16	6	ODF	PF	Forest Resource Trust Administration	1	9	\$0	\$1,704,941	\$0	\$0	\$ 1,704,941	2	2.02	N	Y	N/A	713, 714 809, 837	N/A	None		
17	7	ODF	FP	Extraordinary Fire Costs	11, 12	8	\$0	\$0	\$0	\$0	\$ 421,809	6	3.05	N	N	N/A	809, 837	N/A	None		
N/A	N/A	ODF	ADMN	Exec Admin, HR, Business Services, Facilities, Procurement, IT, Agency Affairs, Resource Planning, State Government Service Changes	1 & 2	4	\$400,000	\$5,000,000	\$30,225,068	\$0	\$1,908,250	\$ 37,533,318	101	105.02	N	Y	N/A	713, 733, 809, 837, 811	N/A	Pkg 181: \$580,000 OF; POP 182: \$335,448 OF; (\$219,267) FF, Pos 1, FTE 0.71; POP 184: \$29,962 OF; POP 185: \$5,000,000 LF, Pos 4, FTE 7.64; POP 840: (\$868,110) OF; (\$127) FF; POP 850: \$400,000 LF	
N/A	N/A	ODF	ADMN	Cooperative Administrative Functions	1	4	\$0	\$0	\$0	\$0	\$ 0	0	0	N	N	N/A	0	N/A	None		
N/A	N/A	ODF	EQP	Motor Pool Operations	N/A	4	\$0	\$11,799,802	\$0	\$0	\$ 11,799,802	17	17.73	N	N	N/A	526,143 - 526,152	N/A	None		
N/A	N/A	ODF	EQP	Radio Communications Operations	N/A	4	\$0	\$4,013,109	\$0	\$0	\$ 4,013,109	12	12	N	N	N/A	526,143 - 526,152	N/A	None		
N/A	N/A	ODF	CC	Capital Construction Projects	N/A	4	\$0	\$0	\$0	\$0	\$ 0	0	0	Y	N	N/A	809, 837	N/A	None		
N/A	N/A	ODF	CI	Capital Improvement Projects	N/A	4	\$0	\$4,444,222	\$0	\$0	\$ 4,444,222	0	0	N	N	N/A	809, 837	N/A	None		
N/A	N/A	ODF	DEBT	Debt Service on Capital Projects	N/A	4	\$2,596,453	\$2,481,960	\$1,928,275	\$0	\$ 7,006,688	0	0	N	N	D	283,088 - 283,092	N/A	POP 811: (\$42,925) LF; POP 840: (\$324,245) OF		
N/A	N/A	ODF	DEBT	Debt Cost of Issuance	N/A	4	\$0	\$0	\$0	\$0	\$ 0	0	0	N	N	D	286A,025 - 286A,035	N/A	None		
N/A	N/A	ODF	FAC	Facilities Management & Maintenance	N/A	4	\$0	\$5,233,001	\$0	\$0	\$ 5,233,001	0	0	N	N	N/A	291,216 - 809, 837	N/A	POP 840: (\$68) OF, Pos 0, FTE (0.00)		
						\$63,414,691	\$7,481,960	\$224,734,577	\$0	\$34,758,694	\$ 330,389,922	1,197	875.54								

**7. Primary Purpose Program/Activity Exists**

- 1 Civil Justice
- 2 Community Development
- 3 Consumer Protection
- 4 Administrative Function
- 5 Criminal Justice
- 6 Economic Development
- 7 Education & Skill Development
- 8 Emergency Services
- 9 Environmental Protection
- 10 Public Health
- 11 Recreation, Heritage, or Cultural
- 12 Social Support

**19. Legal Requirement Code**

- C Constitutional
- D Debt Service
- FM Federal - Mandatory
- FO Federal - Optional (once you choose to participate, certain requirements exist)
- S Statutory

Prioritize each program activity for the Department as a whole

\_\_\_ Agency Request

\_\_\_ Governor's Budget

X  Legislatively Adopted

Budget Page C-143

PROGRAM PRIORITIZATION FOR 2015-17

Department of Forestry																							
2015 - 2017 Biennium																			Agency Number:			62900	
Agency Administration																							
Department-Wide Priorities for 2015-17 Biennium																							
1	2	3	4	5	6	7	8	9	10	12	14	15	16	17	18	19	20	21	22				
Priority (ranked with highest priority first)	Dept. Initials	Program or Activity Initials	Program Unit/Activity Description	Identify Key Performance Measure(s)	Primary Purpose Program-Activity Code	GF	LF	OF	FF	TOTAL FUNDS	Pos.	FTE	New or Enhanced Program (Y/N)	Included as Reduction Option (Y/N)	Legal Req. Code (C, D, FM, FO, S)	Legal Citation	Explain What is Mandatory (for C, FM, and FO Only)	Comments on Proposed Changes to CSL included in the Legislatively Adopted Budget					
Dept	Prgm/Div																						
N/A	N/A	ODF	ADMN	Exec Admin, HR, Business Services, Facilities, Procurement, IT, Agency Affairs, Resource Planning, State Government Service Charges	1 & 2	4	400,000	5,000,000	30,225,068	1,908,250	\$ 37,533,318	101	105.02	N	Y	N/A	713, 733, 809, 837, 811	N/A	Pkg 181: \$580,000 OF; POP 182: \$335,449 OF, (\$219,267) FF, Pos 1, FTE 0.71; POP 184: \$29,962 OF; POP 185: \$5,000,000 LF, Pos 4, FTE 7.64; POP 840: (\$869,110) OF, (\$127) FF; POP 850: \$400,000 LF				
N/A	N/A	ODF	ADMN	Cooperative Administrative Functions	1	4	0	0	0	0	\$ -	0	0.00	N	N	N/A		N/A	None				
							400,000	5,000,000	30,225,068	1,908,250	\$ 37,533,318	101	105.02										

7. Primary Purpose Program/Activity Exists

- 1 Civil Justice
- 2 Community Development
- 3 Consumer Protection
- 4 Administrative Function
- 5 Criminal Justice
- 6 Economic Development
- 7 Education & Skill Development
- 8 Emergency Services
- 9 Environmental Protection
- 10 Public Health
- 11 Recreation, Heritage, or Cultural
- 12 Social Support

19. Legal Requirement Code

- C Constitutional
- D Debt Service
- FM Federal - Mandatory
- FO Federal - Optional (once you choose to participate, certain requirements exist)
- S Statutory

Within each Program/Division area, prioritize each Budget Program Unit (Activities) by detail budget level in ORBITS

Department of Forestry																					
2015 - 2017 Biennium																					
																		Agency Number:		62900	
Fire Protection																					
Department-Wide Priorities for 2015-17 Biennium																					
1	2	3	4	5	6	7	8	10	11	12	14	15	16	17	18	19	20	21	22		
Priority (ranked with highest priority first)	Dept. Initials	Program or Activity Initials	Program Unit/Activity Description	Identify Key Performance Measure(s)	Primary Purpose Program- Activity Code	GF	OF	NL-OF	FF	TOTAL FUNDS	Pos.	FTE	New or Enhanced Program (Y/N)	Included as Reduction Option (Y/N)	Legal Req. Code (C, D, FM, FO, S)	Legal Citation	Explain What is Mandatory (for C, FM, and FO Only)	Comments on Proposed Changes to CSL included in the Legislatively Adopted Budget			
Dept	Prgm/ Div																				
1	1	ODF	FP	Fire Prevention & Suppression	11, 12	8	43,826,828	55,682,994	0	0	\$ 99,509,822	588	314.01	N	Y	N/A	809, 837	N/A	Pkg 119: \$258,554 GF, Pos 1, FTE 1.50; POP 120: \$500,000 GF; POP 181: \$214,498 GF; POP 182: \$124,057 GF; POP 184: \$11,080 GF; POP 840: \$489,914 GF, (\$11,196) OF.		
2	2	ODF	FP	Emergency Fire Suppression	11, 12	8	0	540,628	0	0	\$ 540,628	2	1.50	N	N	N/A	809, 837	N/A	None		
5	3	ODF	FP	Smoke Management Plan Admin	6, 11, 12	9	0	1,059,232	0	0	\$ 1,059,232	4	3.39	N	N	FO	809, 837	N/A	POP 182: (\$124,257) OF, Pos (1), FTE (0.71)		
10	4	ODF	FP	Slash Hazard Abatement	11, 14	9	0	1,128,434	0	0	\$ 1,128,434	11	4.64	N	N	N/A	809, 837	N/A	None		
11	5	ODF	FP	Cooperative Fire Protection	11, 12	8	0	7,381,205	0	0	\$ 7,381,205	61	42.13	N	N	N/A	809, 837	N/A	None		
12	6	ODF	FP	National Fire Plan	11, 12, 14	8	0	0	16,247,353	0	\$ 16,247,353	22	26.56	N	N	N/A	809, 837	N/A	POP 119: (\$91,199) FF, Pos 0, FTE (0.50); POP 840: (\$32,839) FF, Pos 0, FTE 0.00.		
17	7	ODF	FP	Extraordinary Fire Costs	11, 12	8	0	421,908	0	0	\$ 421,908	6	3.05	N	N	N/A	809, 837	N/A	None		
							43,826,828	66,214,401	-	16,247,353	\$ 126,288,582	694	395.28								

**7. Primary Purpose Program/Activity Exists**

- 1 Civil Justice
- 2 Community Development
- 3 Consumer Protection
- 4 Administrative Function
- 5 Criminal Justice
- 6 Economic Development
- 7 Education & Skill Development
- 8 Emergency Services
- 9 Environmental Protection
- 10 Public Health
- 11 Recreation, Heritage, or Cultural
- 12 Social Support

**19. Legal Requirement Code**

- C Constitutional
- D Debt Service
- FM Federal - Mandatory
- FO Federal - Optional (once you choose to participate, certain requirements exist)
- S Statutory

Within each Program/Division area, prioritize each Budget Program Unit (Activities) by detail budget level in ORBITS

PROGRAM PRIORITIZATION FOR 2015-17

Department of Forestry																					
2015 - 2017 Biennium																			Agency Number: 62900		
Equipment Pool																					
Department-Wide Priorities for 2015-17 Biennium																					
1	2	3	4	5	6	7	8	10	11	12	14	15	16	17	18	19	20	21	22		
Priority (ranked with highest priority first)	Dept. Initials	Program or Activity Initials	Program Unit/Activity Description	Identify Key Performance Measure(s)	Primary Purpose Program- Activity Code	GF	OF	NL-OF	FF	TOTAL FUNDS	Pos.	FTE	New or Enhanced Program (Y/N)	Included as Reduction Option (Y/N)	Legal Req. Code (C, D, FM, FO, S)	Legal Citation	Explain What is Mandatory (for C, FM, and FO Only)	Comments on Proposed Changes to CSL Included in the Legislatively Adopted Budget			
Dept	Prgm/ Div																				
N/A	N/A	ODF	EQP	Motor Pool Operations	N/A	4	0	11,799,802	0	0	\$ 11,799,802	17	17.73	N	N	N/A	809, 837	N/A	POP 840: (\$3,924) OF, Pos 0, FTE 0.00.		
N/A	N/A	ODF	EQP	Radio Communications Operations	N/A	4	0	4,013,109	0	0	\$ 4,013,109	12	12.00	N	N	N/A	809, 837	N/A	None		
											\$ -										
											\$ 15,812,911	29	29.73								

7. Primary Purpose Program/Activity Exists

- 1 Civil Justice
- 2 Community Development
- 3 Consumer Protection
- 4 Administrative Function
- 5 Criminal Justice
- 6 Economic Development
- 7 Education & Skill Development
- 8 Emergency Services
- 9 Environmental Protection
- 10 Public Health
- 11 Recreation, Heritage, or Cultural
- 12 Social Support

19. Legal Requirement Code

- C Constitutional
- D Debt Service
- FM Federal - Mandatory
- FO Federal - Optional (once you choose to participate, certain requirements exist)
- S Statutory

Within each Program/Division area, prioritize each Budget Program Unit (Activities) by detail budget level in ORBITS

Administrative function only, not prioritized.

PROGRAM PRIORITIZATION FOR 2015-17

Department of Forestry																			Agency Number: 62900		
2015 - 2017 Biennium																			State Forest Lands		
Department-Wide Priorities for 2015-17 Biennium																					
1	2	3	4	5	6	7	8	10	11	12	14	15	16	17	18	19	20	21	22		
Priority (ranked with highest priority first)	Dept. Initials	Program or Activity Initials	Program Unit/Activity Description	Identify Key Performance Measure(s)	Primary Purpose Program- Activity Code	GF	OF	NL-OF	FF	TOTAL FUNDS	Pos.	FTE	New or Enhanced Program (Y/N)	Included as Reduction Option (Y/N)	Legal Req. Code (C, D, FM, FO, S)	Legal Citation	Explain What is Mandatory (for C, FM, and FO Only)	Comments on Proposed Changes to CSL included in the Legislatively Adopted Budget			
Dept	Prgm/ Div																				
6	1	ODF	SF	Management of Common School Lands	1, 5, 9, 10 & 13	7	0	7,257,408	0	0	\$ 7,257,408	15	23.71	N	N	C	808, 809 837	N/A	POP 801:(\$30,030) OF, Pos 0, FTE (0.17)		
7	2	ODF	SF	Management of Board of Forestry Lands	5, 9, 10 & 13	6	0	80,963,334	0	3,864,874	\$ 84,828,208	226	202.44	N	N	N/A	808, 809 837	N/A	POP 801: (\$1,965,141) OF, Pos (9), FTE (8.49); POP 802: \$3,000,000 FF, Pos 0, FTE 0.00; POP 840: (\$32,260) OF, Pos 0, FTE (0.00)		
15	3	ODF	SF	Forest Seed Orchard Operations	1	6	0	1,930,515	0	0	\$ 1,930,515	17	6.93	N	N	N/A	808, 809 837	N/A	None		
							-	90,151,257	-	3,864,874	\$ 94,016,131	258	233.08								

7. Primary Purpose Program/Activity Exists

- 1 Civil Justice
- 2 Community Development
- 3 Consumer Protection
- 4 Administrative Function
- 5 Criminal Justice
- 6 Economic Development
- 7 Education & Skill Development
- 8 Emergency Services
- 9 Environmental Protection
- 10 Public Health
- 11 Recreation, Heritage, or Cultural
- 12 Social Support

19. Legal Requirement Code

- C Constitutional
- D Debt Service
- FM Federal - Mandatory
- FO Federal - Optional (once you choose to participate, certain requirements exist)
- S Statutory

Within each Program/Division area, prioritize each Budget Program Unit (Activities) by detail budget level in ORBITS

Department of Forestry																						
2015 - 2017 Biennium																			Agency Number:		62900	
Private Forests																						
Department-Wide Priorities for 2015-17 Biennium																						
1	2	3	4	5	6	7	8	10	11	12	14	15	16	17	18	19	20	21	22			
Priority (ranked with highest priority first)	Dept. Initials	Program or Activity Initials	Program Unit/Activity Description	Identify Key Performance Measure(s)	Primary Purpose Program-Activity Code	GF	OF	NL-OF	FF	TOTAL FUNDS	Pos.	FTE	New or Enhanced Program (Y/N)	Included as Reduction Option (Y/N)	Legal Req. Code (C, D, FM, FO, S)	Legal Citation	What is Mandatory (for C, FM, and FO Only)	Comments on Proposed Changes to CSL included in the Legislatively Adopted Budget				
Dept	Prgm/Div																					
3	1	ODF	PF	Forest Insect & Disease Management	13	9	1,256,944	0	0	0	\$ 1,256,944	6	4.57	N	Y	N/A	713,714 809,837	N/A	None			
4	2	ODF	PF	Forest Practices Act Administration	3, 7	9	14,527,825	8,466,565	0	0	\$ 22,994,390	86	85.91	N	Y	N/A	713,714 809,837	N/A	POP 151: \$838,438 GF, \$558,960 OF, Pos 1, FTE 1.00; POP 181: \$54,619 GF, Pos 0, FTE 0.00; POP 182: \$31,589 GF Pos 0, FTE 0.00; POP 184: \$2,821 GF Pos 0, FTE 0.00 POP 840: (\$88,919) GF, (\$5,320) OF, Pos 0, FTE 0.00			
8	3	ODF	PF	Urban & Community Forestry Assistance	4	2	0	285,295	0	0	\$ 285,295	0	0.00	N	Y	N/A	713,714 809,837	N/A	None			
9	4	ODF	PF	Oregon Plan for Salmon & Watersheds	3, 9	9	806,641	0	0	0	\$ 806,641	0	1.33	N	Y	N/A	713,714 809,837	N/A	None			
13	5	ODF	PF	Cooperative Forestry Partnerships	1, 7	9	0	268,641	0	0	\$ 268,641	0	0.04	N	Y	N/A	713,714 809,837	N/A	None			
14	6	ODF	PF	Technical Services to Landowners	3, 7	9	0	0	0	12,738,217	\$ 12,738,217	21	18.56	N	Y	N/A	713,714 809,837	N/A	POP 840: (\$1,605) FF, Pos 0, FTE (0.00)			
16	7	ODF	PF	Forest Resource Trust Administration	1	9	0	1,704,941	0	0	\$ 1,704,941	2	2.02	N	Y	N/A	713,714 809,837	N/A	None			
							16,591,410	10,725,442	-	12,738,217	\$ 40,055,069	115	112.43									

**7. Primary Purpose Program/Activity Exists**

- 1 Civil Justice
- 2 Community Development
- 3 Consumer Protection
- 4 Administrative Function
- 5 Criminal Justice
- 6 Economic Development
- 7 Education & Skill Development
- 8 Emergency Services
- 9 Environmental Protection
- 10 Public Health
- 11 Recreation, Heritage, or Cultural
- 12 Social Support

**19. Legal Requirement Code**

- C Constitutional
- D Debt Service
- FM Federal - Mandatory
- FO Federal - Optional (once you choose to participate, certain requirements exist)
- S Statutory

Within each Program/Division area, prioritize each Budget Program Unit (Activities) by detail budget level in ORBITS



PROGRAM PRIORITIZATION FOR 2015-17

Department of Forestry																					
2015 - 2017 Biennium																			Agency Number: 62900		
Facilities Maintenance & Development																					
Department-Wide Priorities for 2015-17 Biennium																					
1	2	3	4	5	6	7	8	10	11	12	14	15	16	17	18	19	20	21	22		
Priority (ranked with highest priority first)	Dept. Initials	Program or Activity Initials	Program Unit/Activity Description	Identify Key Performance Measure(s)	Primary Purpose Program-Activity Code	GF	OF	NL-OF	FF	TOTAL FUNDS	Pos.	FTE	New or Enhanced Program (Y/N)	Included as Reduction Option (Y/N)	Legal Req. Code (C, D, FM, FO, S)	Legal Citation	Explain What is Mandatory (for C, FM, and FO Only)	Comments on Proposed Changes to CSL included in the Legislatively Adopted Budget			
Dept	Prgm/Div																				
N/A	N/A	ODF	FAC	Facilities Management & Maintenance	N/A	4	0	5,233,001	0	0	\$ 5,233,001	0	0.00	N	N	N/A	809, 837	N/A	POP 840: (\$68) OF, Pos 0, FTE (0.00)		
										\$ -											
								5,233,001			\$ 5,233,001	0	0.00								

7. Primary Purpose Program/Activity Exists

- 1 Civil Justice
- 2 Community Development
- 3 Consumer Protection
- 4 Administrative Function
- 5 Criminal Justice
- 6 Economic Development
- 7 Education & Skill Development
- 8 Emergency Services
- 9 Environmental Protection
- 10 Public Health
- 11 Recreation, Heritage, or Cultural
- 12 Social Support

19. Legal Requirement Code

- C Constitutional
- D Debt Service
- FM Federal - Mandatory
- FO Federal - Optional (once you choose to participate, certain requirements exist)
- S Statutory

Within each Program/Division area, prioritize each Budget Program Unit (Activities) by detail budget level in ORBITS

PROGRAM PRIORITIZATION FOR 2015-17

Department of Forestry																			Agency Number: 62900		
2015 - 2017 Biennium																					
Debt Service																					
Department-Wide Priorities for 2015-17 Biennium																					
1	2	3	4	5	6	7	8	9	10	11	12	14	15	16	17	18	19	20	21	22	
Priority (ranked with highest priority first)	Dept. Initials	Program or Activity Initials	Program Unit/Activity Description	Identify Key Performance Measure(s)	Primary Purpose Program-Activity Code	GF	LF	OF	NL-OF	FF	TOTAL FUNDS	Pos.	FTE	New or Enhanced Program (Y/N)	Included as Reduction Option (Y/N)	Legal Req. Code (C, D, FM, FO, S)	Legal Citation	Explain What is Mandatory (for C, FM, and FO Only)	Comments on Proposed Changes to CSL included in the Legislatively Adopted Budget		
Dept	Prgm/Div																				
N/A	N/A	ODF	DEBT	Debt Service on Capital Projects	N/A	4	2,596,453	2,481,960	1,928,275	0	0	\$ 7,006,688	0	0.00	N	N	D	809, 837	N/A	POP 811: (\$42,925) LF; POP 840: (\$324,245) GF	
N/A	N/A	ODF	DEBT	Debt Cost of Issuance	N/A	4	0	0	0	0	0	\$ -	0	0.00	N	N	D	809, 837	N/A	None	
							2,596,453	2,481,960	1,928,275	-	-	\$ 7,006,688	0	0.00							

7. Primary Purpose Program/Activity Exists

- 1 Civil Justice
- 2 Community Development
- 3 Consumer Protection
- 4 Administrative Function
- 5 Criminal Justice
- 6 Economic Development
- 7 Education & Skill Development
- 8 Emergency Services
- 9 Environmental Protection
- 10 Public Health
- 11 Recreation, Heritage, or Cultural
- 12 Social Support

19. Legal Requirement Code

- C Constitutional
- D Debt Service
- FM Federal - Mandatory
- FO Federal - Optional (once you choose to participate, certain requirements exist)
- S Statutory

Within each Program/Division area, prioritize each Budget Program Unit (Activities) by detail budget level in ORBITS

PROGRAM PRIORITIZATION FOR 2015-17

Department of Forestry																					
2015 - 2017 Biennium																			Agency Number: 62900		
Capital Improvements																					
Department-Wide Priorities for 2015-17 Biennium																					
1	2	3	4	5	6	7	8	10	11	12	14	15	16	17	18	19	20	21	22		
Priority (ranked with highest priority first)	Dept. Initials	Program or Activity Initials	Program Unit/Activity Description	Identify Key Performance Measure(s)	Primary Purpose Program- Activity Code	GF	OF	NL-OF	FF	TOTAL FUNDS	Pos.	FTE	New or Enhanced Program (Y/N)	Included as Reduction Option (Y/N)	Legal Req. Code (C, D, FM, FO, S)	Legal Citation	Explain What is Mandatory (for C, FM, and FO Only)	Comments on Proposed Changes to CSL included in the Legislatively Adopted Budget			
Dept	Prgm/ Div																				
N/A	N/A	ODF	CI	Capital Improvement Projects	N/A	4	0	4,444,222	0	0	\$ 4,444,222	0	0.00	N	N	N/A	809, 837	N/A	None		
											\$ -										
											\$ 4,444,222	0	0.00								

7. Primary Purpose Program/Activity Exists

- 1 Civil Justice
- 2 Community Development
- 3 Consumer Protection
- 4 Administrative Function
- 5 Criminal Justice
- 6 Economic Development
- 7 Education & Skill Development
- 8 Emergency Services
- 9 Environmental Protection
- 10 Public Health
- 11 Recreation, Heritage, or Cultural
- 12 Social Support

19. Legal Requirement Code

- C Constitutional
- D Debt Service
- FM Federal - Mandatory
- FO Federal - Optional (once you choose to participate, certain requirements exist)
- S Statutory

Within each Program/Division area, prioritize each Budget Program Unit (Activities) by detail budget level in ORBITS

PROGRAM PRIORITIZATION FOR 2015-17

Department of Forestry																								
2015 - 2017 Biennium																			Agency Number: 62900					
Capital Construction																			Department-Wide Priorities for 2015-17 Biennium					
1	2	3	4	5	6	7	8	10	11	12	14	15	16	17	18	19	20	21	22					
Priority (ranked with highest priority first)	Dept. Initials	Program or Activity Initials	Program Unit/Activity Description	Identify Key Performance Measure(s)	Primary Purpose Program- Activity Code	GF	OF	NL-OF	FF	TOTAL FUNDS	Pos.	FTE	New or Enhanced Program (Y/N)	Included as Reduction Option (Y/N)	Legal Req. Code (C, D, FM, FO, S)	Legal Citation	Explain What is Mandatory (for C, FM, and FO Only)	Comments on Proposed Changes to CSL included in the Legislatively Adopted Budget						
Dept	Prgm/ Div																							
N/A	N/A	ODF	CC	Capital Construction Projects	N/A	4	0	0	0	0	\$ -	0	0.00	Y	N	N/A	809, 837	N/A	None					
										\$ -														
							-	-	-	-	\$ -	0	0.00											

7. Primary Purpose Program/Activity Exists

- 1 Civil Justice
- 2 Community Development
- 3 Consumer Protection
- 4 Administrative Function
- 5 Criminal Justice
- 6 Economic Development
- 7 Education & Skill Development
- 8 Emergency Services
- 9 Environmental Protection
- 10 Public Health
- 11 Recreation, Heritage, or Cultural
- 12 Social Support

19. Legal Requirement Code

- C Constitutional
- D Debt Service
- FM Federal - Mandatory
- FO Federal - Optional (once you choose to participate, certain requirements exist)
- S Statutory

Within each Program/Division area, prioritize each Budget Program Unit (Activities) by detail budget level in ORBITS

## Budget Narrative

---

Department of Forestry

Agency Summary

Reduction Options

### Development of Reduction Options:

As with past biennia, a regular part of the Legislatively Adopted Budget (LAB) process is the requirement for agencies to propose General Fund reduction options for consideration by the Governor during the Governors Recommended Budget, and for the Legislature for the Legislatively Adopted Budget. The primary reason reduction options are necessary is that the Oregon Constitution mandates that the biennial budget must be balanced within available revenues. The legislature however, may authorize debt financing for some projects and activities. Therefore, it may become necessary for the Governor or the Legislature to mandate budget reductions in order to achieve a balanced budget.

Proposed reductions are strategic in nature, rather than simply across the board. There is not always a specified budget “target” for the Department other than each agency must identify 10 percent reduction options from the Current Service Level for General Fund and Lottery Funded programs. Ten percent reductions in Other Funds and Federal Funds will also be identified to comply with House Bill 3182 (1999) to achieve a “90 percent budget”.

The Department develops reduction options in a deliberative fashion. Reductions are based on the same set of strategic guidance used to develop policy packages such as legal requirements and obligations, the Forestry Program for Oregon, the Department’s strategic planning efforts, and stakeholder input.

Since the agency’s General Fund is concentrated in the Fire Protection and Private Forests programs, these programs suffer the General Fund reductions, and consequently, significant decreases or elimination of services. The program impacts become even more significant because the General Fund matches with and leverages Other Funds from landowner assessments and harvest taxes for the Fire Protection, Private Forests programs, and Agency Support services. For example, with the current statutory funding split for fire protection of 50 percent General Fund/50 percent landowner assessment for private forestlands, every General Fund dollar cut results in a direct corresponding cut from Other Funds. The Private Forests Program has a matching ratio of 60 percent General Fund to 40 percent harvest tax for Forest Practices Act administration, and again, any cuts to the General Fund involve a deeper program reduction with the matching requirement. In summary, in order to achieve a 10 percent General Fund reduction of \$5.4 million, an Other Fund reduction of \$20.98 million is necessary, for a total reduction of \$26.38 million (GF& OF). These programmatic reductions directly conflict with the achievement of the Board of Forestry and Department’s mission, goals and objectives, and are contrary to the related Oregon Benchmarks and the Governor’s priorities.

---

     Agency Request

     Governor's Budget

  X   Legislatively Adopted

Budget Page C-153  
107BF02

## Budget Narrative

---

Department of Forestry

Agency Summary

Reduction Options

### Actual Budget Reductions:

Central Government Service Charges: Changes to the budgets of centralized government services which are supported by other agencies through the Central Government Service Charges always result in budget changes to their supporting agencies across the State. This biennium, three centralized services changed during the Legislative budget cycle, causing a net budget reduction to most agencies across the State.

- The final budget for the Department of Administrative Services was reduced, resulting in lowered CGSC<sup>1</sup> rates for all supporting agencies.
- The Audits Division assessment for records storage increased slightly, resulting in a slight increase in CGSC for all supporting agencies.
- The Attorney General's rates were reduced rates for all supporting agencies.

---

<sup>1</sup> Central Government Services Charges – is a major component of the DAS State Government Service Charges and Assessment for the 2015-17 Price List.

---

     Agency Request

     Governor's Budget

  X   Legislatively Adopted

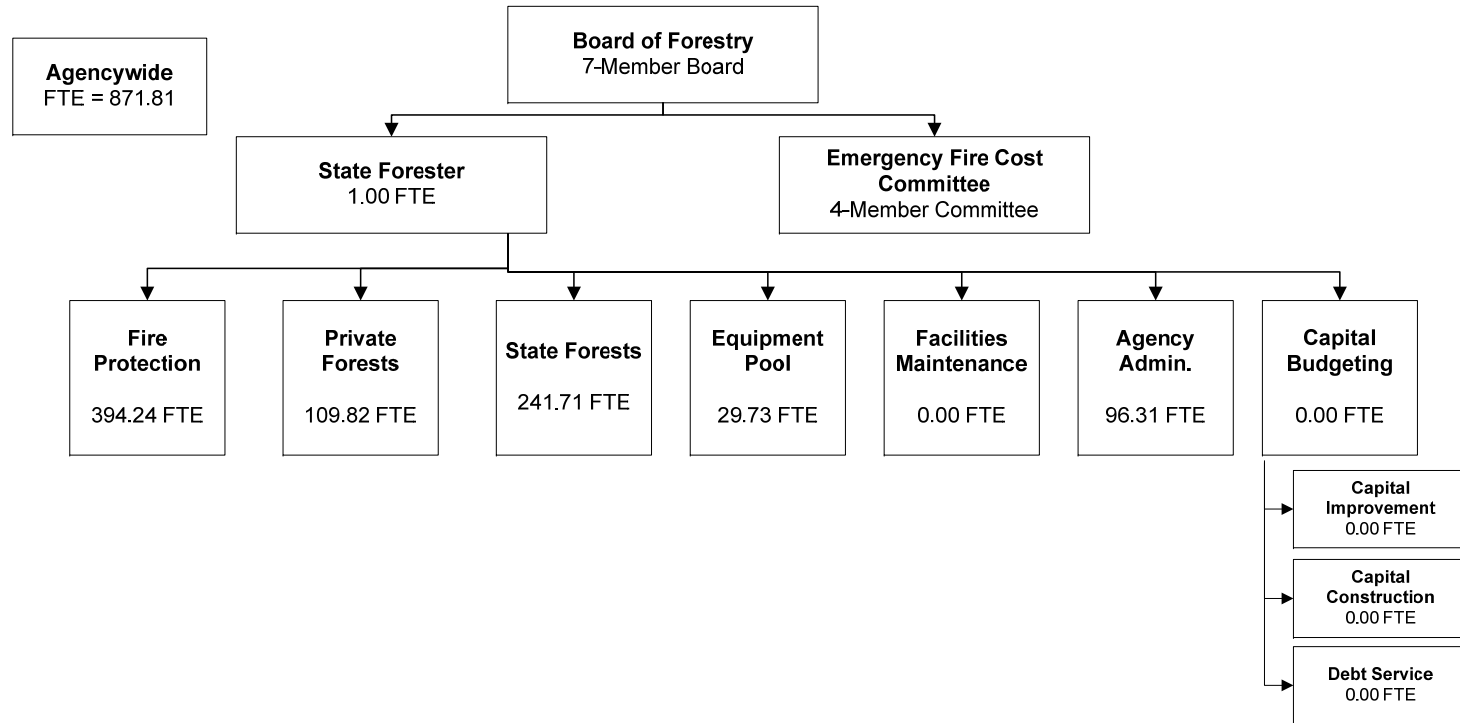
Budget Page C-154  
107BF02

# Budget Narrative

Department of Forestry

Agency Summary

Organizational Chart 2013-15



Based on ORBITS Object 8250, Class/Unclass FTE Positions (Un-reconciled)

     Agency Request

     Governor's Budget

  X   Legislatively Adopted

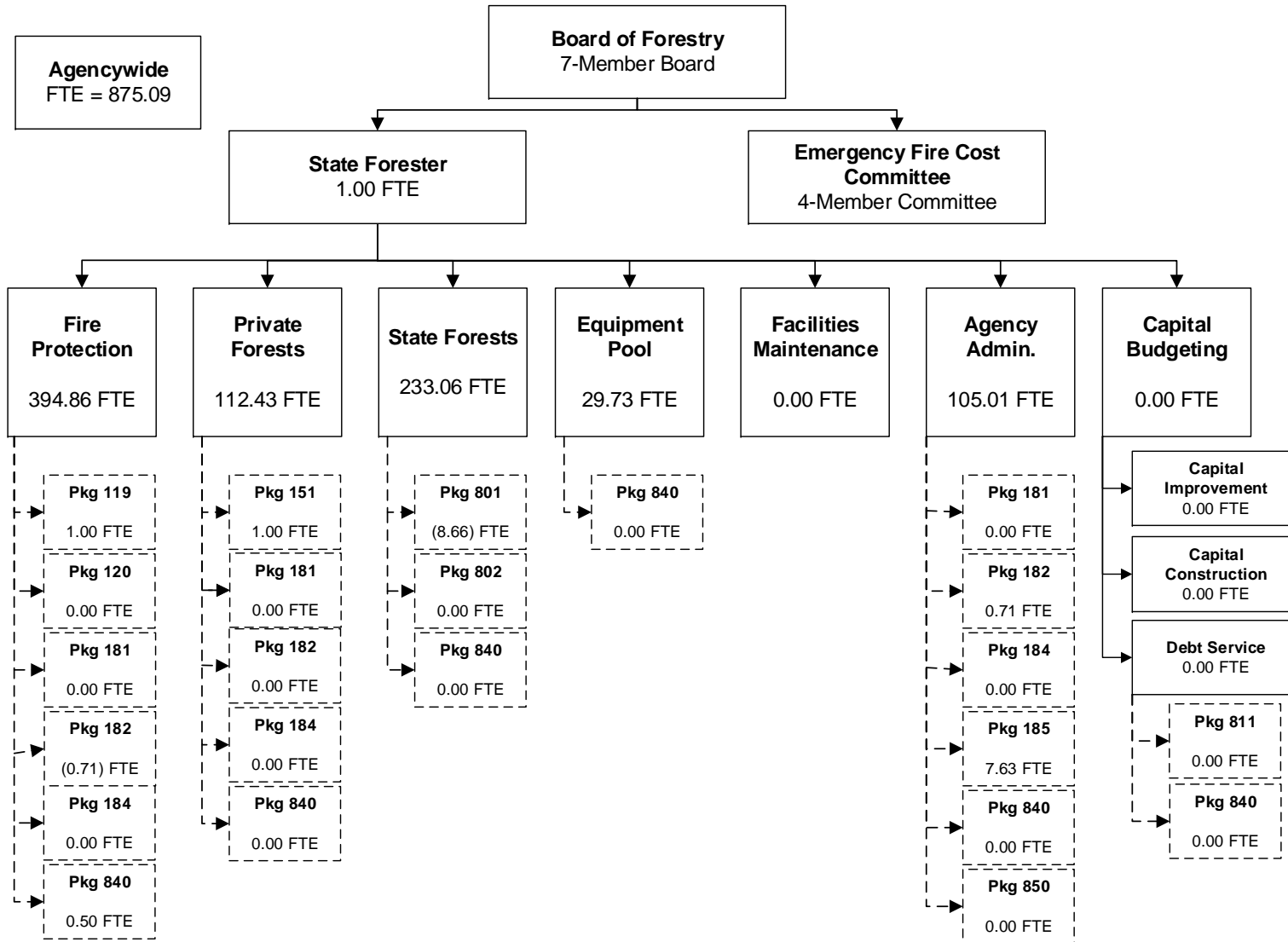
Budget Page C-155  
107BF02

# Budget Narrative

Department of Forestry

Agency Summary

Organizational Chart 2015-17



Agency Request

Governor's Budget

Legislatively Adopted

Budget Page C-156

107BF02



## Budget Narrative

---

### Department of Forestry

### Revenues

### Revenue Summary

The Oregon Department of Forestry's (ODF) programs are funded through a network of public and private sources, such as timber sale revenues on state lands, harvest taxes paid by all timber harvesters in Oregon, and fire protection assessments paid by private forest landowners. Other revenue sources are seed cooperative assessments paid by cooperators, camping fees on state forest lands, a portion of all-terrain vehicle license fees, federal funds for fire protection services on federal lands, and General Fund support for parts of the Fire, Private Forests, and Agency Administration programs. In addition, the agency receives federal grants, primarily in the Fire and Private Forests programs. A brief list of each program's primary revenue sources and matching rates is detailed below.

**Fire Protection:** Forest fire protection in Oregon is a shared responsibility between the private landowner and the public. The matching rate in statute (ORS 477.230) is 50 percent General Fund to 50 percent landowner assessments for private lands. Public landowners do not receive the General Fund match and pay the full cost of fire protection on their lands. Federal landowning agencies provide their own protection or contract with ODF. Each fire protection district in the state develops a fiscal-year budget which is approved by the Oregon Board of Forestry, and assesses landowners the budgeted rate on a per-acre basis. Thus, landowners in different districts may pay different rates based upon the needed level of protection.

The Cooperative Fire sub-program receives funding from outside users of the Department's people and equipment. This program is entirely self-supporting and receives payments from other state agencies (e.g. ODOT), federal agencies, and the private sector for work performed. The Cooperative Fire Sub-Program is expected to receive an estimated \$7 million in the 2015-17 biennium.

The Public Share Fire Fund sub-program receives General Fund to annually "match" private landowner assessments, to recognize that public activity through human-caused fire starts does cause a financial burden on the fire protection system, and also to recognize that the public shares in the benefits of a wildland fire protection system (e.g. clean water, fish and wildlife habitat, scenic values, etc.). This fund does not apply to federal, state, county or other public lands.

Federal funds come from a variety of agencies and grant programs. Based on experience from the last three years, the Department is expected to receive \$14 million to \$16 million in revenues in this category in 2015-17.

The Smoke Management sub-program receives revenues from burning fees, the General Fund, other state agencies and the federal government.

---

Agency Request

Governor's Budget

Legislatively Adopted

Budget Page D-1  
107BF02

## Budget Narrative

---

### Department of Forestry

### Revenues

### Revenue Summary

**Private Forests:** This program historically receives 60 percent of its Forest Practices Act administration funding from the General Fund and 40 percent from the Oregon Forest Products Harvest Tax. The Harvest Tax rate is set each biennium once the budget has been determined, based on the revenue need and projected harvest levels. State and Federal grant monies are used to support rule effectiveness monitoring projects. Forest insect and disease activities and projects are primarily supported by the General Fund and Federal Funds (U.S. Forest Service grants). Family forest landowner assistance is funded with General Fund and Federal Funds. The majority of the federal funds come from the Forest Service. The Urban and Community Forestry subprogram is funded through Federal Funds (Forest Service grants), and also receives some private donations.

**State Forests:** The State Forests program has three revenue components. For the 2015-17 biennium, Board of Forestry lands account for 90 percent of revenues, Common School Lands for 8 percent, and the Seed Orchard for 2 percent. Gross revenues from Board of Forestry lands are shared with those taxing districts (primarily county governments) within which the lands reside. Receipts from Common School Lands are transferred to the Department of State Lands (DSL). DSL acquires forest management services through a negotiated contract with ODF and revenue transfer. The Seed Orchard sub-program is self-supporting and receives funding from member cooperators.

Timber sale receipts account for the bulk of revenue. On the Board of Forestry lands, the Department retains 36.25 percent of timber sale revenues for management expenses. The majority is disbursed to counties and local taxing districts. The state's share of expected revenue for 2015-17 for the Board of Forestry (36.25 percent of total) is estimated at \$64.78 million (January 2014 forecast).

On Common School Lands, the revenue goes to the Common School Fund, and the Department is reimbursed for management costs. In the 2015-17 biennium, the Department projects sales of timber to generate about \$9.5 million (January 2014 forecast, gross revenue) from the Common School lands.

---

Agency Request

Governor's Budget

Legislatively Adopted

Budget Page D-2  
107BF02

## Budget Narrative

---

### Department of Forestry

### Revenues

### Revenue Summary

**Agency Administration:** Administration is supported primarily by General Fund and Other Funds in a pro-rated system based on workload for the Department's operating programs in a manner prescribed by a Secretary of State audit and subsequent legislative approval in the early 1990's. The Program also receives minor sales income through fees charged for services and map sales and the administrative support portion of the agency's federal grants.

**Equipment Pool:** is a proprietary fund and is self-supporting by revenues generated through assessments/rates and outside billings to partners and/or customers. Assessments/rates are developed and modified annually through the Department's Fire Protection fiscal budgeting process and approved through the Headquarters Services Committee.

- Aviation: Pilot and aircraft rates
- Communications: Replacement rate; administrative and operation assessments (ODF; Associations, Partners); and external billings
- Motor Pool: Replacement, Administrative and O&R rates; and external billings

**Facilities Maintenance and Management:** The facilities fund is a Special Revenue Fund whose primary revenue sources are: (a) program revenues for utilities, maintenance, and facility operational expenses, (b) proceeds from the sale of administrative property, and (c) interest income.

**Debt Service:** The funding of each Certificate of Participation (COP) repayment is comprised of both General Fund and Other Funds. The current proportion of Capital Construction COP repayment is 62.89 percent General Fund and 37.11 percent Other Funds.

**Capital Improvement:** Funding for Capital Improvement includes Other Funds from Department operating programs.

**Capital Construction:** Funding for Capital Construction includes Other Funds from Department operating programs.

---

Agency Request

Governor's Budget

Legislatively Adopted

Budget Page D-3  
107BF02

## Budget Narrative

Department of Forestry

Revenues

Revenue Summary

### DETAIL OF FEE, LICENSE, OR ASSESSMENT REVENUE PROPOSED FOR INCREASE

Purpose or Type of Fee, License or Assessment	Who Pays	2015-17 Estimated Revenue	2015-17 Agency Request	2015-17 Governor's Budget	2015-17 Legislatively Adopted	Explanation
Forest Products Harvest Tax – Forest Practices	Timber Harvesters <sup>2</sup>					Renewal of the FPHT (ORS 321.015) which sunsets each biennium.
Rate per MBF <sup>1</sup> :		TBD	TBD	TBD	1.1037	Forest Products Harvest Tax
Forest Products Harvest Tax – Protection from Fire Program (Oregon Forest Land Protection Fund – Emergency Fire Cost Committee)	Timber Harvesters <sup>2</sup>					Renewal of the FPHT (ORS 321.015) which sunsets each biennium.
Rate per MBF <sup>1</sup> :		TBD	TBD	TBD	.6250	Forest Products Harvest Tax  ORS 321.015 (2011)

<sup>1</sup> The Forest Products Harvest Tax (FPHT) generates revenue for two entities external to the agency. They are Oregon State University (2013-15 rate = \$0.1000) the Oregon Forest Resources Institute (2013-15 rate = \$0.8439). Internally the two programs which receive revenue from the FPHT are the Forest Practices program (2013-15 rate = \$0.9727) and the OFLPF Emergency Fire (2013-15 rate = \$0.6250). The total 2013-15 FPHT, including Oregon Department of Forestry Programs and external entities, was \$ 2.5416.

<sup>2</sup> The FPHT is assessed every calendar year on each thousand board feet (MBF) of harvested timber occurring on both public and private lands. The first twenty-five MBF of harvest is exempt from taxation.

Agency Request

Governor's Budget

Legislatively Adopted

Budget Page D-4  
107BF02

**DETAIL OF LOTTERY FUNDS, OTHER FUNDS, AND FEDERAL FUNDS REVENUE**

Forestry, Dept of  
2015-17 Biennium

Agency Number: 62900  
Cross Reference Number: 62900-000-00-00-00000

<i>Source</i>	2011-13 Actuals	2013-15 Leg Adopted Budget	2013-15 Leg Approved Budget	2015-17 Agency Request Budget	2015-17 Governor's Budget	2015-17 Leg Adopted Budget
<b>Lottery Funds</b>						
Interest Income	12,658	-	-	-	-	-
Transfer In Lottery Proceeds	-	-	-	6,550,000	-	-
Tsfr From Administrative Svcs	2,419,050	5,404,440	5,404,440	2,524,885	8,571,657	7,468,492
<b>Total Lottery Funds</b>	<b>\$2,431,708</b>	<b>\$5,404,440</b>	<b>\$5,404,440</b>	<b>\$9,074,885</b>	<b>\$8,571,657</b>	<b>\$7,468,492</b>
<b>Other Funds</b>						
Forest Protection Taxes	40,077,958	43,727,113	43,727,113	45,971,548	45,971,548	49,309,025
Business Lic and Fees	876,795	265,779	265,779	1,306,332	1,306,332	1,400,368
Non-business Lic. and Fees	-	1,035,123	1,035,123	-	-	-
Charges for Services	34,378,668	31,179,402	31,179,402	15,947,087	15,947,087	15,947,087
Fines and Forfeitures	53,429	-	-	-	-	-
Rents and Royalties	10,652,782	4,762,771	4,762,771	10,013,604	10,013,604	10,013,604
General Fund Obligation Bonds	-	-	-	-	2,405,000	2,200,000
Cert of Participation	-	1,750,000	1,750,000	7,000,000	7,000,000	-
Interest Income	294,520	175,979	175,979	-	-	-
Sales Income	-	2,460,227	2,460,227	469,112	469,112	469,112
State Forest Lands Sales	144,533,662	137,278,242	137,278,242	178,720,000	178,720,000	178,720,000
Common School Lands Sales	13,996,817	38,582,000	38,582,000	9,586,000	9,586,000	9,586,000
Donations	190,370	276,985	276,985	285,295	285,295	285,295
Loan Repayments	3,151	1,560,039	1,560,039	1,704,941	1,704,941	1,704,941
Other Revenues	3,222,310	43,361,054	167,361,054	62,835,460	62,835,460	52,113,709
Transfer In - Intrafund	61,919,727	25,220,324	25,583,010	32,568,794	32,649,042	28,584,937
Transfer from General Fund	10,568,727	12,138,007	12,354,894	16,545,135	14,965,996	14,736,357
Tsfr From OR Business Development	80,885	-	-	-	-	-
Tsfr From Lands, Dept of State	11,559,189	9,748,862	9,748,862	9,925,019	9,925,019	9,925,019

\_\_\_\_ Agency Request  
2015-17 Biennium

\_\_\_\_ Governor's Budget  
Page \_\_\_\_\_

\_\_\_\_ Legislatively Adopted  
Detail of LF, OF, and FF Revenues - BPR012

\_\_\_\_ Agency Request

\_\_\_\_ Governor's Budget

  X   Legislatively Adopted

Budget Page D-5

**DETAIL OF LOTTERY FUNDS, OTHER FUNDS, AND FEDERAL FUNDS REVENUE**

Forestry, Dept of  
2015-17 Biennium

Agency Number: 62900

Cross Reference Number: 62900-000-00-00-00000

<i>Source</i>	2011-13 Actuals	2013-15 Leg Adopted Budget	2013-15 Leg Approved Budget	2015-17 Agency Request Budget	2015-17 Governor's Budget	2015-17 Leg Adopted Budget
<b>Other Funds</b>						
Tsfr From Revenue, Dept of	13,835,300	12,431,108	12,431,108	14,421,948	14,421,948	14,421,948
Tsfr From Military Dept, Or	379,608	-	-	-	-	-
Tsfr From Agriculture, Dept of	59,440	-	-	-	-	-
Tsfr From Parks and Rec Dept	1,312,434	1,304,231	1,304,231	1,417,198	1,417,198	1,316,163
Transfer Out - Intrafund	(61,919,727)	(25,220,324)	(25,583,010)	(32,568,794)	(32,649,042)	(28,584,937)
Transfer to Other	(1,003)	-	-	-	-	-
Transfer to General Fund	(54,576)	-	-	-	-	-
Transfer to Counties	(84,007,448)	(87,858,075)	(87,858,075)	(113,934,000)	(113,934,000)	(113,934,000)
Tsfr To Administrative Svcs	(1,184,231)	-	-	-	-	-
Tsfr To Lands, Dept of State	(14,969,047)	(38,494,000)	(38,494,000)	(9,586,000)	(9,586,000)	(9,586,000)
Tsfr To Parks and Rec Dept	-	-	-	-	-	(25,000)
<b>Total Other Funds</b>	<b>\$185,859,740</b>	<b>\$215,684,847</b>	<b>\$339,901,734</b>	<b>\$252,628,679</b>	<b>\$253,454,540</b>	<b>\$238,603,628</b>
<b>Federal Funds</b>						
Federal Funds	28,392,831	33,916,406	34,114,881	31,418,601	31,702,066	34,758,694
Tsfr From Military Dept, Or	238	-	-	-	-	-
Tsfr From Environmental Quality	16,229	-	-	-	-	-
Tsfr To Police, Dept of State	(485)	-	-	-	-	-
<b>Total Federal Funds</b>	<b>\$28,408,813</b>	<b>\$33,916,406</b>	<b>\$34,114,881</b>	<b>\$31,418,601</b>	<b>\$31,702,066</b>	<b>\$34,758,694</b>
<b>Nonlimited Other Funds</b>						
Forest Protection Taxes	-	-	-	20,000,000	20,000,000	-
<b>Total Nonlimited Other Funds</b>	<b>-</b>	<b>-</b>	<b>-</b>	<b>\$20,000,000</b>	<b>\$20,000,000</b>	<b>-</b>

\_\_\_ Agency Request  
2015-17 Biennium

\_\_\_ Governor's Budget  
Page \_\_\_\_\_

\_\_\_ Legislatively Adopted  
Detail of LF, OF, and FF Revenues - BPR012

\_\_\_ Agency Request

\_\_\_ Governor's Budget

X  Legislatively Adopted

Budget Page D-6

**DETAIL OF LOTTERY FUNDS, OTHER FUNDS, AND FEDERAL FUNDS REVENUE**

Forestry, Dept of  
2015-17 Biennium

Agency Number: 62900

Cross Reference Number: 62900-008-00-00-00000

<i>Source</i>	2011-13 Actuals	2013-15 Leg Adopted Budget	2013-15 Leg Approved Budget	2015-17 Agency Request Budget	2015-17 Governor's Budget	2015-17 Leg Adopted Budget
<b>Lottery Funds</b>						
Transfer In Lottery Proceeds	-	-	-	6,550,000	-	-
Tsfr From Administrative Svcs	-	2,885,000	2,885,000	-	6,050,000	5,000,000
<b>Total Lottery Funds</b>	<b>-</b>	<b>\$2,885,000</b>	<b>\$2,885,000</b>	<b>\$6,550,000</b>	<b>\$6,050,000</b>	<b>\$5,000,000</b>
<b>Other Funds</b>						
Forest Protection Taxes	342,689	368,386	368,386	288,160	288,160	472,433
Business Lic and Fees	53,405	265,779	265,779	55,000	55,000	126,443
Charges for Services	-	175,746	175,746	-	-	-
General Fund Obligation Bonds	-	-	-	-	2,200,000	2,200,000
Interest Income	10,951	-	-	-	-	-
Sales Income	-	190,732	190,732	-	-	-
Donations	4,760	-	-	-	-	-
Other Revenues	38,600	40,368	40,368	-	-	41,579
Transfer In - Intrafund	10,293,744	14,167,804	14,530,490	19,152,652	19,152,652	16,016,903
Transfer from General Fund	9,898,978	11,407,984	11,624,871	16,545,135	14,965,996	14,736,357
Tsfr From OR Business Development	80,885	-	-	-	-	-
Tsfr From Lands, Dept of State	101,623	-	-	-	-	-
Transfer Out - Intrafund	(598,029)	(916,239)	(916,239)	(1,940,449)	(2,020,697)	(156,441)
<b>Total Other Funds</b>	<b>\$20,227,606</b>	<b>\$25,700,560</b>	<b>\$26,280,133</b>	<b>\$34,100,498</b>	<b>\$34,641,111</b>	<b>\$33,437,274</b>
<b>Federal Funds</b>						
Federal Funds	1,791,082	2,180,227	2,180,227	1,908,377	1,908,377	1,908,250
Tsfr From Military Dept, Or	238	-	-	-	-	-
<b>Total Federal Funds</b>	<b>\$1,791,320</b>	<b>\$2,180,227</b>	<b>\$2,180,227</b>	<b>\$1,908,377</b>	<b>\$1,908,377</b>	<b>\$1,908,250</b>

\_\_\_\_ Agency Request  
2015-17 Biennium

\_\_\_\_ Governor's Budget  
Page \_\_\_\_\_

\_\_\_\_ Legislatively Adopted  
Detail of LF, OF, and FF Revenues - BPR012

\_\_\_\_ Agency Request

\_\_\_\_ Governor's Budget

  X   Legislatively Adopted

Budget Page D-7

**DETAIL OF LOTTERY FUNDS, OTHER FUNDS, AND FEDERAL FUNDS REVENUE**

Forestry, Dept of  
2015-17 Biennium

Agency Number: 62900

Cross Reference Number: 62900-010-00-00-00000

<i>Source</i>	2011-13 Actuals	2013-15 Leg Adopted Budget	2013-15 Leg Approved Budget	2015-17 Agency Request Budget	2015-17 Governor's Budget	2015-17 Leg Adopted Budget
<b>Other Funds</b>						
Forest Protection Taxes	39,735,269	43,358,727	43,358,727	45,683,388	45,683,388	48,836,592
Business Lic and Fees	818,590	-	-	1,251,332	1,251,332	1,273,925
Non-business Lic. and Fees	-	1,035,123	1,035,123	-	-	-
Charges for Services	27,908,816	18,459,197	18,459,197	8,509,639	8,509,639	8,509,639
Rents and Royalties	269,588	270,678	270,678	-	-	-
Interest Income	199,445	-	-	-	-	-
State Forest Lands Sales	80	-	-	-	-	-
Donations	10,000	-	-	-	-	-
Other Revenues	93,666	276,607	124,276,607	18,329,081	18,329,081	8,457,067
Transfer In - Intrafund	39,894,094	-	-	962,536	962,536	962,536
Transfer from General Fund	619,981	726,893	726,893	-	-	-
Tsfr From Lands, Dept of State	614,834	-	-	-	-	-
Tsfr From Revenue, Dept of	4,643,641	4,862,892	4,862,892	4,563,940	4,563,940	4,980,900
Transfer Out - Intrafund	(37,926,158)	(5,462,752)	(5,542,110)	(7,908,244)	(7,908,244)	(6,806,258)
<b>Total Other Funds</b>	<b>\$76,881,846</b>	<b>\$63,527,365</b>	<b>\$187,448,007</b>	<b>\$71,391,672</b>	<b>\$71,391,672</b>	<b>\$66,214,401</b>
<b>Federal Funds</b>						
Federal Funds	16,085,732	15,718,166	15,823,821	16,188,993	16,188,993	16,247,353
Tsfr To Police, Dept of State	(485)	-	-	-	-	-
<b>Total Federal Funds</b>	<b>\$16,085,247</b>	<b>\$15,718,166</b>	<b>\$15,823,821</b>	<b>\$16,188,993</b>	<b>\$16,188,993</b>	<b>\$16,247,353</b>
<b>Nonlimited Other Funds</b>						
Forest Protection Taxes	-	-	-	20,000,000	20,000,000	-
<b>Total Nonlimited Other Funds</b>	<b>-</b>	<b>-</b>	<b>-</b>	<b>\$20,000,000</b>	<b>\$20,000,000</b>	<b>-</b>

\_\_\_\_ Agency Request  
2015-17 Biennium

\_\_\_\_ Governor's Budget  
Page \_\_\_\_\_

\_\_\_\_ Legislatively Adopted  
Detail of LF, OF, and FF Revenues - BPR012

\_\_\_\_ Agency Request

\_\_\_\_ Governor's Budget

  X   Legislatively Adopted

Budget Page D-8



**DETAIL OF LOTTERY FUNDS, OTHER FUNDS, AND FEDERAL FUNDS REVENUE**

Forestry, Dept of  
2015-17 Biennium

Agency Number: 62900

Cross Reference Number: 62900-020-00-00-00000

<i>Source</i>	2011-13 Actuals	2013-15 Leg Adopted Budget	2013-15 Leg Approved Budget	2015-17 Agency Request Budget	2015-17 Governor's Budget	2015-17 Leg Adopted Budget
<b>Other Funds</b>						
Charges for Services	5,137,192	12,031,523	12,031,523	5,336,487	5,336,487	5,336,487
Rents and Royalties	9,948,286	4,071,690	4,071,690	10,013,604	10,013,604	10,013,604
Sales Income	-	501,932	501,932	-	-	-
Other Revenues	1,239,521	519,119	519,119	2,296,925	2,296,925	2,296,925
Transfer In - Intrafund	87,962	-	-	-	-	-
Transfer Out - Intrafund	(1,992,143)	(1,558,875)	(1,586,562)	(2,489,379)	(2,489,379)	(2,281,175)
<b>Total Other Funds</b>	<b>\$14,420,818</b>	<b>\$15,565,389</b>	<b>\$15,537,702</b>	<b>\$15,157,637</b>	<b>\$15,157,637</b>	<b>\$15,365,841</b>

\_\_\_ Agency Request  
2015-17 Biennium

\_\_\_ Governor's Budget  
Page \_\_\_\_\_

\_\_\_ Legislatively Adopted  
Detail of LF, OF, and FF Revenues - BPR012

\_\_\_ Agency Request

\_\_\_ Governor's Budget

  X   Legislatively Adopted

Budget Page D-9

**DETAIL OF LOTTERY FUNDS, OTHER FUNDS, AND FEDERAL FUNDS REVENUE**

Forestry, Dept of  
2015-17 Biennium

Agency Number: 62900

Cross Reference Number: 62900-030-00-00-00000

<i>Source</i>	2011-13 Actuals	2013-15 Leg Adopted Budget	2013-15 Leg Approved Budget	2015-17 Agency Request Budget	2015-17 Governor's Budget	2015-17 Leg Adopted Budget
<b>Other Funds</b>						
Charges for Services	840,087	-	-	1,832,320	1,832,320	1,832,320
Rents and Royalties	71,666	66,991	66,991	-	-	-
Interest Income	52,387	-	-	-	-	-
Sales Income	-	1,767,563	1,767,563	469,112	469,112	469,112
State Forest Lands Sales	143,972,657	137,278,242	137,278,242	178,720,000	178,720,000	178,720,000
Common School Lands Sales	13,996,817	38,582,000	38,582,000	9,586,000	9,586,000	9,586,000
Donations	175,610	-	-	-	-	-
Other Revenues	402,186	36,569,168	36,569,168	41,040,079	41,040,079	41,040,079
Transfer In - Intrafund	6,615,383	-	-	-	-	-
Tsfr From Lands, Dept of State	10,842,449	9,748,862	9,748,862	9,925,019	9,925,019	9,925,019
Tsfr From Military Dept, Or	378,907	-	-	-	-	-
Tsfr From Parks and Rec Dept	1,312,434	1,304,231	1,304,231	1,417,198	1,417,198	1,316,163
Transfer Out - Intrafund	(18,760,717)	(14,982,269)	(15,197,058)	(17,506,495)	(17,506,495)	(16,909,977)
Transfer to Counties	(84,007,448)	(87,858,075)	(87,858,075)	(113,934,000)	(113,934,000)	(113,934,000)
Tsfr To Lands, Dept of State	(14,969,047)	(38,494,000)	(38,494,000)	(9,586,000)	(9,586,000)	(9,586,000)
Tsfr To Parks and Rec Dept	-	-	-	-	-	(25,000)
<b>Total Other Funds</b>	<b>\$60,923,371</b>	<b>\$83,982,713</b>	<b>\$83,767,924</b>	<b>\$101,963,233</b>	<b>\$101,963,233</b>	<b>\$102,433,716</b>
<b>Federal Funds</b>						
Federal Funds	871,224	3,839,682	3,846,034	864,874	864,874	3,864,874
<b>Total Federal Funds</b>	<b>\$871,224</b>	<b>\$3,839,682</b>	<b>\$3,846,034</b>	<b>\$864,874</b>	<b>\$864,874</b>	<b>\$3,864,874</b>

\_\_\_\_ Agency Request  
2015-17 Biennium

\_\_\_\_ Governor's Budget  
Page \_\_\_\_\_

\_\_\_\_ Legislatively Adopted  
Detail of LF, OF, and FF Revenues - BPR102

\_\_\_\_ Agency Request

\_\_\_\_ Governor's Budget

  X   Legislatively Adopted

Budget Page D-10

**DETAIL OF LOTTERY FUNDS, OTHER FUNDS, AND FEDERAL FUNDS REVENUE**

Forestry, Dept of  
2015-17 Biennium

Agency Number: 62900

Cross Reference Number: 62900-050-00-00-00000

<i>Source</i>	2011-13 Actuals	2013-15 Leg Adopted Budget	2013-15 Leg Approved Budget	2015-17 Agency Request Budget	2015-17 Governor's Budget	2015-17 Leg Adopted Budget
<b>Other Funds</b>						
Business Lic and Fees	4,800	-	-	-	-	-
Charges for Services	492,486	512,936	512,936	268,641	268,641	268,641
Fines and Forfeitures	53,429	-	-	-	-	-
Interest Income	12,542	89,310	89,310	-	-	-
Donations	-	276,985	276,985	285,295	285,295	285,295
Loan Repayments	3,151	1,560,039	1,560,039	1,704,941	1,704,941	1,704,941
Other Revenues	27,224	5,955,792	5,955,792	1,169,375	1,169,375	278,059
Transfer In - Intrafund	251,647	-	-	-	-	-
Transfer from General Fund	49,768	3,130	3,130	-	-	-
Tsfr From Revenue, Dept of	9,191,659	7,568,216	7,568,216	9,858,008	9,858,008	9,441,048
Tsfr From Agriculture, Dept of	59,440	-	-	-	-	-
Transfer Out - Intrafund	(1,968,455)	(2,300,189)	(2,341,041)	(2,724,227)	(2,724,227)	(2,431,086)
Transfer to Other	(1,003)	-	-	-	-	-
Transfer to General Fund	(54,576)	-	-	-	-	-
<b>Total Other Funds</b>	<b>\$8,122,112</b>	<b>\$13,666,219</b>	<b>\$13,625,367</b>	<b>\$10,562,033</b>	<b>\$10,562,033</b>	<b>\$9,546,898</b>
<b>Federal Funds</b>						
Federal Funds	9,644,793	12,178,331	12,264,799	12,456,357	12,739,822	12,738,217
Tsfr From Environmental Quality	16,229	-	-	-	-	-
<b>Total Federal Funds</b>	<b>\$9,661,022</b>	<b>\$12,178,331</b>	<b>\$12,264,799</b>	<b>\$12,456,357</b>	<b>\$12,739,822</b>	<b>\$12,738,217</b>

\_\_\_ Agency Request  
2015-17 Biennium

\_\_\_ Governor's Budget  
Page \_\_\_\_\_

\_\_\_ Legislatively Adopted  
Detail of LF, OF, and FF Revenues - BPR102

\_\_\_ Agency Request

\_\_\_ Governor's Budget

  X   Legislatively Adopted

Budget Page D-11

**DETAIL OF LOTTERY FUNDS, OTHER FUNDS, AND FEDERAL FUNDS REVENUE**

Forestry, Dept of  
2015-17 Biennium

Agency Number: 62900

Cross Reference Number: 62900-070-00-00-00000

<i>Source</i>	2011-13 Actuals	2013-15 Leg Adopted Budget	2013-15 Leg Approved Budget	2015-17 Agency Request Budget	2015-17 Governor's Budget	2015-17 Leg Adopted Budget
<b>Other Funds</b>						
Charges for Services	87	-	-	-	-	-
Rents and Royalties	16,900	-	-	-	-	-
State Forest Lands Sales	560,925	-	-	-	-	-
Other Revenues	2,107	-	-	-	-	-
<b>Total Other Funds</b>	<b>\$580,019</b>	-	-	-	-	-

\_\_\_ Agency Request  
2015-17 Biennium

\_\_\_ Governor's Budget  
Page \_\_\_\_\_

\_\_\_ Legislatively Adopted  
Detail of LF, OF, and FF Revenues - BPR012

\_\_\_ Agency Request

\_\_\_ Governor's Budget

  X   Legislatively Adopted

Budget Page D-12

**DETAIL OF LOTTERY FUNDS, OTHER FUNDS, AND FEDERAL FUNDS REVENUE**

Forestry, Dept of  
2015-17 Biennium

Agency Number: 62900

Cross Reference Number: 62900-080-00-00-00000

<i>Source</i>	2011-13 Actuals	2013-15 Leg Adopted Budget	2013-15 Leg Approved Budget	2015-17 Agency Request Budget	2015-17 Governor's Budget	2015-17 Leg Adopted Budget
<b>Other Funds</b>						
Rents and Royalties	346,342	353,412	353,412	-	-	-
Interest Income	13,172	86,669	86,669	-	-	-
Other Revenues	134,162	-	-	-	-	-
Transfer In - Intrafund	2,168,764	4,923,420	4,923,420	5,233,069	5,233,069	5,233,001
Tsfr From Military Dept, Or	701	-	-	-	-	-
Transfer Out - Intrafund	(585,443)	-	-	-	-	-
<b>Total Other Funds</b>	<b>\$2,077,698</b>	<b>\$5,363,501</b>	<b>\$5,363,501</b>	<b>\$5,233,069</b>	<b>\$5,233,069</b>	<b>\$5,233,001</b>

\_\_\_ Agency Request  
2015-17 Biennium

\_\_\_ Governor's Budget  
Page \_\_\_\_\_

\_\_\_ Legislatively Adopted  
Detail of LF, OF, and FF Revenues - BPR012

\_\_\_ Agency Request

\_\_\_ Governor's Budget

  X   Legislatively Adopted

Budget Page D-13

**DETAIL OF LOTTERY FUNDS, OTHER FUNDS, AND FEDERAL FUNDS REVENUE**

Forestry, Dept of  
2015-17 Biennium

Agency Number: 62900

Cross Reference Number: 62900-085-00-00-00000

<i>Source</i>	2011-13 Actuals	2013-15 Leg Adopted Budget	2013-15 Leg Approved Budget	2015-17 Agency Request Budget	2015-17 Governor's Budget	2015-17 Leg Adopted Budget
<b>Lottery Funds</b>						
Interest Income	12,658	-	-	-	-	-
Tsfr From Administrative Svcs	2,419,050	2,519,440	2,519,440	2,524,885	2,521,657	2,468,492
<b>Total Lottery Funds</b>	<b>\$2,431,708</b>	<b>\$2,519,440</b>	<b>\$2,519,440</b>	<b>\$2,524,885</b>	<b>\$2,521,657</b>	<b>\$2,468,492</b>
<b>Other Funds</b>						
General Fund Obligation Bonds	-	-	-	-	205,000	-
Transfer In - Intrafund	1,743,969	1,814,322	1,814,322	2,776,315	2,856,563	1,928,275
Transfer Out - Intrafund	(80,915)	-	-	-	-	-
<b>Total Other Funds</b>	<b>\$1,663,054</b>	<b>\$1,814,322</b>	<b>\$1,814,322</b>	<b>\$2,776,315</b>	<b>\$3,061,563</b>	<b>\$1,928,275</b>

\_\_\_ Agency Request  
2015-17 Biennium

\_\_\_ Governor's Budget  
Page \_\_\_\_\_

\_\_\_ Legislatively Adopted  
Detail of LF, OF, and FF Revenues - BPR012

\_\_\_ Agency Request

\_\_\_ Governor's Budget

  X   Legislatively Adopted

Budget Page D-14

**DETAIL OF LOTTERY FUNDS, OTHER FUNDS, AND FEDERAL FUNDS REVENUE**

Forestry, Dept of  
2015-17 Biennium

Agency Number: 62900

Cross Reference Number: 62900-088-00-00-00000

<i>Source</i>	2011-13 Actuals	2013-15 Leg Adopted Budget	2013-15 Leg Approved Budget	2015-17 Agency Request Budget	2015-17 Governor's Budget	2015-17 Leg Adopted Budget
<b>Other Funds</b>						
Interest Income	6,023	-	-	-	-	-
Other Revenues	100,613	-	-	-	-	-
Transfer In - Intrafund	864,164	4,314,778	4,314,778	4,444,222	4,444,222	4,444,222
Tsfr From Lands, Dept of State	283	-	-	-	-	-
Transfer Out - Intrafund	(7,867)	-	-	-	-	-
<b>Total Other Funds</b>	<b>\$963,216</b>	<b>\$4,314,778</b>	<b>\$4,314,778</b>	<b>\$4,444,222</b>	<b>\$4,444,222</b>	<b>\$4,444,222</b>

\_\_\_ Agency Request  
2015-17 Biennium

\_\_\_ Governor's Budget  
Page \_\_\_\_\_

\_\_\_ Legislatively Adopted  
Detail of LF, OF, and FF Revenues - BPR012

\_\_\_ Agency Request

\_\_\_ Governor's Budget

  X   Legislatively Adopted

Budget Page D-15

**DETAIL OF LOTTERY FUNDS, OTHER FUNDS, AND FEDERAL FUNDS REVENUE**

Forestry, Dept of  
2015-17 Biennium

Agency Number: 62900

Cross Reference Number: 62900-089-00-00-00000

<i>Source</i>	2011-13 Actuals	2013-15 Leg Adopted Budget	2013-15 Leg Approved Budget	2015-17 Agency Request Budget	2015-17 Governor's Budget	2015-17 Leg Adopted Budget
<b>Other Funds</b>						
Cert of Participation	-	1,750,000	1,750,000	7,000,000	7,000,000	-
Other Revenues	1,184,231	-	-	-	-	-
Tsfr To Administrative Svcs	(1,184,231)	-	-	-	-	-
<b>Total Other Funds</b>	-	<b>\$1,750,000</b>	<b>\$1,750,000</b>	<b>\$7,000,000</b>	<b>\$7,000,000</b>	-

\_\_\_ Agency Request  
2015-17 Biennium

\_\_\_ Governor's Budget  
Page \_\_\_\_\_

\_\_\_ Legislatively Adopted  
Detail of LF, OF, and FF Revenues - BPR012

\_\_\_ Agency Request

\_\_\_ Governor's Budget

  X   Legislatively Adopted

Budget Page D-16

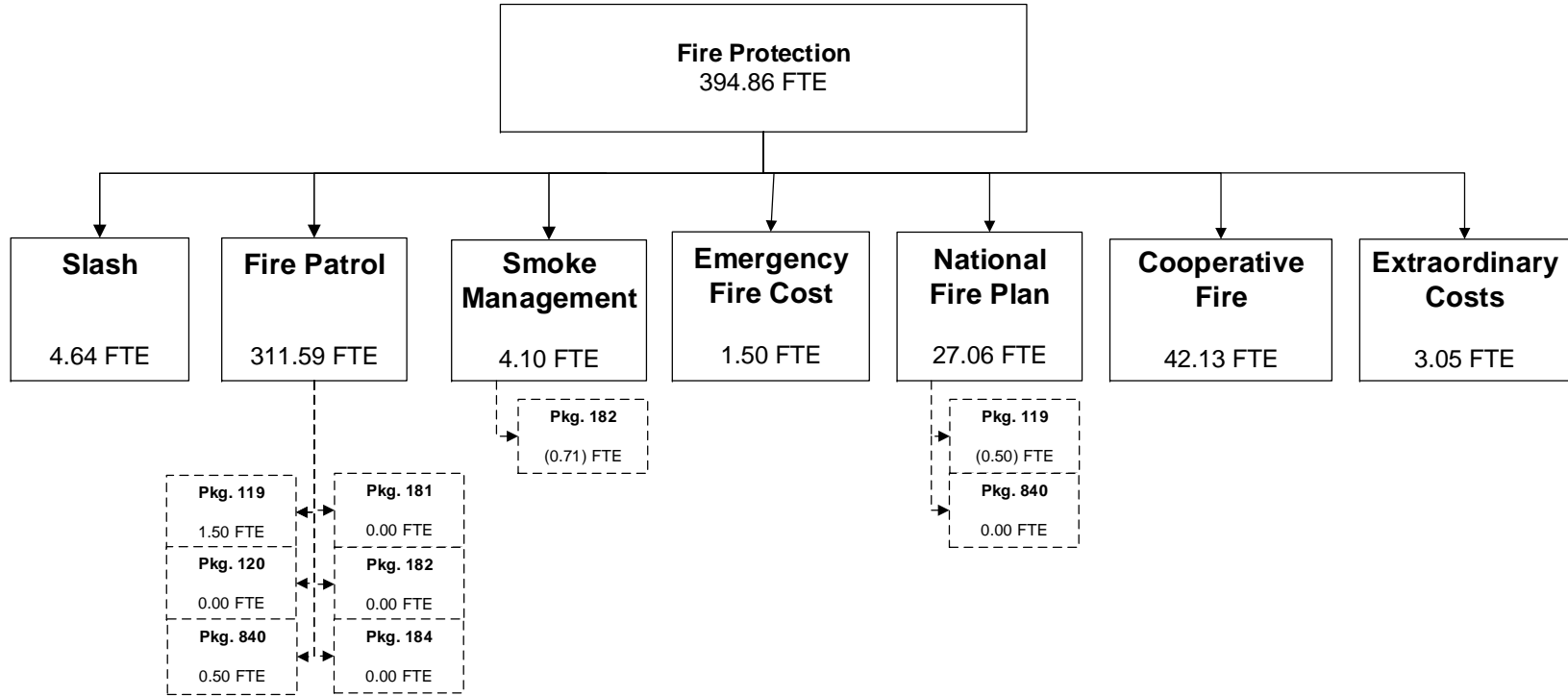


# Budget Narrative

Department of Forestry

Fire Protection Program

Program Unit Organization Chart



Based on ORBITS Object 8250, Class/Unclass FTE Positions (Un-reconciled)

Current 2015-17 Structure

Agency Request

Governor's Budget

Legislatively Adopted

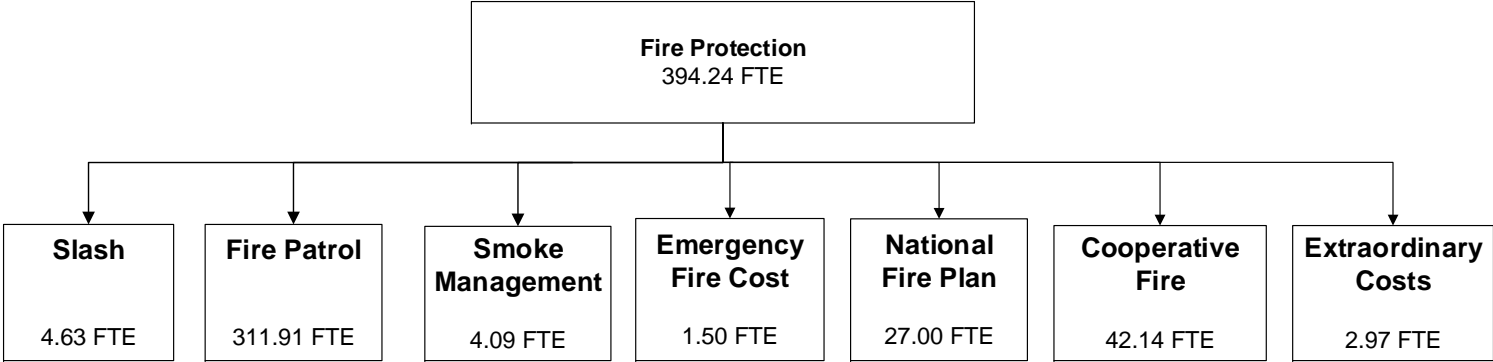
Budget Page E-1  
107BF02

**Budget Narrative**

Department of Forestry

Fire Protection Program

Program Unit Narrative



Based on ORBITS Object 8250, Class/Unclass FTE Positions (Un-reconciled)

Prior 2013-15 Structure

## Budget Narrative

Department of Forestry

Fire Protection Program

Program Unit Narrative

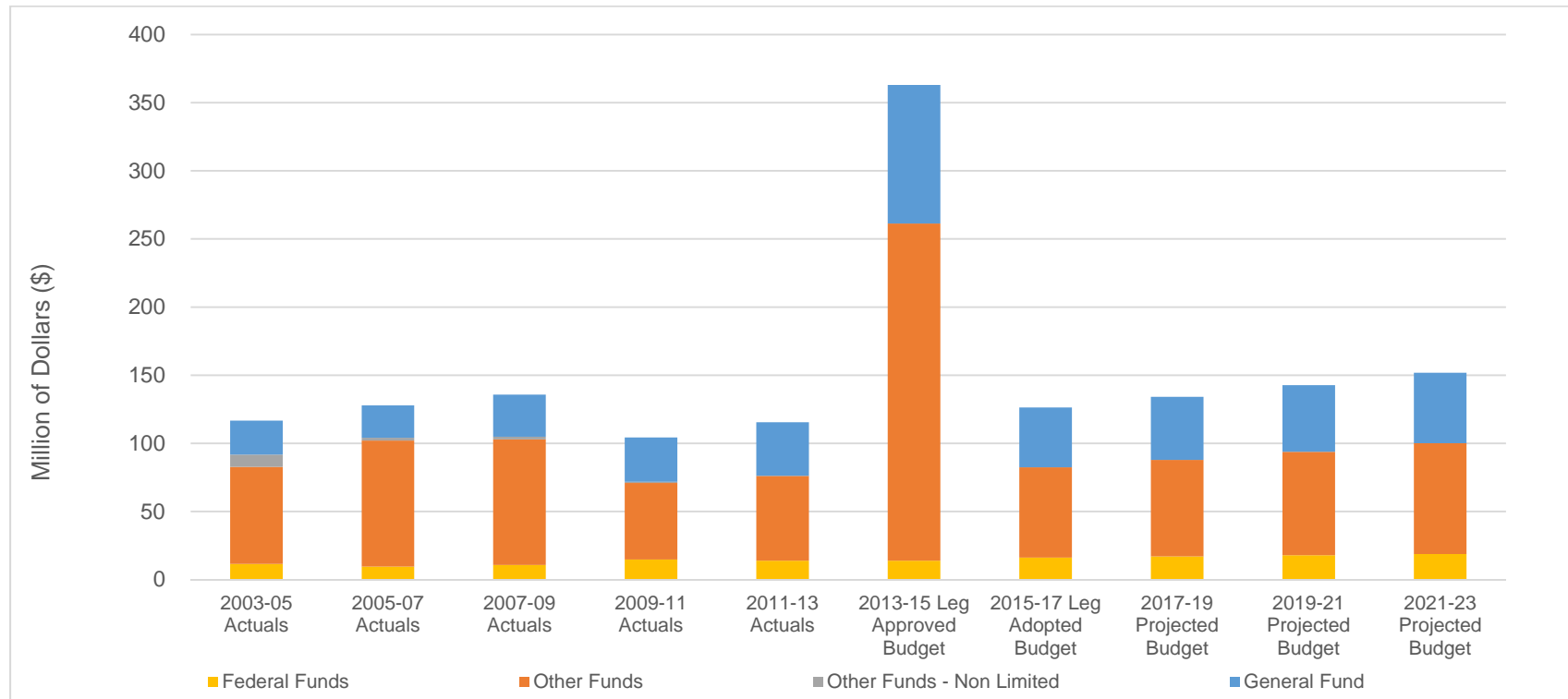
**10-Year Plan Outcome Areas:**

Primary Outcome Area: Economy and Jobs  
 Secondary Outcome Area: Healthy Environment

**Primary Program Contact:**

Doug Grafe, 503-945-7204

**Program Total Funds Budget:**



2011-13 and prior reflect actual expenditures, 2013-15 and forward reflect budget and projections

Agency Request

Governor's Budget

Legislatively Adopted

Budget Page E-3  
107BF02

## Budget Narrative

---

Department of Forestry

Fire Protection Program

Program Unit Narrative

### Program Overview:

Operating as Oregon's largest fire department, the Oregon Department of Forestry (ODF) protects 16 million acres of forestland. This is just over half of Oregon's forest land base and an asset worth an estimated \$60 billion. ODF's Fire Protection Division maintains a stable environment for ongoing investment in forest ownership, and protects public safety and signature natural resource values that benefit all Oregonians. The Division and Department's emphasis on prevention, and on suppressing fires quickly, while they are small, ensures cost-effective results for communities, the public and for forest landowners.

### Program Funding Request:

For the 2015-2017 biennium, the Fire Protection Division Legislatively Adopted Budget is \$126,288,582 (\$43,826,828 General Fund; \$66,214,401 Other Funds; and \$16,247,353 Federal Funds).

The Fire Protection Division's key performance measure for initial attack effectiveness is extinguishing 98 percent of fires at 10 acres or less. There is a direct correlation between decreased initial attack effectiveness and significant large-fire costs and resource loss. Funding at the requested level will support the Department and Division in striving to meet the 98 percent measure.

This funding level also safeguards jobs, and maintains ongoing investment in forest ownership and management. Fire protection is critical to maintaining and protecting the forest products sector, which provides more than 41,000 jobs in Oregon. It also protects communities and multiple forest values that benefit all Oregonians, such as clean air and water, fish and wildlife habitat, and scenic views.

The estimated cost for 2017-19 is \$134,151,237; for 2019-21 is \$142,666,358; and for 2021-23 is \$151,857,242.

Over the long-term, ODF's policy to ensure protection of life, resources and property is essential to maintaining working forests and improving economic, environmental and social benefits. Based on current needs, anticipated increases in fire season severity and rising wildfire suppression costs, the Fire Protection Division expects that at existing funding levels, the 98 percent initial attack performance measure will be met only in the mildest fire seasons. At the funding levels listed above, the Division anticipates increasing achievement of the 98 percent containment measure over the next ten years. Long-term, this will moderate or decrease overall costs, and protect communities, jobs, and valuable natural resources.

---

Agency Request

Governor's Budget

Legislatively Adopted

Budget Page E-4  
107BF02

## Budget Narrative

---

Department of Forestry

Fire Protection Program

Program Unit Narrative

### **Program Description:**

The Fire Protection Division protects privately-owned forests; state, county and city forests; and, by contract, U.S. Bureau of Land Management forests in western Oregon. Fire Protection has been ODF's top priority since the Agency's inception in 1911.

The Division's core mission provides protection through a complete, coordinated system that incorporates the Agency's resources with those of private forest landowners, federal agencies, other state agencies, city fire departments and rural fire protection districts. Fire prevention, detection and suppression are accomplished through 12 protection districts, including three private associations called Forest Protective Associations. Landowners play an essential role in supporting and enhancing the Fire Protection Division, which is financed through a blend of public and landowner dollars.

Sub-programs of the Division, including smoke management and fuels reduction, also provide important support.

The fire protection system operates within three specific tiers:

**Base-level protection**, the heart of the "fire department," provides quick initial attack, statewide coordination, large-fire support and aviation management.

**Severity resources**, air tankers, helicopters and other assets are positioned around the state wherever fire danger is greatest, a proven approach to keeping fires small.

**Large-fire funding** provides reimbursement for suppressing the fraction of fires that escape initial attack and grow large. A wildfire insurance policy, unique to Oregon, provides \$50 million through its deductible and direct coverage.

The Division works year round with many stakeholders and partners, including timber and grazing landowners, forest operators, homeowners, communities across the state, tourists and outdoor enthusiasts, federal agencies, and private firefighting contractors, among others. Their combined efforts protect a renewable resource that provides multiple benefits.

Major cost drivers include rising firefighting costs (personnel, contractors, equipment use, and training); trends related to climate conditions such as lightning and drought; increasing safety requirements; shifting federal fire policy; reductions in forest-sector industries which are important partners; escaped fires from unprotected and under-protected lands; decreasing levels of protection and buildup of fuel on federal lands; and the additional complexity of providing fire protection in the growing wildland-urban interface.

---

Agency Request

Governor's Budget

Legislatively Adopted

Budget Page E-5  
107BF02

## Budget Narrative

---

Department of Forestry

Fire Protection Program

Program Unit Narrative

### Program Justification and Link to 10-Year Outcome:

#### ***Strategy 1.1: Focus on sustainable business development and the chain of innovation***

Services provided by the Fire Protection Division cover nearly half of Oregon's forested land base. However, with decreased harvests in federally-owned forests, privately-owned forests account for more than three-quarters of statewide timber harvest. Forestry and wood products rank among the top four Oregon traded sectors. These industries are particularly important to rural economies, pay higher-than-average wages, and are connected to other thriving businesses.

Research by the University of Oregon and the Western Forestry Leadership Coalition found that large wildfires have many impacts on local economies, with total costs two to 30 times greater than what is typically reported. Direct expenses include infrastructure and business shutdowns, commerce disruption, and property losses. However, the full, long-term accounting considers loss of air and water quality (public health effects), ecosystems and habitat, timber, agricultural crops, recreation, tourism, and other public and private investments. Watersheds with scorched soils experience increased erosion, sediment, flooding and stream temperature fluctuations.

#### ***Strategy 1.2: Amplify economic effects and make Oregon's economy more resilient***

Much like preventive health care, ODF works with landowners to create healthy landscapes to better withstand wildfire without loss of life or investment. The Fire Protection Division engages directly with landowners and communities through Community Wildfire Protection Plans (including all 36 counties), the Oregon Forestland Urban Interface Fire Protection Act (including 16 counties with opportunities to include others), and the nationally recognized Firewise Communities program.

Forestry agencies and local stakeholders work together to reduce hazardous fuel buildup in dense, over-stocked forests. Woody biomass from fuels reduction projects supports clean technology industries, helps Oregon meet its renewable energy infrastructure goals, provides jobs, and helps revitalize rural economies. The Nature Conservancy estimates that of Oregon's 30 million acres of forests and woodlands, 25 million acres currently require active vegetation treatment.

The Environmental Protection Agency and Department of Environmental Quality have delegated authority to ODF's smoke management program to develop and implement clean air plans, maximizing prescribed burning while minimizing smoke emissions and impacts to people.

---

Agency Request

Governor's Budget

Legislatively Adopted

Budget Page E-6  
107BF02

# Budget Narrative

Department of Forestry

Fire Protection Program

Program Unit Narrative

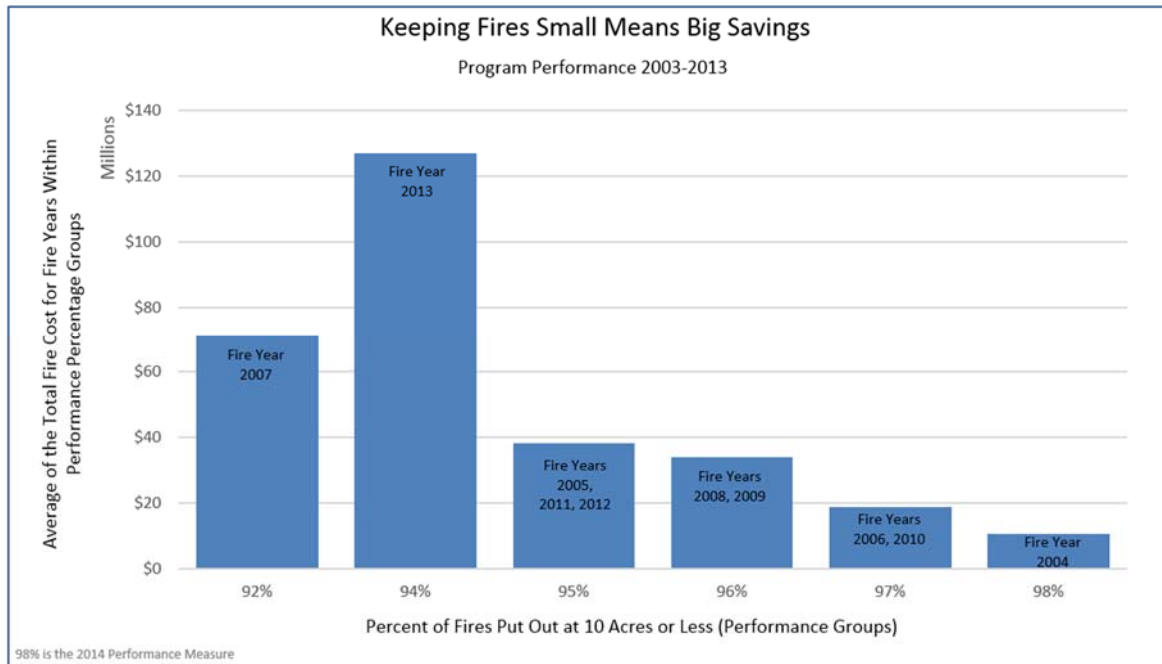
## Program Justification and Link to 10-Year Outcome: (Cont.)

**Strategy 1.2.6** directly states, “Ensure a cost-effective and coordinated wildfire protection system that provides for the protection of life, natural resources and communities by minimizing large wildfires.”

Economic prosperity and jobs are just a fraction of the total benefits that ODF protects each year. An effective fire program is the insurance policy for Oregon’s investments in the Economy and Jobs and Healthy Environment and Safety visions. These include a long-term supply of timber, improved forest and rangeland health, communities that are better prepared for catastrophic wildfire, and a stable platform for forestry investment.

## Program Performance:

Experience shows that overall, large-fire costs increase when the number of fires put out at 10 acres or less drops by even a few percentage points.



Agency Request

Governor's Budget

Legislatively Adopted

Budget Page E-7  
107BF02

## Budget Narrative

---

Department of Forestry

Fire Protection Program

Program Unit Narrative

### **Program Performance:** (Cont.)

Since 2004, 9,674 fires have burned 228,546 acres on ODF-protected land. On average, the program has responded to 967 fires annually. Climate, snowpack duration, rainfall trends and lightning have contributed to more severe fire seasons that start earlier or stretch longer than usual. The chart titled "Keeping Fires Small Means Big Savings" shows how costs can rapidly increase when the percentage of fires extinguished while still small drops even slightly.

Adequate funding and investments for firefighting resources, both on the ground and in the air, are vital for the Fire Protection Division to carry out its mission. An underfunded fire program today will translate to larger fires, higher costs, and resource damage in the future.

### **Enabling Legislation/Program Authorization:**

**ORS 321** outlines the public-private partnership that funds the system.

**ORS 477** declares forest conservation through fire prevention and suppression to be state policy; describes wildfire on inadequately protected forestland to be a nuisance; outlines responsibilities for landowners and the Department. Statutorily, ODF's top mission is to minimize risks and provide for the safety of Oregonians through aggressive wildfire suppression.

**ORS 526.** Through the forestland classification process, all land within a county is examined to determine which is forest and grazing land. A forest patrol fee is assessed from owners of these lands within ODF's protection district boundaries to help fund base-level fire protection.

### **Funding Streams Supporting the Program:**

**General Fund (GF).** These Public Share Fire Funds are acquired as a 50 percent match to private landowner assessments and serve to offset the costs of fires started by public activity (over a third) and lightning (a third), and to recognize the public benefits of a robust wildland fire protection system. This 50-50 match funds the base level of fire protection.

**Emergency Supplemental General Fund.** The Legislature and Emergency Board allocate a *Special Purpose Appropriation* for resources positioned around the state in response to immediate, severe fire danger. This encompasses the Department's air tanker program and portions of the helicopter program.

**Emergency Fire Cost.** The Oregon Forest Land Protection Fund provides emergency fire funding from private and public landowner assessments, and is used for large, expensive fires. The fund equalizes these costs across the state. *The fund protects the state General Fund and forest landowners from the high costs of severe fire seasons.*

---

Agency Request

Governor's Budget

Legislatively Adopted

Budget Page E-8  
107BF02



## Budget Narrative

Department of Forestry

Fire Protection Program

Program Unit Narrative

### Funding Streams Supporting the Program: (Cont.)

**Landowner Assessed Fees.** Forest Patrol assessments are based on annual budgets developed by each forest protection district and approved by the State Forester and Board of Forestry. These funds are used to leverage Public Share Fire Fund at a 50 percent match rate (base level of fire protection).

**Cooperative Fire.** These funds provide a ready source of additional fire suppression personnel at low or no cost to the forest protection system and local landowners. The program is funded from other landowners' payments for work done on their lands by fire personnel.

**Federal Funds.** The Department actively seeks federal funds to support the program's mission and goals. These funds have declined steadily in recent years, and at least one grant was eliminated as of fiscal year 2013.

### Funding Proposal Comparison:

The Fire Protection Program's 2015-17 funding proposal remains very similar to the 2013-15 budget, with the exception of the following two Policy Option Packages (POP's): POP 119 and 120.

POP 119: Rangeland Protection. This package provides support to Rangeland Fire Protection Associations by establishing one position dedicated to their support for a total of \$167,355. Specifically this position would provide:

- mapping support
- basic and annual refresher firefighter training
- fire equipment acquisition through the Federal Excess Property Program and Department of Defense Fire Fighter Program
- acquiring funding through various grants
- reimbursement of insurance and administrative costs
- technical support for the operation of the Rangeland Protection Association
- administrative support and coordination of association budgets
- coordination with federal partners, technical support and liaison during large-fire operations

POP 120: Rangeland Wildfire Threat Reduction. This package adds \$500,000 for Rangeland Wildfire Threat Reduction. This package provides funding for services, supplies and equipment in support of Rangeland Fire Protection Associations as well as the ability to contract with other entities to address rangeland wildfire management and suppression unprotected or under-protected lands. Funding is to be implemented consistent with wildfire-related provisions of Oregon's plan for addressing the conservation of Greater Sage Grouse and rural community vitality.

POP 840: End of Session Adjustments. This package was added by the Legislature. It includes additional support for Sage Grouse and reductions to Attorney General and State Government Service Charges. The result is a reduction of (\$319,463) General Fund, (\$11,196) Other Funds and (\$32,839) Federal Funds.

     Agency Request

     Governor's Budget

  X   Legislatively Adopted

Budget Page E-9  
107BF02

## Budget Narrative

Department of Forestry

Fire Protection Program

Program Unit Narrative

**Expenditures by Fund Type, Positions and FTEs:**

	2001-03	2003-05	2005-07	2007-09	2009-11	2011-13	2013-15	2015-17	2017-19	2019-21	2021-23
Program Budget	Actuals	Actuals	Actuals	Actuals	Actuals	Actuals	Leg Approved	Leg Adopted	Projected	Projected	Projected
General Fund	21,432,800	24,974,227	23,704,478	30,888,405	32,532,288	39,412,413	101,694,790	43,826,828	46,251,578	48,875,662	51,707,032
Other Funds	131,202,303	71,200,193	92,452,450	92,097,083	56,142,260	62,179,259	247,433,171	66,214,401	70,851,754	75,888,749	81,336,237
Other Funds - Non-Ltd	2,645,741	8,989,601	2,104,808	2,050,843	836,183	-	-	-	-	-	-
Federal Funds	5,953,402	11,546,395	9,600,179	10,775,365	14,801,093	13,922,512	15,823,821	16,247,353	17,047,905	17,901,947	18,813,973
<b>Total Funds</b>	<b>161,234,246</b>	<b>116,710,416</b>	<b>127,861,915</b>	<b>135,811,696</b>	<b>104,311,824</b>	<b>115,514,184</b>	<b>364,951,782</b>	<b>126,288,582</b>	<b>134,151,237</b>	<b>142,666,358</b>	<b>151,857,242</b>
Positions	722	745	708	726	731	684	693	694	697	697	697
FTE	358.06	371.51	397.27	409.45	411.76	392.13	394.73	395.28	398.22	398.22	398.22

**Activities, Programs and Issues:**

***Organization:***

Fire protection is provided through a complete and coordinated protection system that incorporates the resources of federal wildfire agencies, other state agencies, city fire departments, rural fire protection districts, and private forest landowners. The Department's program is delivered through a coordinated field/staff organization. The field function includes 12 forest protection districts, of which three are private, non-profit Forest Protective Association (FPA) operated districts. Each forest protection district provides the core fire suppression services of planning, prevention, detection, pre-suppression, initial attack, fire mobilization, and fuels management. There are also 14 rangeland associations in operation chartered under the Board of Forestry that provide a minimal base level of fire protection on rangelands not protected by the Department of Forestry.

Severity "Statewide" resources include two large air tankers and three helicopters strategically placed throughout the State based on weather and severity factors. The severity program also provides for immediate short-term capacity for additional helicopters, engines, crews and personnel on an as-needed basis and as fire season demands.

A key piece to the complete and coordinated fire protection system that doesn't show in budgets or get collected as revenues is the "in kind" support from landowners. Each year, millions of dollars are spent by landowners to maintain readiness of their own qualified personnel, equipment, gates, road maintenance, pump changes, etc., so that they can assist in the protection of their lands and their neighbor's lands.

ODF also manages large fires with the use of Incident Management Teams (IMT). There are currently three IMTs which are comprised of employees from across ODF and protective associations. Other Department personnel (funded outside of the fire program) serve in critical roles within the IMTs and are an important part of the fire militia.

Agency Request

Governor's Budget

Legislatively Adopted

Budget Page E-10  
107BF02

## Budget Narrative

---

Department of Forestry

Fire Protection Program

Program Unit Narrative

### Activities, Programs and Issues: (Cont.)

#### ***Our Customers***

Nearly all Oregonians are affected by the Fire Protection Division. Whether they own forestland, work in the forests or processing facilities, enjoy recreational opportunities, or own a home that borders the wildland urban interface, they are connected in some way.

- *Industrial landowners:* Through the forest patrol assessment, base funding for the Division is provided through a 50/50 share between private landowners and the General Fund. Public landowners pay the full rate. Industrial landowners also pay an assessment to the Oregon Forest Land Protection that funds costs for large fires.
- *Non-industrial landowners:* Primarily small woodland owners with less than 5,000 acres. Many of these parcels include improvements, such as homes. These homeowners pay forest patrol assessments as well as an improved lot surcharge, which goes to the Oregon Forest Land Protection Fund, which helps fund large-fire events beyond a local district's budget capabilities.
- *Government agency partners:* Through agreements, ODF provides protection for some federal lands (BLM), and state, county and other municipalities. These government agencies pay the full forest patrol assessment rate.
- *Firefighting resources:* ODF provides employment opportunities for interagency firefighting crews, aircraft, heavy equipment and local single resources when fires exceed district firefighting resources.
- *Local communities:* In the event of large fires, small towns can double in size as fire personnel are assigned to these incidents. Frequently, the local economy receives a boost at the expense of large fires. To the contrary, by providing protection near communities within or bordering forestland, the local economy is dependent on forest management and production jobs. These communities rely on ODF to keep working forests working.
- *General public:* ODF and the Division provide the general public healthy forests for recreation, habitat for wildlife, and clean streams. We also mitigate fuels through prescribed burns to prevent catastrophic fires while managing smoke intrusions and providing clean air.

---

Agency Request

Governor's Budget

Legislatively Adopted

Budget Page E-11  
107BF02

## Budget Narrative

---

Department of Forestry

Fire Protection Program

Program Unit Narrative

### Activities, Programs and Issues: (Cont.)

#### **Important Background for Decision Makers:**

**Forests, Fire, and Oregon's Economy.** Private forestlands are managed primarily for economic objectives, and ODF's Fire Protection Division is the insurance policy for such economic investments, accompanied by the many other benefits that these forests provide. The total economic activity of Oregon's natural resource industries amounts to over \$55 billion in output, which is roughly 37 percent of the state's annual domestic product. However, Oregon's natural resource agencies receive only one percent of the General Fund budget. In addition, one-in-three Oregonians work in natural resource-related fields, or in jobs supported by those industries, making up over one-third of the state's employment. Since the 1999-2001 biennium, General Fund investment in all agencies has risen 31.33 percent while investments in natural resource agencies has declined 2.52 percent.

**Loss of Federal Contributions.** Five federal agencies have wildland fire responsibilities: U.S. Forest Service, Bureau of Land Management, Bureau of Indian Affairs, National Park Service and Fish and Wildlife Service. All five federal agencies have made reductions in their fire protection budgets. Oregon and its cooperators use the "Closest Forces Concept" during initial attack on fires, and because of federal reductions there will be fewer firefighting resources available on the ground, and ODF resources will take a larger role in extinguishing fires on federal lands to protect adjacent private lands.

The federal government also provides many shared resources, especially aviation assets that are becoming increasingly scarce. In the past few years, the decline in available heavy air tankers resulted in a congressional inquiry. In addition, federal contracts for type one helicopters are being reduced on a national scale. Most, if not of these federal reductions, will cause ODF's costs to increase as more proactive roles are assumed in assisting federal agencies.

Several fire grant programs became available following the devastating fire season of 2000 to reduce the threat of wildfire. ODF has benefitted from federal grant support for fire prevention education, planning, capacity-building, preparedness, and fuel reduction treatments across Oregon. Without the direct investments provided by some specific federal programs, costs of protecting private and local government lands in Oregon could be much more expensive.

---

Agency Request

Governor's Budget

Legislatively Adopted

Budget Page E-12  
107BF02

## Budget Narrative

---

Department of Forestry

Fire Protection Program

Program Unit Narrative

### **Activities, Programs and Issues:** (Cont.)

### **Important Background for Decision Makers:** (Cont.)

### ***Loss of Federal Contributions:*** (Cont.)

Several fire grant programs became available following the devastating western fire season of 2000 to reduce the threats to communities and natural resources. ODF benefitted from federal support for fire prevention education, planning, capacity-building, preparedness, and fuel reduction treatments across Oregon. Without the direct investments provided by the following federal programs, costs of protecting private and local government lands in Oregon could be much more expensive:

- *Secure Rural Schools and Community Self-Determination Act*. Title III dollars stabilized payments to counties for schools, roads and other services and made additional investments in projects that enhanced forest ecosystems. The uncertainty around these dollars puts Firewise Community projects and Community Wildfire Protection Planning (CWPP) at risk.
- *The National Fire Plan (NFP)* has been primarily funded through the hazardous fuels management programs of each of the five federal agencies. At present, some programs under the NFP have limited funding available and allocations continue to decline each year.
- *The Rural Fire Assistance (RFA)* is funded through the United States Department of Interior (DOI) agencies, and provides assistance in training and equipment purchases to increase firefighter safety, improve the firefighting capabilities of rural volunteer fire departments, and enhance protection in the urban-wildland interface. The House and Senate terminated RFA as of December, 2011.
- *Ready Reserve (RR)* funding, as a part of RFA, provides wildland fire training to rural fire departments that protect their communities and assist the federal government with wildland fire protection. This funding source is unstable looking forward.
- ODF received *federal stimulus funding (Troubled Asset Relief Program and American Reinvestment and Recovery Act)*, to accomplish needed hazardous fuels reduction and mitigation activities in areas of high risk, while spurring economic activity and providing employment opportunities for local communities. Significant budget cuts and loss of staff during the recession weighed heavily on how projects were identified. These stimulus dollars will sunset in 2013-14.

---

Agency Request

Governor's Budget

Legislatively Adopted

Budget Page E-13  
107BF02

## Budget Narrative

---

Department of Forestry

Fire Protection Program

Program Unit Narrative

### Activities, Programs and Issues: (Cont.)

#### **Important Background for Decision Makers:** (Cont.)

**The Fire Environment.** Wildfire is a natural, ecological process. However, a long history of fire suppression throughout the state has inadvertently created dense, overstocked stands, and dangerous fuel loads will continue to build in the understory if not actively managed. Predominately this occurs on federal lands located next to, or intermingled, with actively managed private lands.

High fuel levels have contributed to increased fire acreage, fire intensity, cost and loss. Unfortunately, fire has no respect for property boundaries, and despite the best plans, weather and vegetation conditions can easily push wildfires onto private land. Challenges also exist in firefighting resource competition when large federal fires occur. In addition, continued expansion of the wildland-urban interface (WUI) and its potent mix of dwellings in forested areas results in increased fire suppression costs, significant home and property losses and increased threats to communities.

These challenges are exacerbated by changing climate conditions. Future climatic projections indicate that the mean annual temperature across most of the western US will increase by 2050, causing loss of moisture from soils and vegetation. Other impacts may include shifts in species range and type that supply fuel for fires; changes in snowpack duration and extent that affect water supplies; changes in the frequency and intensity of disease and pest disturbances; and changes in timing and amount of precipitation. Oregon is already experiencing fire seasons that are more severe, start earlier and stretch longer than usual.

Oregon's dry forests have been severely impacted by large fires, due to drought conditions and steep topography. Timber industry closures in eastern Oregon have resulted in loss of key infrastructure and resources. As a result, landowners with the lowest production timber lands are now paying the highest assessments for base protection due to reduced infrastructure and increasing fire season severity.

#### Return on investment from the 2015-17 Fire Protection Division budget:

Sufficient and efficient utilization of funds and resources enable ODF to protect natural resources, enhance public safety, protect jobs and businesses related to the forest and tourism sectors, and reduce the level of carbon and other emissions that affect air quality.

Approval of the current service level, together with proposed strategic policy packages, will facilitate greater efficiency, monitoring and accountability of resources that contribute to the complete and coordinated wildfire suppression system in Oregon. Development and implementation of objectives to achieve two- and ten-year plans are expected to provide measurable accomplishments in three of the key program areas, including Jobs and Economy, Safety and Healthy Environments.

---

Agency Request

Governor's Budget

Legislatively Adopted

Budget Page E-14  
107BF02

## Budget Narrative

---

Department of Forestry

Fire Protection Program

Program Unit Narrative

### Activities, Programs and Issues: (Cont.)

#### **Important Background for Decision Makers:** (Cont.)

#### Expected Results from 2015 – 2017 for the Division and Return on Investment:

- Restructure fire funding by investing limited dollars in the base and severity to stop fires at the smallest possible size, which will limit the number of large multi-million dollar fires
- Increase initial attack capacity to provide an adequate level of fire protection and lower the overall cost of fire protection
- Recruit, train, and maintain local fire district capability in wildland fire protection
- Increase capacity of fire-fighting resources by exploring new contracts/agreements
- Reduce carbon emission by minimizing wildland fire size through aggressive initial attack and additional capacity
- Work with federal agencies to help mitigate the forest health/excessive fuels problem on millions of acres of federal lands in Oregon
- Work with counties and communities to update their community wildfire protection plans with the latest information
- Coordinate with Oregon State Fire Marshal and other agencies to promote defensible space in wildland urban interface
- Continue to seek and use grants to improve technology, reduce hazardous fuels, make more homes fire defensible, and equip local fire districts
- Complete implementation of Forest Land Classification in remaining Oregon counties, providing coordination and improved processes
- Provide improved fire environment technology and analysis tools that assist in development of more accurate predictions of large fires
- Understand and respond to needs for improving forest health
- Implement recommendation of Investigation/Cost Recovery task force; which includes certifying a pool of fire investigators
- Work cooperatively with local entities to eliminate or substantially reduce the amount of land in Oregon which has no fire protection
- Conduct review of District Protection Plans for compliance with Standards of Protection
- Work with the Department of Administrative Services and others to improve the efficiency of emergency business systems
- Provide safe, reliable aviation platform that meets USFS standards for the Insect and Disease Program

---

Agency Request

Governor's Budget

Legislatively Adopted

Budget Page E-15  
107BF02

## Budget Narrative

---

Department of Forestry

Fire Protection Program

Program Unit Narrative

### **Activities, Programs and Issues:** (Cont.)

#### **Important Background for Decision Makers:** (Cont.)

#### **Expected Results from 2015 – 2017 for the Division: Return on Investment:** (Cont.)

- Implement changes to Smoke Management Program rules and guidelines from the 2012-13 Smoke Management Plan Review
- Review and implement funding alternatives to maintain a viable fire cache system and equipment to support Agency needs
- Coordinate implementation of Regional Haze Plan with Department of Environmental Quality (DEQ) and Environmental Protection Agency (EPA)
- Update computer systems and software that currently utilize the mainframe to deliver financial information into the Statewide Financial Management System
- Update outdated computer software used to invoice and collect forest patrol assessments

#### **Revenue Sources and Proposed Revenue Changes:**

The Fire Protection Division is funded by a diverse set of funds, which include:

- Public Share Fire Fund (General Fund)
- Forest Patrol (Landowner funds)
- Cooperative Fire (Other funds)
- Federal Funds
- Emergency Fire Cost (Landowner and General Fund)

Forestland fire protection in Oregon is a shared responsibility between the private landowner and the public. The matching rate in statute for private lands is 50 percent General Fund to 50 percent forest patrol assessments for base fire protection. Public landowners do not receive the General Fund match, and pay the full cost of fire protection. Due to legislative action in 2009-11, public landowners annually pay an additional amount per acre for agency administration. There are no lottery funds utilized in the program. Additional information on Fire Protection Division funding can be found on page E-8 of this proposal.

#### **Proposed New Laws:**

None.

---

Agency Request

Governor's Budget

Legislatively Adopted

Budget Page E-16  
107BF02



## Budget Narrative

Department of Forestry

Fire Protection Program

Program Unit Narrative

**Base Budget:**

	<u>Agency Requested</u>	<u>Governor's Budget</u>	<u>Legislatively Adopted</u>
General Fund	\$81,162,457	\$81,162,457	\$81,162,457
Other Funds	\$189,743,258	\$189,743,258	\$189,743,258
Federal Fund	\$15,973,277	\$15,973,277	\$15,973,277
<b>All Funds</b>	<b>\$286,878,992</b>	<b>\$286,878,992</b>	<b>\$286,878,992</b>
<b>Positions/FTE:</b>	<b>693 / 394.49</b>	<b>693 / 394.49</b>	<b>693 / 394.49</b>

**Essential Packages:**

	<u>Agency Requested</u>	<u>Governor's Budget</u>	<u>Legislatively Adopted</u>
General Fund			
Package 010 Non-PICS Personal Svc.	\$419,052	\$419,052	\$419,052
Package 021 Phase-in	\$412,000	\$412,000	\$412,000
Package 022 Phase-outs & One-Time Costs	(\$42,000,000)	(\$42,000,000)	(\$42,000,000)
Package 031 Standard Inflation	\$543,270	\$530,016	\$543,270
Package 032 Above Standard Inflation	\$85,735	\$85,735	\$85,735
Package 033 Exceptional Inflation	\$1,606,211	\$1,150,757	\$1,606,211
Sub-Total, General Fund	<b>(\$38,933,732)</b>	<b>(\$39,402,440)</b>	<b>(\$38,933,732)</b>
Other Funds			
Package 010 Non-PICS Personal Svc.	\$177,409	\$177,409	\$177,409
Package 022 Phase-outs & One-Time Costs	(\$124,000,000)	(\$124,000,000)	(\$124,000,000)
Package 031 Standard Inflation	\$399,480	\$365,360	\$399,480
Package 032 Above Standard Inflation	\$29,707	\$29,707	\$29,707
Sub-Total, Other Funds	<b>(\$123,393,404)</b>	<b>(\$123,427,524)</b>	<b>(\$123,393,404)</b>

     Agency Request

     Governor's Budget

  X   Legislatively Adopted

Budget Page E-17  
107BF02

## Budget Narrative

Department of Forestry

Fire Protection Program

Program Unit Narrative

**Essential Packages:**

	<u>Agency Requested</u>	<u>Governor's Budget</u>	<u>Legislatively Adopted</u>
Federal Funds			
Package 010 Non-PICS Personal Svc.	\$28,457	\$28,457	\$28,457
Package 031 Standard Inflation	\$363,955	\$343,734	\$363,955
Package 032 Above Standard Inflation	\$5,702	\$5,702	\$5,702
Sub-Total, Federal Funds	<b>\$398,114</b>	<b>\$377,893</b>	<b>\$398,114</b>
<b>Total, All Funds</b>	<b>(\$161,929,022)</b>	<b>(\$162,452,071)</b>	<b>(\$161,929,022)</b>
<b>Positions/FTE:</b>	<b>0 / 0.00</b>	<b>0 / 0.00</b>	<b>0 / 0.00</b>

**Current Service Level:**

	<u>Agency Requested</u>	<u>Governor's Budget</u>	<u>Legislatively Adopted</u>
General Fund	\$42,228,725	\$41,760,016	\$42,228,725
Other Funds	\$66,349,854	\$66,315,734	\$66,349,854
Federal Fund	\$16,371,391	\$16,351,170	\$16,371,391
<b>Total, All Funds</b>	<b>\$124,949,970</b>	<b>\$124,426,920</b>	<b>\$124,949,970</b>
<b>Positions/FTE:</b>	<b>693 / 394.49</b>	<b>693 / 394.49</b>	<b>693 / 394.49</b>

Agency Request

Governor's Budget

Legislatively Adopted

Budget Page E-18  
107BF02

## Budget Narrative

Department of Forestry

Fire Protection Program

Program Unit Narrative

**Policy Packages:**

	<u>Agency Requested</u>	<u>Governor's Budget</u>	<u>Legislatively Adopted</u>
General Fund			
Package 110 Fire Season Severity Program	\$5,100,000	\$0	\$0
Package 116 Enterprise business investments	171,905	\$0	\$0
Package 119 Rangeland Protection Assn. Support	\$459,130	\$459,130	\$258,554
Package 120 Rangeland Wildfire Threat Reduction	--	\$1,200,000	\$500,000
Package 181 Services & Supplies Shortfall	\$214,498	\$214,498	\$214,498
Package 182 Agency Admin Tech. Adjustments	\$124,057	\$124,057	\$124,057
Package 183 Administrative Capacity	\$326,629	\$326,629	\$0
Package 184 IT Restructure	\$11,080	\$11,080	\$11,080
Package 840 End of Session Adjustments	\$0	\$0	\$489,914
<b>Sub-Total, Other Funds:</b>	<b>\$7,203,355</b>	<b>\$2,335,394</b>	<b>\$1,598,103</b>
Other Funds Non-Ltd			
Package 113 Non-limited Other Funds authority	\$20,000,000	\$10,000,000	\$0
<b>Sub-Total, Federal Funds:</b>	<b>\$20,000,000</b>	<b>\$10,000,000</b>	<b>\$0</b>
Other Funds			
Package 116 Enterprise business investments	\$410,035	\$0	\$0
Package 182 Agency Admin Tech. Adjustments	(\$124,257)	(\$124,257)	(\$124,257)
Package 840 End of Session Adjustments	\$0	\$0	(\$11,196)
<b>Sub-Total, Other Funds:</b>	<b>\$285,778</b>	<b>(\$124,257)</b>	<b>(\$135,453)</b>
Federal Funds			
Package 119 Rangeland Protection Assn. Support	(\$182,398)	(\$182,398)	(\$91,199)
Package 840 End of Session Adjustments	\$0	\$0	(\$32,839)
<b>Sub-Total, Federal Funds:</b>	<b>(\$182,398)</b>	<b>(\$182,398)</b>	<b>(\$124,038)</b>
<b>Total, All Funds</b>	<b>\$27,306,735</b>	<b>\$12,028,739</b>	<b>\$1,338,612</b>
<b>Positions/FTE:</b>	<b>4 / 3.79</b>	<b>1 / 0.79</b>	<b>1 / 0.79</b>

Agency Request

Governor's Budget

Legislatively Adopted

Budget Page E-19  
107BF02

## Budget Narrative

Department of Forestry

Fire Protection Program

Program Unit Narrative

**Total Program Biennial Budget:**

	<u>Agency Requested</u>	<u>Governor's Budget</u>	<u>Legislatively Adopted</u>
General Fund	\$49,432,080	\$44,095,411	\$43,826,828
Other Funds Non-Ltd	\$20,000,000	\$10,000,000	\$0
Other Funds	\$66,635,632	\$66,191,477	\$66,214,401
Federal Funds	\$16,188,993	\$16,168,772	\$16,247,353
<b>All Funds:</b>	<b>\$152,256,705</b>	<b>\$136,455,660</b>	<b>\$126,288,582</b>
<b>Positions/FTE:</b>	<b>697 / 398.28</b>	<b>694 / 395.28</b>	<b>694 / 395.28</b>

Agency Request

Governor's Budget

Legislatively Adopted

Budget Page E-20  
107BF02

## Budget Narrative

Department of Forestry

Fire Protection Program

Program Unit Narrative  
Essential Packages

Base Budget Package #	Base Budget Package Title
000	Current Service Level Exception Request - Base Budget Change

Approved returning Seasonal positions which were vacant during the PICS Roll in April had their Step Rates adjusted. This biennium, the adjustment occurred in the Base, rather than in Package 032. In the Fire Protection program this resulted in an increase of \$285,877 General Fund, \$776,278 Other Funds and \$67,664 Federal Funds, for a net increase of \$1,129,819. There is no change to Position Counts or FTE.

Essential Package #	Essential Package Title
010	Non-PICS Personal Services Adjustments

This Package includes standard inflation of three percent on non-PICS items such as temporaries, overtime, shift differential, all other differentials and unemployment compensation, including the OPE associated with them. The sum of these non-PICS Personal Services items equals \$157,691. Mass Transit has increased by \$15,818 All Funds. The Fire Protection program Vacancy Savings Factor decreased from the prior biennium, resulting in an \$116,185 increase in Personal Services; \$165,085 GF, (\$56,952) OF and \$8,052 FF. This package also includes a \$361,696 increase to the program's contribution to Pension Obligation Bond debt service, \$205,129 GF, \$141,755 OF and \$14,812 FF. The net effect of the above is an increase of \$624,918.

Essential Package #	Essential Package Title
021	Phase In

The purpose of this package is to phase in Wildfire Protection Act funding, the remainder of HB2050, for a General Fund increase of \$412,000. There was no change to Position Counts or FTE.

Essential Package #	Essential Package Title
022	Program Phase Outs

The purpose of this package is to Phase Out one-time budget increases remaining from prior biennia. In Fire Protection two items are being Phased Out. (A) First is the removal of a one-time only increase from the Special Purpose Appropriation by the November 2013 Emergency Board in the amount of \$2 million General Fund and \$1.24 million Other Funds. (B) Second is the removal of an additional SPA increase from the February 2014 Emergency Board due to extraordinary 2013 fire costs, in the amount of \$40 million General Fund. Program-wide, the net of these two actions being Phased Out of the 2015-17 budget is a General Fund decrease of (\$42 million) and Other Funds decrease of (\$124 million).

Agency Request

Governor's Budget

Legislatively Adopted

Budget Page E-21  
107BF02

## Budget Narrative

Department of Forestry

Fire Protection Program

Program Unit Narrative  
Essential Packages

Essential Package #	Essential Package Title
031	Standard Inflation

The Cost of Goods and Services increased by \$1,622,054. This is based on the standard three percent inflation factor for Services & Supplies and Capital Outlay items, except for State Government Service Charges and Attorney General Charges, which are based on the 2015-17 Price List of Goods and Services. State Government Services Charges decreased by (\$383,188) AF. Attorney General charges increased by 19.2 percent resulting in an increase of \$67,839 AF. The net effect of the package is an increase of \$1,306,705 All Funds.

Essential Package #	Essential Package Title
032	Above Standard Inflation

Per Budget Instructions, Professional Services receive an additional 0.3 percent inflation above standard three percent, resulting in an adjustment of \$7,859 General Fund, \$29,707 Other Funds and \$5,702 Federal Funds, for an All Funds total increase of \$43,268. Above standard inflation costs in the Agency Administration program are supported by the Fire Protection Division through the Admin Prorate. This results in an additional General Fund increase of \$77,876. The net of all Package 032 activity is an increase of \$85,735 General Fund, \$29,707 Other Funds and \$5,702 Federal Funds, for All Funds increase of \$121,144.

Essential Package #	Essential Package Title
033	Exceptional Inflation

This package includes two items. First is an inflation adjustment for the Agency Administration budget funded by the Admin Prorate; and second, the increase to the Department's fire insurance premium for the 2015-17 biennium resulting in an increase of \$518,036 General Fund. The total cost of the package is \$1,606,211 General Fund.

Essential Package #	Essential Package Title
050	Fund Shifts

None.

Agency Request

Governor's Budget

Legislatively Adopted

Budget Page E-22  
107BF02

## Budget Narrative

Department of Forestry

Fire Protection Program

Program Unit Narrative  
Essential Packages

Essential Package #	Essential Package Title
060	Technical Adjustments

None.

Modify Current Service Level	Essential Package Title
070	Enhancement Package No. 070: Revenue Shortfalls

None.

Modify Current Service Level	Essential Package Title
080	Emergency Board (or Special Legislative Session) Actions After April 2008

None.

Agency Request

Governor's Budget

Legislatively Adopted

Budget Page E-23  
107BF02

**ESSENTIAL AND POLICY PACKAGE FISCAL IMPACT SUMMARY**

Forestry, Dept of  
Pkg: 010 - Non-PICS Psnl Svc / Vacancy Factor

Cross Reference Name: Fire Protection  
Cross Reference Number: 62900-010-00-00-00000

<i>Description</i>	General Fund	Lottery Funds	Other Funds	Federal Funds	Nonlimited Other Funds	Nonlimited Federal Funds	All Funds
<b>Revenues</b>							
General Fund Appropriation	419,052	-	-	-	-	-	419,052
<b>Total Revenues</b>	<b>\$419,052</b>	-	-	-	-	-	<b>\$419,052</b>
<b>Personal Services</b>							
Temporary Appointments	4,074	-	9,479	1,218	-	-	14,771
Overtime Payments	26,812	-	48,646	2,720	-	-	78,178
Shift Differential	1,776	-	3,348	53	-	-	5,177
All Other Differential	4,604	-	8,810	1,602	-	-	15,016
Public Employees' Retire Cont	6,012	-	11,012	793	-	-	17,817
Pension Obligation Bond	205,129	-	141,755	14,812	-	-	361,696
Social Security Taxes	2,851	-	5,376	428	-	-	8,655
Unemployment Assessments	6,536	-	11,541	-	-	-	18,077
Mass Transit Tax	5,036	-	10,782	-	-	-	15,818
Vacancy Savings	165,085	-	(56,952)	8,052	-	-	116,185
Reconciliation Adjustment	(8,863)	-	(16,388)	(1,221)	-	-	(26,472)
<b>Total Personal Services</b>	<b>\$419,052</b>	-	<b>\$177,409</b>	<b>\$28,457</b>	-	-	<b>\$624,918</b>
<b>Total Expenditures</b>							
Total Expenditures	419,052	-	177,409	28,457	-	-	624,918
<b>Total Expenditures</b>	<b>\$419,052</b>	-	<b>\$177,409</b>	<b>\$28,457</b>	-	-	<b>\$624,918</b>



**ESSENTIAL AND POLICY PACKAGE FISCAL IMPACT SUMMARY**

Forestry, Dept of  
Pkg: 010 - Non-PICS Psnl Svc / Vacancy Factor

Cross Reference Name: Fire Protection  
Cross Reference Number: 62900-010-00-00-00000

<i>Description</i>	General Fund	Lottery Funds	Other Funds	Federal Funds	Nonlimited Other Funds	Nonlimited Federal Funds	All Funds
<b>Ending Balance</b>							
Ending Balance	-	-	(177,409)	(28,457)	-	-	(205,866)
<b>Total Ending Balance</b>	-	-	<b>(\$177,409)</b>	<b>(\$28,457)</b>	-	-	<b>(\$205,866)</b>

**ESSENTIAL AND POLICY PACKAGE FISCAL IMPACT SUMMARY**

Forestry, Dept of  
Pkg: 021 - Phase-in

Cross Reference Name: Fire Protection  
Cross Reference Number: 62900-010-00-00-00000

<i>Description</i>	General Fund	Lottery Funds	Other Funds	Federal Funds	Nonlimited Other Funds	Nonlimited Federal Funds	All Funds
<b>Revenues</b>							
General Fund Appropriation	412,000	-	-	-	-	-	412,000
<b>Total Revenues</b>	<b>\$412,000</b>	-	-	-	-	-	<b>\$412,000</b>
<b>Services &amp; Supplies</b>							
Professional Services	412,000	-	-	-	-	-	412,000
<b>Total Services &amp; Supplies</b>	<b>\$412,000</b>	-	-	-	-	-	<b>\$412,000</b>
<b>Total Expenditures</b>							
Total Expenditures	412,000	-	-	-	-	-	412,000
<b>Total Expenditures</b>	<b>\$412,000</b>	-	-	-	-	-	<b>\$412,000</b>
<b>Ending Balance</b>							
Ending Balance	-	-	-	-	-	-	-
<b>Total Ending Balance</b>	-	-	-	-	-	-	-

**ESSENTIAL AND POLICY PACKAGE FISCAL IMPACT SUMMARY**

Forestry, Dept of  
Pkg: 022 - Phase-out Pgm & One-time Costs

Cross Reference Name: Fire Protection  
Cross Reference Number: 62900-010-00-00-00000

<i>Description</i>	General Fund	Lottery Funds	Other Funds	Federal Funds	Nonlimited Other Funds	Nonlimited Federal Funds	All Funds
<b>Revenues</b>							
General Fund Appropriation	(42,000,000)	-	-	-	-	-	(42,000,000)
<b>Total Revenues</b>	<b>(\$42,000,000)</b>	<b>-</b>	<b>-</b>	<b>-</b>	<b>-</b>	<b>-</b>	<b>(\$42,000,000)</b>
<b>Personal Services</b>							
Temporary Appointments	(300,000)	-	-	-	-	-	(300,000)
Overtime Payments	(1,733,214)	-	-	-	-	-	(1,733,214)
Shift Differential	(120,000)	-	-	-	-	-	(120,000)
All Other Differential	(350,000)	-	-	-	-	-	(350,000)
Public Employees' Retire Cont	(399,002)	-	-	-	-	-	(399,002)
Social Security Taxes	(191,496)	-	-	-	-	-	(191,496)
Mass Transit Tax	(15,420)	-	-	-	-	-	(15,420)
<b>Total Personal Services</b>	<b>(\$3,109,132)</b>	<b>-</b>	<b>-</b>	<b>-</b>	<b>-</b>	<b>-</b>	<b>(\$3,109,132)</b>
<b>Services &amp; Supplies</b>							
Instate Travel	(850,000)	-	-	-	-	-	(850,000)
Employee Training	(120,000)	-	-	-	-	-	(120,000)
Office Expenses	(3,600,000)	-	-	-	-	-	(3,600,000)
Professional Services	(24,660,868)	-	(84,150,000)	-	-	-	(108,810,868)
Agency Program Related S and S	(3,400,000)	-	(14,850,000)	-	-	-	(18,250,000)
Other Services and Supplies	(3,200,000)	-	(25,000,000)	-	-	-	(28,200,000)
<b>Total Services &amp; Supplies</b>	<b>(\$35,830,868)</b>	<b>-</b>	<b>(\$124,000,000)</b>	<b>-</b>	<b>-</b>	<b>-</b>	<b>(\$159,830,868)</b>
<b>Special Payments</b>							
Dist to Other Gov Unit	(560,000)	-	-	-	-	-	(560,000)

\_\_\_\_ Agency Request  
2015-17 Biennium

\_\_\_\_ Governor's Budget  
Page \_\_\_\_\_

\_\_\_\_ Legislatively Adopted  
Essential and Policy Package Fiscal Impact Summary - BPR013

\_\_\_\_ Agency Request

\_\_\_\_ Governor's Budget

  X   Legislatively Adopted

Budget Page E-27

**ESSENTIAL AND POLICY PACKAGE FISCAL IMPACT SUMMARY**

Forestry, Dept of  
Pkg: 022 - Phase-out Pgm & One-time Costs

Cross Reference Name: Fire Protection  
Cross Reference Number: 62900-010-00-00-00000

<i>Description</i>	General Fund	Lottery Funds	Other Funds	Federal Funds	Nonlimited Other Funds	Nonlimited Federal Funds	All Funds
<b>Special Payments</b>							
Dist to Non-Gov Units	(2,500,000)	-	-	-	-	-	(2,500,000)
<b>Total Special Payments</b>	<b>(\$3,060,000)</b>	-	-	-	-	-	<b>(\$3,060,000)</b>
<b>Total Expenditures</b>							
Total Expenditures	(42,000,000)	-	(124,000,000)	-	-	-	(166,000,000)
<b>Total Expenditures</b>	<b>(\$42,000,000)</b>	-	<b>(\$124,000,000)</b>	-	-	-	<b>(\$166,000,000)</b>
<b>Ending Balance</b>							
Ending Balance	-	-	124,000,000	-	-	-	124,000,000
<b>Total Ending Balance</b>	-	-	<b>\$124,000,000</b>	-	-	-	<b>\$124,000,000</b>

**ESSENTIAL AND POLICY PACKAGE FISCAL IMPACT SUMMARY**

**Forestry, Dept of**  
**Pkg: 031 - Standard Inflation**

**Cross Reference Name: Fire Protection**  
**Cross Reference Number: 62900-010-00-00-00000**

<i>Description</i>	General Fund	Lottery Funds	Other Funds	Federal Funds	Nonlimited Other Funds	Nonlimited Federal Funds	All Funds
<b>Revenues</b>							
General Fund Appropriation	543,270	-	-	-	-	-	543,270
<b>Total Revenues</b>	<b>\$543,270</b>	-	-	-	-	-	<b>\$543,270</b>
<b>Services &amp; Supplies</b>							
Instate Travel	16,210	-	34,351	19,688	-	-	70,249
Out of State Travel	172	-	6,927	767	-	-	7,866
Employee Training	1,825	-	4,626	12,749	-	-	19,200
Office Expenses	10,567	-	26,153	10,165	-	-	46,885
Telecommunications	17,403	-	50,756	2,424	-	-	70,583
State Gov. Service Charges	(99,764)	-	(255,450)	(27,974)	-	-	(383,188)
Data Processing	233	-	1,537	4	-	-	1,774
Publicity and Publications	867	-	5,733	16,918	-	-	23,518
Professional Services	78,588	-	297,066	57,023	-	-	432,677
IT Professional Services	-	-	-	-	-	-	-
Attorney General	1,615	-	7,391	58,833	-	-	67,839
Employee Recruitment and Develop	673	-	1,529	762	-	-	2,964
Dues and Subscriptions	52	-	123	11	-	-	186
Fuels and Utilities	-	-	-	-	-	-	-
Facilities Maintenance	-	-	-	-	-	-	-
Food and Kitchen Supplies	972	-	4,661	283	-	-	5,916
Medical Services and Supplies	-	-	-	-	-	-	-
Agency Program Related S and S	13,521	-	28,656	20,482	-	-	62,659
Intra-agency Charges	-	-	-	-	-	-	-
Other Services and Supplies	20,304	-	58,715	4,781	-	-	83,800
Expendable Prop 250 - 5000	1,420	-	4,407	2,337	-	-	8,164

\_\_\_\_ Agency Request  
2015-17 Biennium

\_\_\_\_ Governor's Budget  
Page \_\_\_\_\_

\_\_\_\_ Legislatively Adopted  
Essential and Policy Package Fiscal Impact Summary - BPR013

\_\_\_\_ Agency Request

\_\_\_\_ Governor's Budget

  X   Legislatively Adopted

Budget Page E-29

**ESSENTIAL AND POLICY PACKAGE FISCAL IMPACT SUMMARY**

Forestry, Dept of  
Pkg: 031 - Standard Inflation

Cross Reference Name: Fire Protection  
Cross Reference Number: 62900-010-00-00-00000

<i>Description</i>	General Fund	Lottery Funds	Other Funds	Federal Funds	Nonlimited Other Funds	Nonlimited Federal Funds	All Funds
<b>Services &amp; Supplies</b>							
IT Expendable Property	2,064	-	11,370	2,933	-	-	16,367
<b>Total Services &amp; Supplies</b>	<b>\$66,722</b>	<b>-</b>	<b>\$288,551</b>	<b>\$182,186</b>	<b>-</b>	<b>-</b>	<b>\$537,459</b>
<b>Capital Outlay</b>							
Office Furniture and Fixtures	150	-	321	-	-	-	471
Telecommunications Equipment	-	-	5	-	-	-	5
Technical Equipment	-	-	135	-	-	-	135
Industrial and Heavy Equipment	4,060	-	9,926	-	-	-	13,986
Automotive and Aircraft	-	-	366	-	-	-	366
Data Processing Software	-	-	-	-	-	-	-
Data Processing Hardware	150	-	7,133	-	-	-	7,283
Land and Improvements	-	-	617	-	-	-	617
Building Structures	476	-	89	-	-	-	565
Other Capital Outlay	258	-	177	-	-	-	435
<b>Total Capital Outlay</b>	<b>\$5,094</b>	<b>-</b>	<b>\$18,769</b>	<b>-</b>	<b>-</b>	<b>-</b>	<b>\$23,863</b>
<b>Special Payments</b>							
Dist to Cities	-	-	-	4,828	-	-	4,828
Dist to Counties	-	-	-	527	-	-	527
Dist to Other Gov Unit	-	-	1,098	18,783	-	-	19,881
Dist to Non-Gov Units	164,414	-	91,062	56,091	-	-	311,567
Dist to Individuals	-	-	-	101,540	-	-	101,540
Intra-Agency Gen Fund Transfer	307,040	-	-	-	-	-	307,040
Other Special Payments	-	-	-	-	-	-	-

\_\_\_\_ Agency Request  
2015-17 Biennium

\_\_\_\_ Governor's Budget  
Page \_\_\_\_\_

\_\_\_\_ Legislatively Adopted  
Essential and Policy Package Fiscal Impact Summary - BPR013

\_\_\_\_ Agency Request

\_\_\_\_ Governor's Budget

  X   Legislatively Adopted

Budget Page E-30

**ESSENTIAL AND POLICY PACKAGE FISCAL IMPACT SUMMARY**

Forestry, Dept of  
Pkg: 031 - Standard Inflation

Cross Reference Name: Fire Protection  
Cross Reference Number: 62900-010-00-00-00000

<i>Description</i>	General Fund	Lottery Funds	Other Funds	Federal Funds	Nonlimited Other Funds	Nonlimited Federal Funds	All Funds
<b>Special Payments</b>							
Spc Pmt to OR University System	-	-	-	-	-	-	-
<b>Total Special Payments</b>	<b>\$471,454</b>	-	<b>\$92,160</b>	<b>\$181,769</b>	-	-	<b>\$745,383</b>
<b>Total Expenditures</b>							
Total Expenditures	543,270	-	399,480	363,955	-	-	1,306,705
<b>Total Expenditures</b>	<b>\$543,270</b>	-	<b>\$399,480</b>	<b>\$363,955</b>	-	-	<b>\$1,306,705</b>
<b>Ending Balance</b>							
Ending Balance	-	-	(399,480)	(363,955)	-	-	(763,435)
<b>Total Ending Balance</b>	-	-	<b>(\$399,480)</b>	<b>(\$363,955)</b>	-	-	<b>(\$763,435)</b>

**ESSENTIAL AND POLICY PACKAGE FISCAL IMPACT SUMMARY**

Forestry, Dept of  
Pkg: 032 - Above Standard Inflation

Cross Reference Name: Fire Protection  
Cross Reference Number: 62900-010-00-00-00000

<i>Description</i>	General Fund	Lottery Funds	Other Funds	Federal Funds	Nonlimited Other Funds	Nonlimited Federal Funds	All Funds
<b>Revenues</b>							
General Fund Appropriation	85,735	-	-	-	-	-	85,735
<b>Total Revenues</b>	<b>\$85,735</b>	-	-	-	-	-	<b>\$85,735</b>
<b>Services &amp; Supplies</b>							
Professional Services	7,859	-	29,707	5,702	-	-	43,268
<b>Total Services &amp; Supplies</b>	<b>\$7,859</b>	-	<b>\$29,707</b>	<b>\$5,702</b>	-	-	<b>\$43,268</b>
<b>Special Payments</b>							
Intra-Agency Gen Fund Transfer	77,876	-	-	-	-	-	77,876
<b>Total Special Payments</b>	<b>\$77,876</b>	-	-	-	-	-	<b>\$77,876</b>
<b>Total Expenditures</b>							
Total Expenditures	85,735	-	29,707	5,702	-	-	121,144
<b>Total Expenditures</b>	<b>\$85,735</b>	-	<b>\$29,707</b>	<b>\$5,702</b>	-	-	<b>\$121,144</b>
<b>Ending Balance</b>							
Ending Balance	-	-	(29,707)	(5,702)	-	-	(35,409)
<b>Total Ending Balance</b>	-	-	<b>(\$29,707)</b>	<b>(\$5,702)</b>	-	-	<b>(\$35,409)</b>



**ESSENTIAL AND POLICY PACKAGE FISCAL IMPACT SUMMARY**

Forestry, Dept of  
Pkg: 033 - Exceptional Inflation

Cross Reference Name: Fire Protection  
Cross Reference Number: 62900-010-00-00-00000

<i>Description</i>	General Fund	Lottery Funds	Other Funds	Federal Funds	Nonlimited Other Funds	Nonlimited Federal Funds	All Funds
<b>Revenues</b>							
General Fund Appropriation	1,606,211	-	-	-	-	-	1,606,211
<b>Total Revenues</b>	<b>\$1,606,211</b>	-	-	-	-	-	<b>\$1,606,211</b>
<b>Services &amp; Supplies</b>							
Other Services and Supplies	518,036	-	-	-	-	-	518,036
<b>Total Services &amp; Supplies</b>	<b>\$518,036</b>	-	-	-	-	-	<b>\$518,036</b>
<b>Special Payments</b>							
Intra-Agency Gen Fund Transfer	1,088,175	-	-	-	-	-	1,088,175
<b>Total Special Payments</b>	<b>\$1,088,175</b>	-	-	-	-	-	<b>\$1,088,175</b>
<b>Total Expenditures</b>							
Total Expenditures	1,606,211	-	-	-	-	-	1,606,211
<b>Total Expenditures</b>	<b>\$1,606,211</b>	-	-	-	-	-	<b>\$1,606,211</b>
<b>Ending Balance</b>							
Ending Balance	-	-	-	-	-	-	-
<b>Total Ending Balance</b>	-	-	-	-	-	-	-

**ESSENTIAL AND POLICY PACKAGE FISCAL IMPACT SUMMARY**

Forestry, Dept of  
Pkg: 116 - Enterprise business investments

Cross Reference Name: Fire Protection  
Cross Reference Number: 62900-010-00-00-00000

<i>Description</i>	General Fund	Lottery Funds	Other Funds	Federal Funds	Nonlimited Other Funds	Nonlimited Federal Funds	All Funds
<b>Revenues</b>							
General Fund Appropriation	-	-	-	-	-	-	-
<b>Total Revenues</b>	-	-	-	-	-	-	-
<b>Personal Services</b>							
Mass Transit Tax	-	-	-	-	-	-	-
<b>Total Personal Services</b>	-	-	-	-	-	-	-
<b>Services &amp; Supplies</b>							
Instate Travel	-	-	-	-	-	-	-
Employee Training	-	-	-	-	-	-	-
Telecommunications	-	-	-	-	-	-	-
Other Services and Supplies	-	-	-	-	-	-	-
IT Expendable Property	-	-	-	-	-	-	-
<b>Total Services &amp; Supplies</b>	-	-	-	-	-	-	-
<b>Total Expenditures</b>							
Total Expenditures	-	-	-	-	-	-	-
<b>Total Expenditures</b>	-	-	-	-	-	-	-
<b>Ending Balance</b>							
Ending Balance	-	-	-	-	-	-	-
<b>Total Ending Balance</b>	-	-	-	-	-	-	-

\_\_\_\_ Agency Request  
2015-17 Biennium

\_\_\_\_ Governor's Budget  
Page \_\_\_\_\_

\_\_\_\_ Legislatively Adopted  
Essential and Policy Package Fiscal Impact Summary - BPR013

\_\_\_\_ Agency Request

\_\_\_\_ Governor's Budget

  X   Legislatively Adopted

Budget Page E-34

## Budget Narrative

Department of Forestry

Fire Protection Program

Program Unit Narrative

### Summary of All Program Enhancement Packages

Package #	Component	Priority	Component Title	All Funds	Positions/ FTEs	Page #
119	n/a	02	Rangeland Protection Associations Support	\$167,355	1 / 1.00	E-36
120	n/a	n/a	Rangeland Wildfire Threat Reduction	\$500,000	0 / 0.00	E-42
181	B	05	Services & Supplies	\$214,498	0 / 0.00	E-44
182	B	17	Agency Admin. Technical Adjustments	(\$200)	(1) / (0.71)	E-46
184	B	00	I.T. Re-Structure	\$11,080	0 / 0.00	E-50
840	n/a	00	End of Session Adjustments	\$445,879	1 / 0.50	E-52
<b>Total LAB Packages:</b>				<b>\$1,338,612</b>	<b>1 / 0.79</b>	

Agency Request

Governor's Budget

Legislatively Adopted

Budget Page E-35  
107BF02

## Budget Narrative

Department of Forestry

Fire Protection Program

Enhancement Package 119  
Narrative

Package #	Priority	Policy Package Title
119	02	Rangeland Fire Protection Program

**Purpose:**

This package would establish two Rangeland Fire Protection program positions to provide project management and support to the Rangeland Protection Associations. This request helps implement the agency strategic initiative on Rangeland Protection Association Capacity. Specifically, these positions will support rangeland owners in forming Rangeland Protection Associations, providing mapping support, Basic and Annual Refresher firefighter training, fire equipment acquisition through the Federal Excess Property Program and Department of Defense Fire Fighter Program, acquiring funding through various grants, reimbursement of insurance and administrative costs, technical support for the operation of the Rangeland Protection Association, administrative support and coordination of association budgets, coordination with federal partners, technical support and liaison during large-fire operations.

Rangeland Protection Associations are authorized by the Oregon Board of Forestry under ORS 477. 315-325. The Oregon Department of Forestry is authorized under ORS 477.317 to support the operations of the Rangeland Protection Associations. These Associations provide a valuable component of the complete and coordinated fire protection system in Oregon. The Rangeland Protection Associations operate as independent volunteer fire fighting organizations. Currently there are 18 Rangeland Protection Associations providing protection on approximately 4 million acres of private land and 500,000 acres of state land in eastern Oregon. Eleven of these Rangeland Protection Associations directly adjoin Forest Protection Districts and provide suppression actions on fires that might otherwise spread from unprotected land onto the Forest Protection Districts.

The Rangeland Protection Associations have in excess of 190 fire engines and water tenders, and dozers and transports. Also available to suppress fires are the individual ranch owned equipment such as water tenders, dozers, and graders. There are approximately 600 volunteer firefighters within the 18 Associations. These people and equipment provide a valuable fire suppression resource. The strength of the Rangeland Protection Associations is in their ability to rapidly respond to small fires. The ranchers' knowledge of their local areas, travel routes, and fuel conditions and critical to a rapid and effective response.

Annually each Rangeland Protection Association is required to submit to the Board of Forestry an annual budget for approval. Additionally, each Association submits a listing of Association officers and equipment.

Agency Request

Governor's Budget

Legislatively Adopted

Budget Page E-36  
107BF02

## Budget Narrative

---

Department of Forestry

Fire Protection Program

Enhancement Package 119  
Narrative

**Purpose:** (Cont.)

Rangeland Protection Associations are formed as non-profit 501 C (3) Corporations in the State of Oregon. As such they must follow the operational procedures of a corporation. As non-profits, they are required to register and report annually to the Oregon Secretary of State Corporation Division, Oregon Department of Justice and the federal Internal Revenue Service. This large administrative burden affects the viability of these volunteer organizations. Rangeland Protection Associations are required to carry liability insurance for equipment acquired through the Federal Excess Property Program and the Fire Fighter Program. Additionally ORS 477.317 authorizes ODF to reimburse the Rangeland Protection Associations for insurance costs. These costs can include the required vehicle liability insurance, corporate liability insurance, and sickness and accident insurance.

Equipment that is acquired through the Federal Excess Property Program and the DOD Firefighter Program is not usually ready to fight fire. Most equipment requires modifications or repairs. ODF provides those modifications and repairs as part of the technical support to the Rangeland Protection Associations. ODF, as part of administering the programs in support of the Rangeland Protection Associations, is responsible for tracking equipment inventory acquired through various equipment and grant programs.

**How Achieved:**

A new *Administrative Specialist 2 (AS2)* will provide administrative and technical support to the Rangeland Protection Associations for issues such as: reports to the Board of Forestry, reimbursement for grants, reimbursement of insurance costs, and coordination with the Oregon Secretary of State Corporate Division, Oregon Department of Justice, and federal Internal Revenue Service. The AS2 will assist the Rangeland Protection Associations with satisfying public meeting law requirements and meeting documentation; assist with the disposal of Rangeland Protection Association equipment under the rules governing non-profit corporations; assist the Rangeland Protection Associations with the required physical inventory of equipment acquired under federal grants and Federal Excess Property Program; assist with the disposal of Federal Excess Property Program equipment; and assist the Rangeland Protection Associations with keeping fire training records.

**Staffing Impact:**

This proposal includes funding for one full-time permanent positions: Administrative Specialist 2, funded 100% by the General Fund. It also fund shifts half of one existing NRS-2 position from Federal Funds to the General Fund.

---

Agency Request

Governor's Budget

Legislatively Adopted

Budget Page E-37  
107BF02

## Budget Narrative

Department of Forestry

Fire Protection Program

Enhancement Package 119  
Narrative

**Quantifying Results:**

- Maintain and increase the viability of the Rangeland Protection Associations as part of the complete and coordinated fire protection system in Oregon.
- Increase the protection of previously un-protected private and state rangelands.
- Provide technical assistance.
- Increase the effectiveness of the Rangeland Fire Protection program.
- Increase coordination between federal agencies and the Rangeland Protection Associations.

**Revenue Source**

	<u>Agency Requested</u>	<u>Governor's Budget</u>	<u>Legislatively Adopted</u>
General Fund	\$459,130	\$459,130	\$258,554
Other Funds	--	--	--
Federal Funds	(\$182,398)	(\$182,398)	(\$91,199)
<b>All Funds:</b>	<b>\$276,732</b>	<b>\$276,732</b>	<b>\$167,355</b>
<b>Position/FTE:</b>	<b>2 / 1.50</b>	<b>2 / 1.50</b>	<b>1 / 1.00</b>

Agency Request

Governor's Budget

Legislatively Adopted

Budget Page E-38  
107BF02

**ESSENTIAL AND POLICY PACKAGE FISCAL IMPACT SUMMARY**

Forestry, Dept of  
Pkg: 119 - Rangeland Protection Associations Support

Cross Reference Name: Fire Protection  
Cross Reference Number: 62900-010-00-00-00000

<i>Description</i>	General Fund	Lottery Funds	Other Funds	Federal Funds	Nonlimited Other Funds	Nonlimited Federal Funds	All Funds
<b>Revenues</b>							
General Fund Appropriation	258,554	-	-	-	-	-	258,554
Federal Funds	-	-	-	(91,199)	-	-	(91,199)
<b>Total Revenues</b>	<b>\$258,554</b>	<b>-</b>	<b>-</b>	<b>(\$91,199)</b>	<b>-</b>	<b>-</b>	<b>\$167,355</b>
<b>Personal Services</b>							
Class/Unclass Sal. and Per Diem	129,288	-	-	(60,336)	-	-	68,952
Empl. Rel. Bd. Assessments	66	-	-	(22)	-	-	44
Public Employees' Retire Cont	23,414	-	-	(10,927)	-	-	12,487
Social Security Taxes	9,891	-	-	(4,615)	-	-	5,276
Worker's Comp. Assess. (WCD)	103	-	-	(35)	-	-	68
Mass Transit Tax	-	-	-	-	-	-	-
Flexible Benefits	45,792	-	-	(15,264)	-	-	30,528
Reconciliation Adjustment	-	-	-	-	-	-	-
<b>Total Personal Services</b>	<b>\$208,554</b>	<b>-</b>	<b>-</b>	<b>(\$91,199)</b>	<b>-</b>	<b>-</b>	<b>\$117,355</b>
<b>Services &amp; Supplies</b>							
Instate Travel	-	-	-	-	-	-	-
Employee Training	-	-	-	-	-	-	-
Telecommunications	-	-	-	-	-	-	-
Other Services and Supplies	20,000	-	-	-	-	-	20,000
IT Expendable Property	-	-	-	-	-	-	-
<b>Total Services &amp; Supplies</b>	<b>\$20,000</b>	<b>-</b>	<b>-</b>	<b>-</b>	<b>-</b>	<b>-</b>	<b>\$20,000</b>

\_\_\_\_ Agency Request  
2015-17 Biennium

\_\_\_\_ Governor's Budget  
Page \_\_\_\_\_

\_\_\_\_ Legislatively Adopted  
Essential and Policy Package Fiscal Impact Summary - BPR013

\_\_\_\_ Agency Request

\_\_\_\_ Governor's Budget

  X   Legislatively Adopted

Budget Page E-39

**ESSENTIAL AND POLICY PACKAGE FISCAL IMPACT SUMMARY**

Forestry, Dept of  
Pkg: 119 - Rangeland Protection Associations Support

Cross Reference Name: Fire Protection  
Cross Reference Number: 62900-010-00-00-00000

<i>Description</i>	General Fund	Lottery Funds	Other Funds	Federal Funds	Nonlimited Other Funds	Nonlimited Federal Funds	All Funds
<b>Special Payments</b>							
Dist to Non-Gov Units	30,000	-	-	-	-	-	30,000
<b>Total Special Payments</b>	<b>\$30,000</b>	-	-	-	-	-	<b>\$30,000</b>
<b>Total Expenditures</b>							
Total Expenditures	258,554	-	-	(91,199)	-	-	167,355
<b>Total Expenditures</b>	<b>\$258,554</b>	-	-	<b>(\$91,199)</b>	-	-	<b>\$167,355</b>
<b>Ending Balance</b>							
Ending Balance	-	-	-	-	-	-	-
<b>Total Ending Balance</b>	-	-	-	-	-	-	-
<b>Total Positions</b>							
Total Positions							1
<b>Total Positions</b>	-	-	-	-	-	-	<b>1</b>
<b>Total FTE</b>							
Total FTE							1.00
<b>Total FTE</b>	-	-	-	-	-	-	<b>1.00</b>



PACKAGE: 119 - Rangeland Protection Associati

POSITION NUMBER	CLASS	COMP	CLASS NAME	POS CNT	FTE	MOS	STEP	RATE	GF SAL/OPE	OF SAL/OPE	FF SAL/OPE	LF SAL/OPE	AF SAL/OPE
0004697	OA	C8502	AA NATURAL RESOURCE SPECIALIST 2		.50	12.00	09	5,028.00	60,336 30,863				60,336 30,863
0004697	OA	C8502	AA NATURAL RESOURCE SPECIALIST 2	1-	1.00-	24.00-	09	5,028.00			120,672- 61,726-		120,672- 61,726-
0004697	OA	C8502	AA NATURAL RESOURCE SPECIALIST 2	1	.50	12.00	09	5,028.00			60,336 30,863		60,336 30,863
0005415	OA	C0108	AA ADMINISTRATIVE SPECIALIST 2	1	1.00	24.00	02	2,873.00	68,952 48,403				68,952 48,403
TOTAL PICS SALARY									129,288		60,336-		68,952
TOTAL PICS OPE									79,266		30,863-		48,403
TOTAL PICS PERSONAL SERVICES =				1	1.00	24.00			208,554		91,199-		117,355

## Budget Narrative

Department of Forestry

Fire Protection Program

Enhancement Package 120  
Narrative

Package #	Component	Priority	Policy Package Title
120			Rangeland Wildfire Threat Reduction

**Governor's Budget: Recommended**

Package 120 has been established in the Fire Protection Program, which adds \$500,000 for Rangeland Wildfire Threat Reduction. This package provides funding for services, supplies and equipment in support of Rangeland Fire Protection Associations as well as the ability to contract with other entities to address rangeland wildfire management and suppression unprotected or under-protected lands. Funding is to be implemented consistent with wildfire-related provisions of Oregon's plan for addressing the conservation of Greater Sage Grouse and rural community vitality.

**Purpose:**

The purpose of this package is to request \$500,000 of General Fund to provide funding for services, supplies and equipment in support of Rangeland Protection Associations as well as the ability to contract with other entities to address rangeland wildfire management, prevention and suppression of unprotected or under-protected lands. This funding will be implemented consistent with wildfire related provisions, addressing the conservation of Sage Grouse and rural community vitality.

**Revenue Source:**

This package is 100 percent GF.

**Funding:**

	<u>Agency Requested</u>	<u>Governor's Budget</u>	<u>Legislatively Adopted</u>
General Fund	--	\$1,200,000	\$500,000
Lottery Funds	--	--	--
Other Funds	--	--	--
Federal Funds	--	--	--
<b>All Funds:</b>	<b>\$0</b>	<b>\$1,200,000</b>	<b>\$500,000</b>
<b>Position / FTE:</b>	<b>0 / 0.00</b>	<b>0 / 0.00</b>	<b>0 / 0.00</b>

Agency Request

Governor's Budget

Legislatively Adopted

Budget Page E-42  
107BF02

**ESSENTIAL AND POLICY PACKAGE FISCAL IMPACT SUMMARY**

Forestry, Dept of  
Pkg: 120 - Rangeland Wildfire Threat Reduction

Cross Reference Name: Fire Protection  
Cross Reference Number: 62900-010-00-00-00000

<i>Description</i>	General Fund	Lottery Funds	Other Funds	Federal Funds	Nonlimited Other Funds	Nonlimited Federal Funds	All Funds
<b>Revenues</b>							
General Fund Appropriation	500,000	-	-	-	-	-	500,000
<b>Total Revenues</b>	<b>\$500,000</b>	-	-	-	-	-	<b>\$500,000</b>
<b>Services &amp; Supplies</b>							
Office Expenses	-	-	-	-	-	-	-
Telecommunications	-	-	-	-	-	-	-
Data Processing	-	-	-	-	-	-	-
Professional Services	-	-	-	-	-	-	-
Agency Program Related S and S	-	-	-	-	-	-	-
<b>Total Services &amp; Supplies</b>	-	-	-	-	-	-	-
<b>Special Payments</b>							
Dist to Non-Gov Units	500,000	-	-	-	-	-	500,000
<b>Total Special Payments</b>	<b>\$500,000</b>	-	-	-	-	-	<b>\$500,000</b>
<b>Total Expenditures</b>							
Total Expenditures	500,000	-	-	-	-	-	500,000
<b>Total Expenditures</b>	<b>\$500,000</b>	-	-	-	-	-	<b>\$500,000</b>
<b>Ending Balance</b>							
Ending Balance	-	-	-	-	-	-	-
<b>Total Ending Balance</b>	-	-	-	-	-	-	-

\_\_\_\_ Agency Request  
2015-17 Biennium

\_\_\_\_ Governor's Budget  
Page \_\_\_\_\_

\_\_\_\_ Legislatively Adopted  
Essential and Policy Package Fiscal Impact Summary - BPR013

\_\_\_\_ Agency Request

\_\_\_\_ Governor's Budget

  X   Legislatively Adopted

Budget Page E-43

## Budget Narrative

Department of Forestry

Fire Protection Program

Enhancement Package 181  
Narrative

Package #	Component	Priority	Policy Package Title
181	B	05	Services & Supplies Shortfall

**Governor's Budget: Recommended**

**Purpose:**

The purpose of this Agency Administration proposal is to provide much needed Services & Supplies budget to the Agency Administration program.

All Agency Administration costs are prorated among operating programs, based on the Admin Prorate process. As a result, approval of the Agency Administration component of this package will cause a corresponding increase of support from the Fire Program in the form of a revenue transfer from Fire Protection to Agency Administration as a General Fund Special Payment. The result is an increase of \$214,498 General Fund.

**Revenue Source:**

In the Fire Protection program, this package is 100 percent GF.

**Funding:**

	<u>Agency Requested</u>	<u>Governor's Budget</u>	<u>Legislatively Adopted</u>
General Fund	\$214,498	\$214,498	\$214,498
Lottery Funds	--	--	--
Other Funds	--	--	--
Federal Funds	--	--	--
<b>All Funds:</b>	<b>\$214,498</b>	<b>\$214,498</b>	<b>\$214,498</b>
<b>Position / FTE:</b>	<b>0 / 0.00</b>	<b>0 / 0.00</b>	<b>0 / 0.00</b>

Agency Request

Governor's Budget

Legislatively Adopted

Budget Page E-44  
107BF02

**ESSENTIAL AND POLICY PACKAGE FISCAL IMPACT SUMMARY**

Forestry, Dept of  
Pkg: 181 - Services & Supplies Shortfall

Cross Reference Name: Fire Protection  
Cross Reference Number: 62900-010-00-00-00000

<i>Description</i>	General Fund	Lottery Funds	Other Funds	Federal Funds	Nonlimited Other Funds	Nonlimited Federal Funds	All Funds
<b>Revenues</b>							
General Fund Appropriation	214,498	-	-	-	-	-	214,498
<b>Total Revenues</b>	<b>\$214,498</b>	-	-	-	-	-	<b>\$214,498</b>
<b>Special Payments</b>							
Intra-Agency Gen Fund Transfer	214,498	-	-	-	-	-	214,498
<b>Total Special Payments</b>	<b>\$214,498</b>	-	-	-	-	-	<b>\$214,498</b>
<b>Total Expenditures</b>							
Total Expenditures	214,498	-	-	-	-	-	214,498
<b>Total Expenditures</b>	<b>\$214,498</b>	-	-	-	-	-	<b>\$214,498</b>
<b>Ending Balance</b>							
Ending Balance	-	-	-	-	-	-	-
<b>Total Ending Balance</b>	-	-	-	-	-	-	-

## Budget Narrative

Department of Forestry

Fire Protection Program

Enhancement Package 182  
Narrative

Package #	Component	Priority	Policy Package Title
182	B	17	Agency Admin. Technical Adjustments

**Governor's Budget: Recommended**

**Purpose:**

The Agency's Information Technology (IT) support model has evolved over time to meet the changing needs of the Agency. However, the IT Program staffing structure has not kept pace with the growing needs of the Agency. This has created several areas where the Agency depends on a single position to provide support to critical applications. This proposed package aligns the IT staff structure to best meet the needs of the Agency, creates redundancy in critical areas of support, and is structured to develop staff for succession planning.

This package has two components in the Fire Protection program. The first moves funding in one position from the Fire Protection Program to the Agency Administration Program, to more properly reflect its use. The result in the Fire Protection program is a decrease of (\$124,257) Other Funds.

The second provides revenue support for all portions of Agency Administration's portion of package 182, component A. All Agency Administration costs are prorated among operating programs, based on the Admin Prorate process. As a result, approval of the Agency Administration component of this package will cause a corresponding increase of support from the Fire Program in the form of a revenue transfer from Fire Protection to Agency Administration as a General Fund Special Payment. The result is an increase of \$124,057 General Fund.

**Revenue Source:**

In the Fire Protection program, this package is 100 percent General Fund.

**Funding:**

	<u>Agency Requested</u>	<u>Governor's Budget</u>	<u>Legislatively Adopted</u>
General Fund	\$124,057	\$124,057	\$124,057
Lottery Funds	--	--	--
Other Funds	(\$124,257)	(\$124,257)	(\$124,257)
Federal Funds	--	--	--
<b>All Funds:</b>	<b>(\$200)</b>	<b>(\$200)</b>	<b>(\$200)</b>
<b>Position/FTE:</b>	<b>(1) / (0.71)</b>	<b>(1) / (0.71)</b>	<b>(1) / (0.71)</b>

     Agency Request

     Governor's Budget

  X   Legislatively Adopted

Budget Page E-46  
107BF02

**ESSENTIAL AND POLICY PACKAGE FISCAL IMPACT SUMMARY**

Forestry, Dept of  
Pkg: 182 - Agency Administration Technical Adjustments

Cross Reference Name: Fire Protection  
Cross Reference Number: 62900-010-00-00-00000

<i>Description</i>	General Fund	Lottery Funds	Other Funds	Federal Funds	Nonlimited Other Funds	Nonlimited Federal Funds	All Funds
<b>Revenues</b>							
General Fund Appropriation	124,057	-	-	-	-	-	124,057
<b>Total Revenues</b>	<b>\$124,057</b>	-	-	-	-	-	<b>\$124,057</b>
<b>Personal Services</b>							
Class/Unclass Sal. and Per Diem	-	-	(74,086)	-	-	-	(74,086)
Empl. Rel. Bd. Assessments	-	-	(44)	-	-	-	(44)
Public Employees' Retire Cont	-	-	(13,417)	-	-	-	(13,417)
Social Security Taxes	-	-	(5,668)	-	-	-	(5,668)
Worker's Comp. Assess. (WCD)	-	-	(69)	-	-	-	(69)
Mass Transit Tax	-	-	(445)	-	-	-	(445)
Flexible Benefits	-	-	(30,528)	-	-	-	(30,528)
<b>Total Personal Services</b>	-	-	<b>(\$124,257)</b>	-	-	-	<b>(\$124,257)</b>
<b>Special Payments</b>							
Intra-Agency Gen Fund Transfer	124,057	-	-	-	-	-	124,057
<b>Total Special Payments</b>	<b>\$124,057</b>	-	-	-	-	-	<b>\$124,057</b>
<b>Total Expenditures</b>							
Total Expenditures	124,057	-	(124,257)	-	-	-	(200)
<b>Total Expenditures</b>	<b>\$124,057</b>	-	<b>(\$124,257)</b>	-	-	-	<b>(\$200)</b>

**ESSENTIAL AND POLICY PACKAGE FISCAL IMPACT SUMMARY**

Forestry, Dept of  
Pkg: 182 - Agency Administration Technical Adjustments

Cross Reference Name: Fire Protection  
Cross Reference Number: 62900-010-00-00-00000

<i>Description</i>	General Fund	Lottery Funds	Other Funds	Federal Funds	Nonlimited Other Funds	Nonlimited Federal Funds	All Funds
<b>Ending Balance</b>							
Ending Balance	-	-	124,257	-	-	-	124,257
<b>Total Ending Balance</b>	-	-	<b>\$124,257</b>	-	-	-	<b>\$124,257</b>
<b>Total Positions</b>							
Total Positions							(1)
<b>Total Positions</b>	-	-	-	-	-	-	<b>(1)</b>
<b>Total FTE</b>							
Total FTE							(0.71)
<b>Total FTE</b>	-	-	-	-	-	-	<b>(0.71)</b>



POSITION NUMBER	CLASS	COMP	CLASS NAME	POS CNT	FTE	MOS	STEP	RATE	GF SAL/OPE	OF SAL/OPE	FF SAL/OPE	LF SAL/OPE	AF SAL/OPE
0003450	OA	C1215	AA ACCOUNTANT 1	1-	.71-	17.00-	09	4,358.00		74,086- 49,726-			74,086- 49,726-
TOTAL PICS SALARY										74,086-			74,086-
TOTAL PICS OPE										49,726-			49,726-
TOTAL PICS PERSONAL SERVICES =				1-	.71-	17.00-				123,812-			123,812-

## Budget Narrative

Department of Forestry

Fire Protection Program

Enhancement Package 184  
Narrative

Package #	Component	Priority	Policy Package Title
184	B	21	IT Re-Organization

**Governor's Budget: Recommended**

**Purpose:**

In the past two biennia, ODF has taken on several large IT projects that have significant support implications for the agency. The success of these systems requires a new support model. As these are mission-critical applications, the IT Program needs to ensure that it has the right staff, in the right positions, to effectively provide support. Redundancy in key positions is vital, and system availability will be a primary metric for determining success. However, IT's current support structure is inadequate in that many ODF systems have a single support person who is the sole knowledge expert and singularly responsible for ensuring system availability. Additionally, recruitment and retention of staff has proved problematic, due to limited position authority, and a lack of a progressive career path within the IT Program structure. Over time, this has resulted in ODF losing pivotal support resources that were a singular source of institutional knowledge in critical areas, and thereby significantly impacted the IT Program's ability to support the Agency's systems and applications.

All Agency Administration costs are prorated among operating programs, based on the Admin Prorate process. As a result, approval of the Agency Administration component of this package will cause a corresponding increase of support from the Fire Program in the form of a revenue transfer from Fire Protection to Agency Administration as a General Fund Special Payment. The result is an increase of \$11,080 General Fund.

**Revenue Source:**

In the Fire Protection program, this package is 100 percent General Fund.

**Funding:**

	<u>Agency Requested</u>	<u>Governor's Budget</u>	<u>Legislatively Adopted</u>
General Fund	\$11,080	\$11,080	\$11,080
Lottery Funds	--	--	--
Other Funds	--	--	--
Federal Funds	--	--	--
<b>All Funds:</b>	<b>\$11,080</b>	<b>\$11,080</b>	<b>\$11,080</b>
<b>Position/FTE:</b>	<b>0 / 0.00</b>	<b>0 / 0.00</b>	<b>0 / 0.00</b>

Agency Request

Governor's Budget

Legislatively Adopted

Budget Page E-50  
107BF02

**ESSENTIAL AND POLICY PACKAGE FISCAL IMPACT SUMMARY**

Forestry, Dept of  
Pkg: 184 - IT Restructure

Cross Reference Name: Fire Protection  
Cross Reference Number: 62900-010-00-00-00000

<i>Description</i>	General Fund	Lottery Funds	Other Funds	Federal Funds	Nonlimited Other Funds	Nonlimited Federal Funds	All Funds
<b>Revenues</b>							
General Fund Appropriation	11,080	-	-	-	-	-	11,080
<b>Total Revenues</b>	<b>\$11,080</b>	-	-	-	-	-	<b>\$11,080</b>
<b>Special Payments</b>							
Intra-Agency Gen Fund Transfer	11,080	-	-	-	-	-	11,080
<b>Total Special Payments</b>	<b>\$11,080</b>	-	-	-	-	-	<b>\$11,080</b>
<b>Total Expenditures</b>							
Total Expenditures	11,080	-	-	-	-	-	11,080
<b>Total Expenditures</b>	<b>\$11,080</b>	-	-	-	-	-	<b>\$11,080</b>
<b>Ending Balance</b>							
Ending Balance	-	-	-	-	-	-	-
<b>Total Ending Balance</b>	-	-	-	-	-	-	-

## Budget Narrative

Department of Forestry

Fire Protection Program

Enhancement Package 840  
Narrative

Package #	Priority	Policy Package Title
840	n/a	End of Session Adjustments

**Executive Summary:**

In addition to reductions implemented during the Governor’s Budget cycle, the Legislature made some statewide budget reductions which are captured in Package 840. Additionally, budget enhancements specific to the Fire Protection program were made by the Legislature, related to both Package 119 and Package 120.

**Purpose:**

State-wide Reductions:

Changes to the budgets of centralized government services which are supported by other agencies always result in budget changes to their supporting agencies across the State. This biennium, two centralized services changed during the Legislative budget cycle, causing a net budget reduction to most agencies across the State.

- The final budget for the Department of Administrative Services was reduced, resulting in lowered CGSC<sup>1</sup> rates for all supporting agencies.
- The Attorney General’s rates were reduced for all supporting agencies.

Rangeland Fire Protection Associations:

This package adds back a position removed from Package 119, funding it fully from General Fund. However, it has been changed from Full Time to Part Time (0.50 FTE), and Limited Duration rather than Permanent. Some funding is also provided for related Services & Supplies costs. The result is a one-time increase of \$109,377 to the General Fund. It also adds 1 Position Count and 0.50 FTE. It also reverses the reduction which occurred in Package 120, adding back \$700,000 of General Fund for grants to be distributed to Fire Protection Associations and Counties around Oregon. It has no impact on Position Counts or FTE.

<sup>1</sup> Central Government Services Charges – is a major component of the DAS State Government Service Charges and Assessment for the 2015-17 Price List.

\_\_\_ Agency Request

\_\_\_ Governor's Budget

X  Legislatively Adopted

Budget Page E-52  
107BF02

## Budget Narrative

---

Department of Forestry

Fire Protection Program

Enhancement Package 840  
Narrative

**Purpose:** (Cont.)

**Rangeland Fire Protection Threat Reduction:**

Rangeland Protection Associations are authorized by the Oregon Board of Forestry under ORS 477.315-325. The Oregon Department of Forestry is authorized under ORS 477.317 to support the operations of the Rangeland Protection Associations. These Associations provide a valuable component of the complete and coordinated fire protection system in Oregon. The Rangeland Protection Associations operate as independent volunteer fire fighting organizations. Currently there are 18 Rangeland Protection Associations providing protection on approximately 4 million acres of private land and 500,000 acres of state land in eastern Oregon. Eleven of these Rangeland Protection Associations directly adjoin Forest Protection Districts and provide suppression actions on fires that might otherwise spread from unprotected land onto the Forest Protection Districts.

This package provides additional funding to these Associations through the Department, adding \$700,000 from the General Fund to the amount the Department can pass through to the Associations for their portion of wild fire protection in the State.

**How Achieved:**

As a result of the three changes described above, this package adds 1 Limited Duration position, increases some categories of S&S and Special Payments, while simultaneously decreasing other S&S categories, specifically State Government Service Charges and Attorney General Fees. The net result in the Fire Protection program is an increase of \$489,914 from the General Fund, a decrease of (\$11,196) Other Funds, and a decrease of (\$32,839) Federal Funds, for an All Funds net of \$445,879.

**Staffing Impact:**

One new full-time limited duration half-time Natural Resource Specialist 1 (NRS-1) position was added, for a total of 0.50 FTE.

---

Agency Request

Governor's Budget

Legislatively Adopted

Budget Page E-53  
107BF02

## Budget Narrative

Department of Forestry

Fire Protection Program

Enhancement Package 840  
Narrative

**Quantifying Results:**

- Maintain and increase the viability of the Rangeland Protection Associations as part of the complete and coordinated fire protection system in Oregon.
- Increase the protection of previously un-protected private and state rangelands.
- Provide technical assistance.
- Increase the effectiveness of the Rangeland Fire Protection program.
- Increase coordination between federal agencies and the Rangeland Protection Associations.

**Revenue Source**

	<u>Agency Requested</u>	<u>Governor's Budget</u>	<u>Legislatively Adopted</u>
General Fund	--	--	\$489,914
Other Funds	--	--	(\$11,196)
Federal Funds	--	--	(\$32,839)
<b>All Funds:</b>	<b>\$0</b>	<b>\$0</b>	<b>\$445,879</b>
<b>Position/FTE:</b>	<b>0 / 0.00</b>	<b>0 / 0.00</b>	<b>1 / 0.50</b>

Agency Request

Governor's Budget

Legislatively Adopted

Budget Page E-54  
107BF02

**ESSENTIAL AND POLICY PACKAGE FISCAL IMPACT SUMMARY**

Forestry, Dept of  
Pkg: 840 - SB 5507 End of Session

Cross Reference Name: Fire Protection  
Cross Reference Number: 62900-010-00-00-00000

<i>Description</i>	General Fund	Lottery Funds	Other Funds	Federal Funds	Nonlimited Other Funds	Nonlimited Federal Funds	All Funds
<b>Revenues</b>							
General Fund Appropriation	489,914	-	-	-	-	-	489,914
Federal Funds	-	-	-	(32,839)	-	-	(32,839)
<b>Total Revenues</b>	<b>\$489,914</b>	-	-	<b>(\$32,839)</b>	-	-	<b>\$457,075</b>
<b>Personal Services</b>							
Class/Unclass Sal. and Per Diem	37,668	-	-	-	-	-	37,668
Empl. Rel. Bd. Assessments	44	-	-	-	-	-	44
Public Employees' Retire Cont	6,822	-	-	-	-	-	6,822
Social Security Taxes	2,882	-	-	-	-	-	2,882
Worker's Comp. Assess. (WCD)	69	-	-	-	-	-	69
Mass Transit Tax	226	-	-	-	-	-	226
Flexible Benefits	30,528	-	-	-	-	-	30,528
<b>Total Personal Services</b>	<b>\$78,239</b>	-	-	-	-	-	<b>\$78,239</b>
<b>Services &amp; Supplies</b>							
Instate Travel	6,000	-	-	-	-	-	6,000
Employee Training	3,000	-	-	-	-	-	3,000
Telecommunications	1,000	-	-	-	-	-	1,000
State Gov. Service Charges	-	-	(7,133)	(499)	-	-	(7,632)
Attorney General	(888)	-	(4,063)	(32,340)	-	-	(37,291)
Other Services and Supplies	18,138	-	-	-	-	-	18,138
IT Expendable Property	3,000	-	-	-	-	-	3,000
<b>Total Services &amp; Supplies</b>	<b>\$30,250</b>	-	<b>(\$11,196)</b>	<b>(\$32,839)</b>	-	-	<b>(\$13,785)</b>

\_\_\_\_ Agency Request  
2015-17 Biennium

\_\_\_\_ Governor's Budget  
Page \_\_\_\_\_

\_\_\_\_ Legislatively Adopted  
Essential and Policy Package Fiscal Impact Summary - BPR013

\_\_\_\_ Agency Request

\_\_\_\_ Governor's Budget

  X   Legislatively Adopted

Budget Page - E-55

**ESSENTIAL AND POLICY PACKAGE FISCAL IMPACT SUMMARY**

Forestry, Dept of  
Pkg: 840 - SB 5507 End of Session

Cross Reference Name: Fire Protection  
Cross Reference Number: 62900-010-00-00-00000

<i>Description</i>	General Fund	Lottery Funds	Other Funds	Federal Funds	Nonlimited Other Funds	Nonlimited Federal Funds	All Funds
<b>Special Payments</b>							
Dist to Non-Gov Units	700,000	-	-	-	-	-	700,000
Intra-Agency Gen Fund Transfer	(318,575)	-	-	-	-	-	(318,575)
<b>Total Special Payments</b>	<b>\$381,425</b>	-	-	-	-	-	<b>\$381,425</b>
<b>Total Expenditures</b>							
Total Expenditures	489,914	-	(11,196)	(32,839)	-	-	445,879
<b>Total Expenditures</b>	<b>\$489,914</b>	-	<b>(\$11,196)</b>	<b>(\$32,839)</b>	-	-	<b>\$445,879</b>
<b>Ending Balance</b>							
Ending Balance	-	-	11,196	-	-	-	11,196
<b>Total Ending Balance</b>	-	-	<b>\$11,196</b>	-	-	-	<b>\$11,196</b>
<b>Total Positions</b>							
Total Positions							1
<b>Total Positions</b>	-	-	-	-	-	-	<b>1</b>
<b>Total FTE</b>							
Total FTE							0.50
<b>Total FTE</b>	-	-	-	-	-	-	<b>0.50</b>



POSITION NUMBER	CLASS	COMP	CLASS NAME	POS CNT	FTE	MOS	STEP	RATE	GF SAL/OPE	OF SAL/OPE	FF SAL/OPE	LF SAL/OPE	AF SAL/OPE
0005416	OA	C8501	AA NATURAL RESOURCE SPECIALIST 1	1	.50	12.00	02	3,139.00	37,668				37,668
									40,345				40,345
TOTAL PICS SALARY									37,668				37,668
TOTAL PICS OPE									40,345				40,345
TOTAL PICS PERSONAL SERVICES =				1	.50	12.00			78,013				78,013

**DETAIL OF LOTTERY FUNDS, OTHER FUNDS, AND FEDERAL FUNDS REVENUE**

Forestry, Dept of  
2015-17 Biennium

Agency Number: 62900

Cross Reference Number: 62900-010-00-00-00000

<i>Source</i>	2011-13 Actuals	2013-15 Leg Adopted Budget	2013-15 Leg Approved Budget	2015-17 Agency Request Budget	2015-17 Governor's Budget	2015-17 Leg Adopted Budget
<b>Other Funds</b>						
Forest Protection Taxes	39,735,269	43,358,727	43,358,727	45,683,388	45,683,388	48,836,592
Business Lic and Fees	818,590	-	-	1,251,332	1,251,332	1,273,925
Non-business Lic. and Fees	-	1,035,123	1,035,123	-	-	-
Charges for Services	27,908,816	18,459,197	18,459,197	8,509,639	8,509,639	8,509,639
Rents and Royalties	269,588	270,678	270,678	-	-	-
Interest Income	199,445	-	-	-	-	-
State Forest Lands Sales	80	-	-	-	-	-
Donations	10,000	-	-	-	-	-
Other Revenues	93,666	276,607	124,276,607	18,329,081	18,329,081	8,457,067
Transfer In - Intrafund	39,894,094	-	-	962,536	962,536	962,536
Transfer from General Fund	619,981	726,893	726,893	-	-	-
Tsfr From Lands, Dept of State	614,834	-	-	-	-	-
Tsfr From Revenue, Dept of	4,643,641	4,862,892	4,862,892	4,563,940	4,563,940	4,980,900
Transfer Out - Intrafund	(37,926,158)	(5,462,752)	(5,542,110)	(7,908,244)	(7,908,244)	(6,806,258)
<b>Total Other Funds</b>	<b>\$76,881,846</b>	<b>\$63,527,365</b>	<b>\$187,448,007</b>	<b>\$71,391,672</b>	<b>\$71,391,672</b>	<b>\$66,214,401</b>
<b>Federal Funds</b>						
Federal Funds	16,085,732	15,718,166	15,823,821	16,188,993	16,188,993	16,247,353
Tsfr To Police, Dept of State	(485)	-	-	-	-	-
<b>Total Federal Funds</b>	<b>\$16,085,247</b>	<b>\$15,718,166</b>	<b>\$15,823,821</b>	<b>\$16,188,993</b>	<b>\$16,188,993</b>	<b>\$16,247,353</b>
<b>Nonlimited Other Funds</b>						
Forest Protection Taxes	-	-	-	20,000,000	20,000,000	-
<b>Total Nonlimited Other Funds</b>	<b>-</b>	<b>-</b>	<b>-</b>	<b>\$20,000,000</b>	<b>\$20,000,000</b>	<b>-</b>

\_\_\_\_ Agency Request  
2015-17 Biennium

\_\_\_\_ Governor's Budget  
Page \_\_\_\_\_

\_\_\_\_ Legislatively Adopted  
Detail of LF, OF, and FF Revenues - BPR012

\_\_\_\_ Agency Request

\_\_\_\_ Governor's Budget

  X   Legislatively Adopted

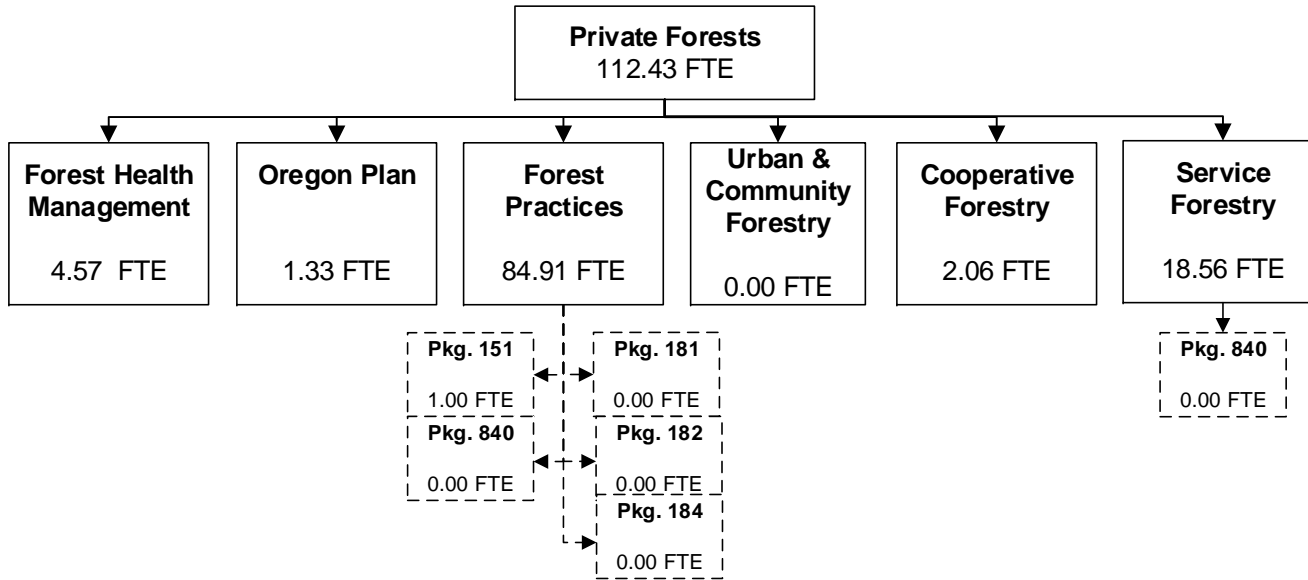
Budget Page E-58

## Budget Narrative

Department of Forestry

Private Forests Program

Program Unit Organization Chart



Based on ORBITS Object 8250, Class/Unclass FTE Positions (Un-reconciled)

Current 2015-17 Structure

Agency Request

Governor's Budget

Legislatively Adopted

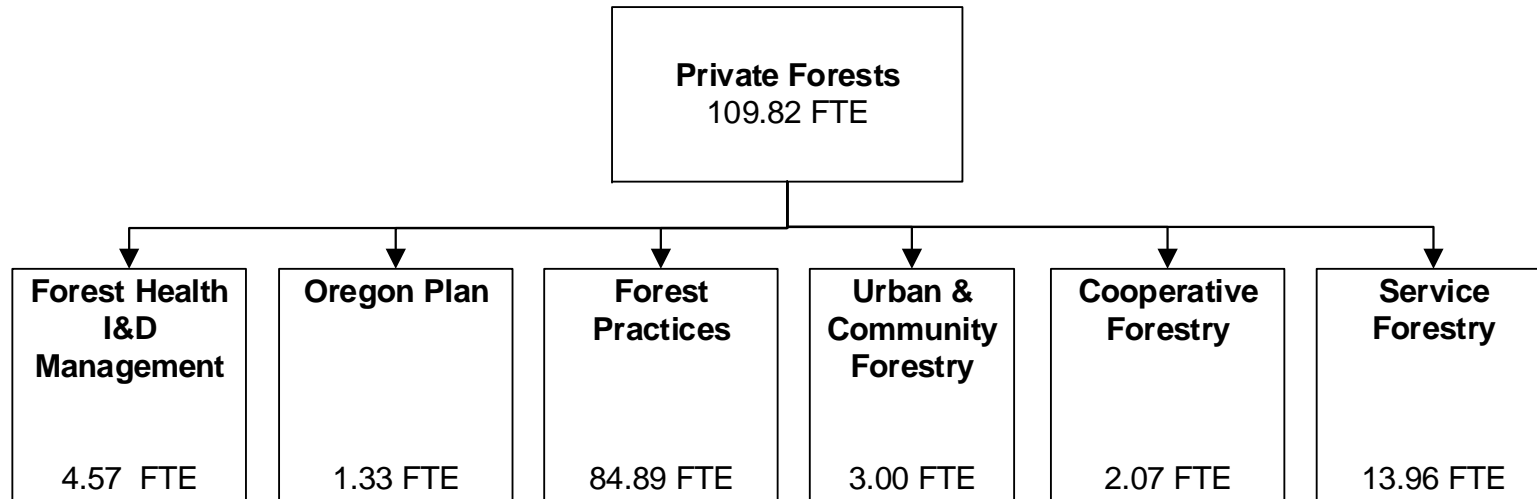
Budget Page **F-1**  
107BF02

# Budget Narrative

Department of Forestry

Private Forests Program

Program Unit Organization Chart



Based on ORBITS Object 8250, Class/Unclass FTE Positions (Un-reconciled)

Prior 2013-15 Structure

Agency Request

Governor's Budget

Legislatively Adopted

Budget Page F-2  
107BF02

## Budget Narrative

Department of Forestry

Private Forests Program

Program Unit Executive Summary

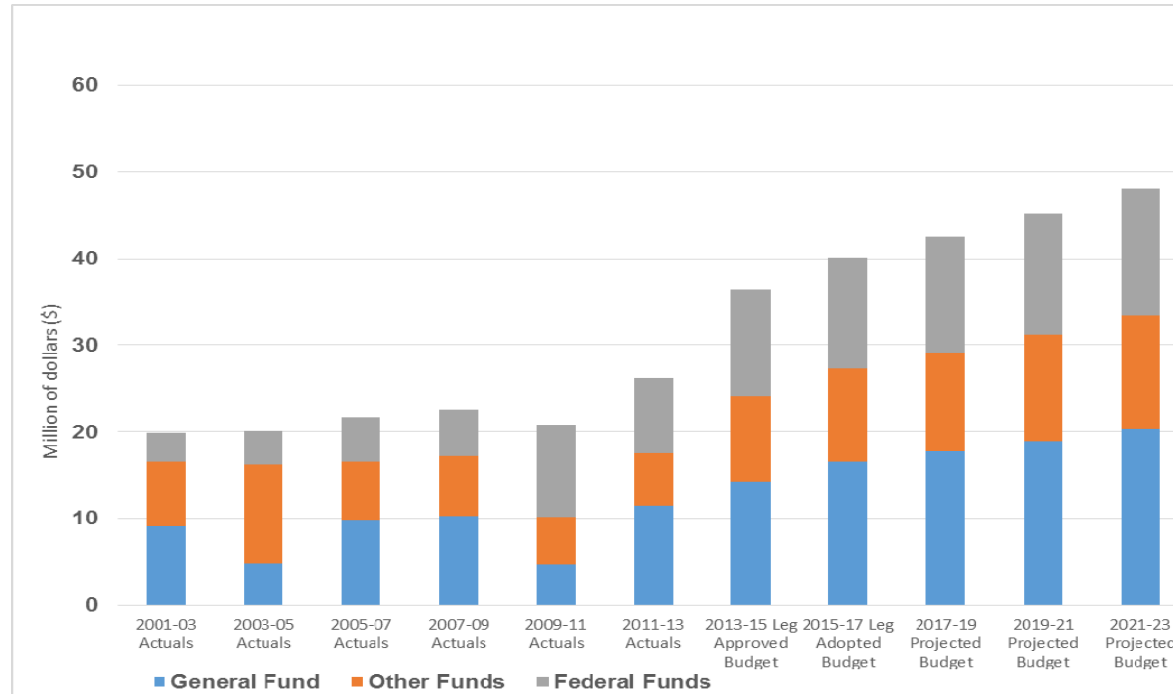
**10-Year Plan Outcome Areas:**

Primary Outcome Area: Healthy Environment  
 Secondary Outcome Area: Economy and Jobs

**Primary Program Contact:**

Peter Daugherty, 503-945-7482

**Program Total Funds Budget:**



2011-13 and prior reflect actual expenditures, 2013-15 and forward reflect budget and projections

**Program Overview:**

Oregon has some of the world's most productive forestlands. Oregon's forests, including the 10.7 million privately owned acres (35 percent of Oregon's 30 million-acre forestland base), provide the foundation for the state's wellbeing and success. The Private Forests program keeps these forests productive, while protecting and preserving wildlife habitat, soil, air, and water, so they continue providing sustainable environmental, economic, and social benefits for everyone. The program also supports ODF's top mission—fire protection—which relies on an integrated, all-staff approach.

Agency Request

Governor's Budget

Legislatively Adopted

Budget Page F-3  
107BF02

## Budget Narrative

---

Department of Forestry

Private Forests Program

Program Unit Executive Summary

### Program Funding Request:

The Private Forests program Legislatively Adopted Budget is \$40,055,069 (\$16,591,410 – General Fund, \$10,725,442 – Other Funds, \$12,738,217 – Federal Funds). This infrastructure investment provides the leadership, education, and enforcement required to protect natural resources and sustain responsible forestry,

This investment allows the Private Forests program to most effectively:

- Educate forestry professionals and the public to achieve sustainable forestry while protecting the environment.
- Inspect and monitor forests to ensure compliance with best management practices and rules to protect natural resources.
- Improve and monitor forest health by: detecting harmful insects and diseases early; preventing, suppressing, and eradicating them; and proactively and cooperatively researching forest health strategies.
- Leverage federal and other outside funding sources to maximize Oregonians' investments.
- Develop partnerships with federal agencies and local communities to: provide technical assistance, particularly on family forestlands; serve urban and community forestry needs; develop biomass solutions to reduce carbon emissions; and protect natural resources.

The projected 2017-19 through 2021-23 biennial budgets use only the standard inflation rate to maintain these services and outcomes. The Private Forests Division continually reviews and identifies services to eliminate, modify, add, or provide by contract appropriate services to ensure sustainable and cost-effective management.

### Program Description:

One of Oregon's most valuable assets, private forestlands, produce about 75 percent of Oregon's timber harvest. This supports a key industry directly creating over 41,000 jobs. The program helps ensure that private forests' health, ongoing management, resiliency, and productivity provide private and public benefits—like jobs, wood products, clean water, clean air, wildlife habitat and scenic beauty—to best serve all Oregonians.

The Private Forest program's four main businesses are:

***Enforcing the Oregon Forest Practices Act (FPA).*** A resource protection cornerstone, the FPA requires post-harvest reforestation, and scientifically supported measures like streamside buffer rules and forestry best management practices. The FPA encourages private forestland investment through a consistent regulatory environment. It underwrites a social contract, assuring responsibly managed private forests.

The Private Forests program, landowners, and loggers work together to protect natural resources. To achieve this, the program:

- Educates and gives technical advice to customers to proactively prevent harm.
- Enforces civil and other penalties when necessary.
- Inspects before, during, and after priority operations.
- Conducts compliance audits and research to measure the FPA's effectiveness.

---

\_\_\_ Agency Request

\_\_\_ Governor's Budget

X  Legislatively Adopted

Budget Page F-4  
107BF02

## Budget Narrative

---

Department of Forestry

Private Forests Program

Program Unit Executive Summary

### Program Description: (Cont.)

Improving, maintaining, and further automating the forest activity notification (E-Notification) submission, review, approval, and reporting processes remain a program focus to better harness technology and efficiently administer the FPA. E-Notification meets the legal forestry notification requirements, sets consistent data entry and reports; and reduces technical support needs.

The E-Notification system requires continued investment to maintain and enhance the basic services to gather, store, and report forestry activity. E-Notification enhances both employees' administrative capacity and customers' efficiency in submitting, managing, and communicating about notifications.

**Monitoring and improving forest health.** The program partners with universities and federal agencies to aerially survey 28 million acres yearly to detect and monitor insect and disease damage. This work, combined with specialized surveys, provides data to prevent and manage insects, diseases, and invasive plants.

**Family forestland assistance.** About 60,000 family owners manage ten- to 500-acre forests, covering 2.2 million acres. Family-owned forestlands provide contributions exceeding their size. They diversify landscapes and local economies by connecting forestry benefits to urban populations.

Most Oregonians see these forests, which risk conversion to non-forest uses if they lose economic viability. By helping these family forestland owners follow the FPA, protect against invasive plants, enhance streams, and generally protect natural resources the Department helps keep these lands in forest use. The Department helps landowners leverage federal cost-share programs to improve forests.

**Urban forestry.** This work helps communities identify, maintain, and enhance urban treescapes and their benefits. These include shade, filtering and retaining stormwater, healthy streams, and enhancing neighborhoods and property values. The program helps Oregon's 242 cities, other local governments, and community organizations with resource management, hazard trees, climate change mitigation, and other issues.

**Major cost drivers.** Competent, experienced, professional personnel comprise the major program costs. Greater rule complexity, more and varied forest operations, and neighbor concerns or conflicts when logging occurs in wildland-urban interface areas, create an increased demand for forestry professionals to address these challenges. Over 2 million forestland acres adjoin the wildland-urban interface areas.

### Program Justification and Link to 10-Year Outcome:

**Strategy 1:** Invest in programs that improve air and water quality, and **Strategy 2:** Invest in programs that conserve, protect and restore key watersheds, stabilize populations of fish and wildlife species and improve forest and rangeland health. The program achieves these goals by carrying out state laws requiring private forestland owners to continuously grow and harvest trees, "consistent with sound management of soil, air, water, fish and wildlife resources and scenic resources." (ORS 527.630). The program:

- Informs the Board of Forestry about best management practices and rules to protect streams and their banks. A collaborative partnership monitors, evaluates, and collects data to determine rule and practice effectiveness and the rules' scientific basis.

---

\_\_\_ Agency Request

\_\_\_ Governor's Budget

X  Legislatively Adopted

Budget Page **F-5**  
107BF02

## Budget Narrative

Department of Forestry

Private Forests Program

Program Unit Executive Summary

### **Program Justification and Link to 10-Year Outcome:** (Cont.)

- Guides landowners who voluntarily participate in the Oregon Plan for Salmon and Watersheds and work to restore and enhance salmon habitat.
- Helps landowners improve long-term forest stewardship. It strategically leverages Federal Funds to target fire risk and forest health problems.
- Does statewide surveys to detect and monitor forest health indicators to inform forest management decisions.

**Strategy 3: Reduce Oregonians' exposure to toxics.** The program works to keep forestlands forested. Landowners may use pesticides – to ensure that other vegetation doesn't out-compete newly planted forest seedlings, for instance – although pesticide use is much less frequent than on developed lands. The program enforces all FPA forest pesticide laws and works closely with all pesticide regulators to reduce and minimize pesticide exposure.

**Strategy 4: Build great communities for a growing population.** Urban forestry assistance enhances urban livability. To prevent forest conversion to other uses, the program created best management practices to prevent fragmentation among wildland-urban interface areas.

**Strategy 5: Improve the effectiveness and efficiency of natural resources management.** **Strategy 5.1: Coordinate natural resources management plans.** **Strategy 5.2: Develop new and more efficient ways to achieve desired environmental outcomes.**

- The program audits its deliverables, including service and enforcement systems, refines technical assistance programs, and implements new technology, like E-Notification, to improve resource management decision making and better serve customers.
- “One-stop shopping” streamlines: multiple state and federal forest management plan certification programs; water quality, pesticide, stream improvement, and other voluntary and required enhancement projects and enforcement actions; and to reduce risks of exposure to toxics.
- The program promotes voluntary Oregon Plan improvements and other non-regulatory solutions to further protect natural resources.

### **Program Performance:**

Key metrics include:

- 2013 Forest Practices Act compliance was 96.5 percent.
- 2004-2014 - 65 percent of forestland streams consistently earned good to excellent water quality marks, better than non-forestland streams.
- Independent certification organizations determined over 10 percent of family and 66 percent industrial forestlands are “soundly managed.”
- Over 94 percent of non-federal forestland remains significant insect or disease damage free.

\_\_\_ Agency Request

\_\_\_ Governor's Budget

X  Legislatively Adopted

Budget Page **F-6**  
**107BF02**



## Budget Narrative

Department of Forestry

Private Forests Program

Program Unit Executive Summary

**Program Performance:** (Cont.)

- Voluntary Oregon Plan landowner watershed improvement investments through 2013 total \$98.5 million.

The following table shows yearly program work activity examples.

	Actual						Estimated		
	2007	2008	2009	2010	2011	2012	2013	2014	2015
<b>Number of forest Operations</b>	22,740	20,229	15,031	15,408	14,710	17,783	18,352	22,700	19,610
<b>Family Forest Assists</b>	1,893	1,813	1,668	1,582	1,419	1,457	1,421	1,510	1,477
<b>Family Forest Acres with Improved (new or updated forest stewardship) Management plans</b>	18,262	16,874	17,870	10,047	9,871	9,579	12,313	4,966	9355

**Enabling Legislation/Program Authorization:**

**ORS 527** specifies the program responsibilities for the Forest Practices Act, integrated pest management, and insect and disease control.

**ORS 526** specifies responsibilities for urban forestry mandates and the Woodland Management Act.

**Funding Streams Supporting the Program:**

**Oregon Forest Practices Act (FPA) enforcement** is primarily funded using General Fund and the Forest Products Harvest Tax, a 60:40 ratio.

**Forest Health** invests its General Fund dollars to leverage mostly Federal Funds. Typically, a \$1.6 million investment returns \$2.5 million.

**Family Forestland Assistance and Urban Forestry** are entirely federally funded.

**Funding Proposal Comparison:**

The 2015-17 biennium program funding proposal increases All Funds 10.11 percent over the 2013-15 Legislatively Approved Budget.

The 2015-17 Current Service Level requires a 6.29 percent All Funds increase over 2013-15 Legislative Approved Budget as of December 2014. This reflects (a) Statewide Goods and Services Inflation (b) the approved Administrative Prorate extraordinary inflation exception; and (c) the approved professional services inflation exception.

The 2015-17 budget proposes 5 policy option packages (POPs) requesting \$1,390,583 All Funds. These packages improve and continue the services already provided, by incorporating needed maintenance and service funds not previously funded and technology to better serve the public. They include: 151 E-Notification System Maintenance and Enhancement; 181 Services and Supplies Shortfall; 182 Agency Administration Technical Adjustments; 184 IT Re-Structure; Pkg 840 End of Session Adjustments.

\_\_\_ Agency Request

\_\_\_ Governor's Budget

X  Legislatively Adopted

Budget Page **F-7**  
107BF02

## Budget Narrative

Department of Forestry

Private Forests Program

Program Unit Narrative

**Expenditures by Fund Type, Positions and FTEs:**

Program Budget	2003-05	2005-07	2007-09	2009-11	2011-13	2013-15	2015-17	2017-19	2019-21	2021-23
	Actuals	Actuals	Actuals	Actuals	Actuals	Leg Approved	Leg Adopted	Projected	Projected	Projected
General Fund	4,755,916	9,727,373	10,260,195	4,641,768	11,396,978	14,284,065	16,591,410	17,722,709	18,951,604	20,281,440
Other Funds	11,423,144	6,873,219	7,025,643	5,501,095	6,203,370	9,831,971	10,725,442	11,454,301	12,245,934	13,102,758
Federal Funds	3,876,487	5,009,374	5,205,806	10,627,200	8,630,092	12,261,652	12,738,217	13,312,117	13,930,738	14,596,396
<b>Total Funds</b>	<b>20,055,547</b>	<b>21,609,966</b>	<b>22,491,644</b>	<b>20,770,063</b>	<b>26,230,440</b>	<b>36,377,688</b>	<b>40,055,069</b>	<b>42,489,127</b>	<b>45,128,277</b>	<b>47,980,594</b>
Positions	125	115	117	86	110	114	115	122	122	122
FTE	127.15	113.43	113.66	84.86	107.89	109.79	112.43	119.60	119.60	119.60

**Activities, Programs and Issues:**

**Forest Practices Act Administration:** The Program protects Oregon’s natural resources by educating landowners about and enforcing the Forest Practices Act (FPA). The Department’s statutory obligation to administer the FPA and administrative rules requires adequate staffing to inspect and monitor forestlands. The Program’s continued success builds on the shared responsibility and partnership among operators, landowners, and ODF. This approach produces high voluntary forest practices rule compliance levels. Maintaining a stable complement of field foresters and technical experts is a key to ensuring private forestland owners meet or exceed best management practices.

The Program has conducted a FPA compliance audit using a third party contractor. The audit results helped the Program develop a Key Performance Measure that more accurately reflects the FPA’s effectiveness. Annual audits will help ensure staff consistently apply the FPA rules; examine implementation and ease of use; support third party certification efforts; and target training opportunities.

The Department has continued to focus on cost savings, efficiencies, and cost avoidance strategies to effectively administer the FPA. Stakeholders have expressed concern that administering the FPA has fallen behind technological as industry advances, suggesting improved delivery could save time and money. The Department created an online electronic notification (E-Notification) system to improve its administrative and enforcement efficiency for managing notifications and customer communication. The customer will also benefit from E-Notification. The streamlined system will allow stewardship foresters to invest more one-on-one time helping landowners with forestry assistance, rather than processing paperwork. Forestland owners look forward to this improvement. Agency staff also anticipate quicker response times for to information requests.

Public subscribers would also benefit from E-Notification improvements. Subscribers pay to receive notifications and accompanying documents by mail for a selected area. ODF must give the public 15 days from when it receives a notification to offer comments. The paper notification processing and mailing time often means subscribers have less than 15 days to comment after receiving the notification. A proposed E-Notification enhancement would allow subscribers to view notifications online rather than waiting for mailed copies.

Increasing technical staff capacity to improve business processes would also meet Strategy 5 of the Healthy Environment Policy Vision (Improve the effectiveness and efficiency of natural resource management).

Agency Request

Governor's Budget

Legislatively Adopted

Budget Page **F-8**  
107BF02

## Budget Narrative

---

Department of Forestry

Private Forests Program

Program Unit Narrative

**Activities, Programs and Issues:** (Cont.)

**Forest Practices Act Administration:** (Cont.)

The Private Forests Program performs the following key functions and actions to meet goals and objectives of this business:

- Provide at least one pre-op, active, and close-out inspection on all high and medium priority operations. Ensure compliance with rules on timber harvesting, road construction and maintenance, treatment of slash following harvest, use of forest chemicals and reforestation.
- Maintain high level of landowner and operator knowledge to ensure consistent application of best management practices.
- Provide effective education:
  - Urban interface: Focus on local government meetings, public meetings to address emerging issues, coordinate on land-use planning.
  - Family forestland: Partner with Oregon State University Extension, Oregon Tree Farm System, Oregon Small Woodlands Association, and Oregon Forest Resources Institute on education and training. Conduct pre-op inspections, which are critical for family forestland owners.
  - Industrial / Investment Forestland: Coordinate with certification programs; continue joint training with Associated Oregon Loggers.
- Effective enforcement creates accountability for inappropriate behavior, and corrects or mitigates resource damage. Improved use of consent orders mitigates damage and educates landowner and operators.
- Protection of certain special resources including significant wetlands, sensitive bird nesting, roosting and watering sites, and sites used by threatened and endangered species. Effective data management for ownership, water and sensitive resource sites, reforestation compliance, and activity tracking and reporting.
- Address public safety related to rapidly moving landslides that may come from forestlands.
- Protect Scenic values along specified highways.
- Effectiveness monitoring and reporting for rule effectiveness.
- Compliance auditing.

---

Agency Request

Governor's Budget

Legislatively Adopted

Budget Page **F-9**  
**107BF02**

## Budget Narrative

Department of Forestry

Private Forests Program

Program Unit Narrative

### Activities, Programs and Issues: (Cont.)

**Water Quality.** Forestlands supply abundant, clean water for Oregonians. Protecting, maintaining and enhancing the health of Oregon's forests, soil and water resources is a key strategy in the 2011 *Forestry Program for Oregon*. The Private Forests division serves a critical role in ensuring high water quality by enforcing rules that protect drinking water and fish habitat from unnecessary human-caused impacts. It also embraces its statutory requirement to conduct research and monitoring to verify that current forest management practices are indeed protective and develop new rules or policies where needed to maintain water quality and fish habitat. The 2011-13 legislatively approved budget partially restored staff support and funding for the Forest Practices effectiveness-monitoring program, which was eliminated in the 2009-2011 reductions.

The Private Forests division has reestablished its monitoring program and can once again meet its core monitoring functions. The Department has resumed work on its riparian functions (RipStream) monitoring project, which directly tests the efficacy of riparian protection standards for small and medium fish streams. Although the Private Forests monitoring program has rebuilt quickly, its current capacity is not sufficient to keep pace with the Department's overall monitoring needs or to support Strategies 1, 2 and 5 in the Healthy Environment Policy Vision.

The Department continues to participate in the joint Oregon Department of Environmental Quality (DEQ) – U.S. Environmental Protection Agency (EPA) development of the Mid-Coast Implementation Ready Total Maximum Daily Load (IR-TMDL) process. The IR-TMDL process is working to identify pollutant sources. The TMDL process would benefit from interfacing with the Department's parallel efforts on riparian protection rule analysis; a restoration of resources would aid in ensuring full Department participation. The Department worked closely with other state natural resource agencies to address concerns from the EPA – National Oceanic and Atmospheric Administration in response to the Coastal Zone Act Reauthorization Amendment (CZARA).

The Private Forests division would benefit from having technical staff to interact with other agencies with regard to landslide-prone areas and legacy road concerns. Resource restoration will also support continued participation in the Watershed Research Cooperative, a collaborative research venture between Oregon State University and federal and state researchers developed specifically to examine forest management effects on water quality and associated stream biota. Fully restoring monitoring program resources will enable the Department to meet statutory requirements for forest practices research and monitoring and for integrated monitoring at the watershed scale to determine the effectiveness of contemporary forest practices for achieving aquatic conservation goals.

In addition, the Department's stewardship foresters play a significant role in implementing the Oregon Plan for Salmon and Watersheds, which seeks to restore salmon runs to a sustainable level and improve water quality. Resources are needed to support collaborative monitoring on voluntary measures implemented under the Oregon Plan and to gather information for addressing the Board of Forestry's indicators of sustainable forests. Oregon Plan voluntary restoration measures are Oregon's home-grown response to listings of some salmonid species under the federal Endangered Species Act. Stewardship foresters help forestland owners identify opportunities for improving riparian function and stream habitat (e.g., large wood placement) and work with watershed councils to implement restoration projects. Restoring stewardship foresters in the urban and wildland-urban interface areas will provide added capacity to implement Oregon Plan goals.

Agency Request

Governor's Budget

Legislatively Adopted

Budget Page F-10  
107BF02

## Budget Narrative

---

Department of Forestry

Private Forests Program

Program Unit Narrative

### Family Forestland Technical Assistance:

Oregon's 4.7 million acres of family forestlands provide key functions for rural landscapes, societies, and economies. These lands dominate the urban and wildland-urban interface areas, comprising 80 percent (1.7 million acres) of these areas' private forests. Family forestlands, with exceptions, often occupy ecologically important, lower elevation settings, near residential areas. Family forestlands comprise smaller, diverse parcels because landowners' objectives and uses vary. The family forestland incentives programs delivery and development has been limited due to the decreasing federal and absent state support. Statewide, only four stewardship foresters, (funded by the U.S. Department of Agriculture) support family forestland stewardship planning.

Family forestland owners often face great pressure to convert forestland to non-forest uses, because the land value often exceeds the timber value. On the other hand, larger industrial forest owners managing land primarily to grow and harvest timber, do not usually face this pressure. As many family forestlands shift ownership to the family's next generation, the new owners often lack the knowledge to achieve their goals. Estate planning can keep family forests family-owned; and forest management plans incorporating sound technical advice can keep them forested.

The program tries to protect and realize these lands' forest value. It requires increased capacity to sustain family forestlands and their many benefits, because it requires:

- One-on-one technical assistance;
- Fuel reduction and forest health projects;
- Delivering and developing worthwhile incentives;
- Implementing the Oregon plan; and
- Administering the Forest Practices Act.

Recently, the Farm Bill incorporated forestry components to create a new funding opportunity to improve family forestland management. The Department and the U.S. Natural Resource Conservation Service (NRCS) continue cooperating and strengthening their relationship to address issues affecting family forestlands' sustainability. To better serve this goal, if the state adds stewardship foresters to match the NRCS cooperative agreement funding, the capacity to assist family forestland owners would double.

Funding dependent, the Department could assist family forestland owners by helping them:

- Coordinate technical and financial assistance;
- Develop management plans; and certify their forests as responsibly managed;
- Learn young-forest management activities, like replanting trees , pre-commercial thinning, fuel reduction, and salvaging damaged trees;
- Understand federal programs designed to encourage family forestland management; and
- Form cooperatives or aggregates to more efficiently carry out young-forest management activities.

---

     Agency Request

     Governor's Budget

  X   Legislatively Adopted

Budget Page F-11  
107BF02

## Budget Narrative

Department of Forestry

Private Forests Program

Program Unit Narrative

### Urban and Community Forestry:

The Urban and Community Forestry program innovatively leads and manages programs to meet the 242 incorporated cities', other public agencies', and non-profit organizations' urban forestry needs. Three full time staff assist about half of Oregon's cities annually.

Oregon cities trying to retain their forests face great complexity when balancing competing demands and preserving the forests' many benefits. Most cities lack forestry technical expertise to address issues, such as developing tree risk management plans, stream protection, and public safety. Most forestry funding incentives target forests outside urban growth boundaries. However, most salmon-bearing streams pass through cities. Cities often react to hazardous tree issues rather than prevent the public safety risk.

Cities need technical assistance to help use urban forestry solutions to mitigate storm-water runoff, pollution, degraded salmon-bearing streams, wildland-urban interface fires, urban temperature increases, and noise pollution. Addressing climate change challenges to local communities helps citizens connect local actions to global concerns.

Oregonians are largely disconnected from forest benefits that enhance ecosystem services and quality of life. Consequently, they may not understand the trees' and forests' important roles for creating economic, environmental, and social well-being. Converting urban forests to developed land can negatively impact water quality, wildlife habitat, and community livability. Wildland urban interface forest fires are costly too.

Program experts provide technical and educational assistance about tree risk assessment, ordinances, inventories, tree care, planting, tree selection, and urban forest management planning. These objectives can be best obtained by adding staff to:

- Develop and distribute information to encourage active forest management, and address wildland urban interface issues.
- Facilitate a comprehensive community forestry program through tools like Tree City USA, ordinances, and risk management plans.
- Develop and teach urban forestry courses, including technical knowledge, to develop local technical capacity.
- Implement cooperative projects with the U.S. Forest Service, OSU Extension, companies, and non-profit groups.
- Help cities address wildland-urban interface issues such as forest practices, growth management, and wildland fire.
- Help communities solve natural resource management problems such as hazardous trees and tree risk management.
- Motivate communities to develop sustainable, comprehensive community forestry programs.
- Educate communities about green infrastructure and urban forestry ecosystem challenges and benefits.
- Coordinate statewide Arbor Week activities and promote the Tree City USA program.

The program's three staff struggle to meet the statewide need for urban forestry assistance. A 2004 survey showed ODF's assistance since 1991 increased: how many cities created active urban forestry programs, the city's program depth and sophistication, and local urban forest management investment. It showed ODF assisted cities were more likely to proactively address tree problems than cities that didn't. ODF staff assistance directly improved the cities' urban forest management.

\_\_\_ Agency Request

\_\_\_ Governor's Budget

X  Legislatively Adopted

Budget Page F-12  
107BF02

## Budget Narrative

Department of Forestry

Private Forests Program

Program Unit Narrative

### Forest Health Management:

Insects, diseases, invasive plants, and other agents cause significant tree death, growth loss, and other damage covering large forested areas each year. This affects landowners' management strategies and may contribute to hazardous forest fire conditions. Annually, the Department works with the U.S. Forest Service and other organizations to assess the state's forest health. To meet the Healthy Environment Policy Vision strategic goals, ODF must use integrated pest management principles to maintain or improve non-federal forest health by minimizing insects, diseases, and other agents.

The Department's forest health professionals survey, evaluate, and monitor native and non-native insects, diseases and invasive plants. They provide integrated pest management technical advice and training. They detect, monitor, and eradicate invasive, non-native species. They help prevent bark beetle infestations and restore private forestland affected by them. To meet these forest health goals the program:

- Aerially surveys the state annually to identify damage from insects, disease and other agents. Trained observers record observation data as they fly a grid pattern over the 28 million privately-owned forest acres. Oregon leads the nation with the most complete insect and disease activity data compiled from 66 consecutive annual surveys.
- Does special surveys to detect Swiss needle cast, bear, sudden oak death, emerald ash borer, gorse, root disease, and other damage.
- Analyzes the state's insect and disease trends. Annually, the state loses about 1.4 billion board feet from mortality and lost growth to insects and diseases. While insect and disease damage changes from year to year, increases can indicate poor forest health.
- Applies for and administers federal forest health grants that help landowners manage forests for improved health (e.g., bark beetle treatments, sudden oak death treatments).
- Detects sudden oak death and slows its spread. This significantly benefits the nursery and forest industries. Slowing the spread delays damage to tanoak forests and prevents: 1) operating expense increases due to changed cultural or harvesting practices, 2) increased quarantine inspection and testing costs, and 3) lost profits due to lost market shares and consumer confidence.
- Provides technical assistance to foresters, agencies, and forest owners about forest health and integrated pest management.
- Provides training to resource managers, foresters, landowners, and others on native and non-native forest insects, diseases, invasive plants, hazard trees, animal damage, and forest health.
- Cooperates on applied research projects on specific forest health topics such as Swiss needle cast, pine butterfly, Ips bark beetles, scotch broom bio-control, sudden oak death, bigleaf maple decline, and aspen decline.
- Promotes forest resiliency to natural disturbances to reduce forest resource losses from wildfire, insects, diseases and other agents.

Agency Request

Governor's Budget

Legislatively Adopted

Budget Page F-13  
107BF02

## Budget Narrative

Department of Forestry

Private Forests Program

Program Unit Narrative

### Forest Health Management: (Cont.)

**Insects:** Forest insect outbreaks occur periodically causing significant tree mortality and damage. Recently most detected tree mortality has been from bark beetle outbreaks, especially the mountain pine beetle.

- Mountain pine beetle. Mountain Pine Beetle infestation and damage is on the rise across certain dry regions. Cooperative efforts to create strategic safety corridors and fuel breaks will continue to help the forest recover naturally and protect the public.
- Pine ips bark beetles in the Columbia Gorge. Currently, the pine ips bark beetle damage extends from Eastern Oregon into Hood River and Wasco Counties and North into Washington. Recent anecdotal evidence suggests greater drought stress combined with fire and storm damage, has increased local CFI populations. The program delivers: cooperative educational efforts to help landowners manage infested trees; research focused on documenting the current infestation; and examines its co-occurrence with other insects.

**Diseases:** Some forest diseases leaving a considerable impact on forests require ground-based surveys, including root diseases. In recent years, sudden oak death and Swiss needle cast have become particularly prevalent.

Sudden Oak Death. Sudden oak death kills tanoak, currently, along the southwest coast in Curry County. It has been pushing north and intensifying within the quarantine, and threatens tanoak outside the currently effective quarantine. Every year, sudden oak death kills a lot of tanoak, and damages native rhododendron, huckleberries, and many other plants. An interagency team using early detection surveys and eradicating host plants has successfully slowed the pathogen's spread. However, due to reduced treatment funding and the early detection difficulties, ODF expects it will spread.

Swiss Needle Cast. Swiss needle cast, a fungus, affects Douglas-fir on over 500,000 acres, mostly in the Coast Range. It causes needles to turn yellow and prematurely fall from trees, which reduces tree growth and survival; but trees die from it only after many years of defoliation. Swiss needle cast causes Oregonians to lose more than about 190 million board feet per year. Solutions include growing non-Douglas-fir trees and using genetically improved seed.

**Invasive Species:** Nonnative plants and animals increasingly threaten forested ecosystems. They degrade habitats, displace desirable species, and cost Oregonians millions of dollars. For example, Scotch broom causes lost timber revenue and requires control measures costing \$47 million annually, more than all other Oregon weeds combined.

These established and new invasive species threats will continue. As trade and worldwide travel and shipping increase, so do the invasive species threats. Managing these threats requires integrated and coordinated efforts. The Department implements this approach, by closely cooperating with regulatory agencies, research institutions, and the U.S. Forest Service.

Examples of collaborative efforts include:

- Emerald ash borer (EAB) early detection surveys done with U.S. and Oregon Departments of Agriculture. EAB has not been found in Oregon; but as the country's costliest invasive wood borer ever, its property value loss and control costs total \$1.7 billion annually.

     Agency Request

     Governor's Budget

  X   Legislatively Adopted

Budget Page F-14  
107BF02



## Budget Narrative

Department of Forestry

Private Forests Program

Program Unit Narrative

### **Forest Health Management:** (Cont.)

#### **Invasive Species:** (Cont.)

- Scotch broom biological control. It only reproduces via seeds, so seed destruction could limit its growth. ODF coordinates a multi-state (OR, WA, CA) and multi-national (Canada) monitoring project to investigate the approach's effectiveness.

Controlling invasive species can be costly, but doing nothing often costs significantly more. Achieving the 10-year Outcome Strategy 2 goal requires maintaining and increasing Agency capacity to prevent and eradicate invasive species.

#### **Biomass:**

Effective woody biomass markets benefit all Oregonians through: rural economic development, improved forest health, reduced fire risk and cost, and homegrown low-carbon energy. Biomass outlets offer private landowners new revenue streams needed to keep forests healthy and productive. For federal landowners, biomass outlets could increase the forest restoration pace and scale. ODF will build on successful partnerships, such the Cohesive Wildfire Strategy, to integrate biomass use with federal forest restoration.

Developing robust biomass markets supports the 10-Year Plan for Oregon's Jobs and Innovation, Healthy Environment, and Energy Action Plan strategies by:

- Increasing federal timberland harvest levels while preserving wildlife and key habitat;
- Coordinating access to capital, markets, and support for small businesses;
- Developing home-grown renewable energy resources;
- Reducing air pollution from wildfires, open burning, and other activities; and
- Creating incentives to build the energy production market.

Oregon has already invested in biomass project development, construction and operation. Increased funding would support early project identification, feasibility assessment, and business planning, areas not currently funded. These early stage funds would help project owners leverage existing state tax incentives, loans, and federal grants. They would also open access to other flexible low-cost funding sources. Existing ODF federal grant funds would complete project development options and provide a comprehensive incentive, assistance, and resource package to develop woody biomass markets.

\_\_\_ Agency Request

\_\_\_ Governor's Budget

X  Legislatively Adopted

Budget Page F-15  
107BF02

## Budget Narrative

Department of Forestry

Private Forests Program

Program Unit Narrative

### Important Background for Decision Makers:

**Diverse Forest Ownership.** Oregon's diverse private forests span from within urban growth boundaries to remote rural countryside. About 330,000 private forest acres—roughly 5 percent—grow within urban growth boundaries or other development zones. Another 1.8 million private forest acres lay within one mile of developable areas. The remaining acres extend out from the wildland-urban interface to the more rural areas. The over 150,000 family owned forests account for over 4.6 million forested acres. Companies own the remaining 6 million privately owned forested acres. The changing ownership and diverse forestlands affect the program's ability to deliver services efficiently and effectively. An ODF field forester survey revealed that field staff invest up to 20 percent of their time on wildland-urban interface topics. These foresters spend significant time educating landowners and neighbors, responding to complaints and concerns from neighboring landowners, and assisting local jurisdictions on land use changes. Forestland ownership changes will continue to challenge the Agency's capacity to provide services, and highlights the need to develop innovative landowner and institutional strategies.

**Forest Conversion.** When productive timberlands are converted to non-forestry uses, the local forest products-related jobs, economies, and infrastructure fail. Lost timber tax revenue reduces direct support for education and local government services. Family forest landowners near cities are hard-pressed to generate timber or agriculture revenue to compete with other possible land uses. Often, the land can be sold for a handsome profit. This represents a significant challenge to keeping forestland forested. Forest conversion consequences vary and have significant impacts. According to the Pacific Forest Trust, the U.S. converts nearly 1.5 million forested acres to non-forest uses each year, releasing 275 million metric tons of carbon dioxide to the atmosphere that had been stored in trees. Some 180 million Americans depend on forest watersheds for drinking water. Forest conversion threatens that supply. Habitat for diverse fish and wildlife species will decline. Forest conversion to other land uses will adversely affect the over 41,000 direct forest sector jobs and the state's economic output and revenue income.

### Revenue Sources and Proposed Revenue Changes:

The Private Forests Division makes use of multiple funding sources, including:

- Forest Practices – To fund the Forest Practices Act administration the General Fund typically contributes 60 percent and 40 percent comes from the Oregon Forest Products Harvest Tax.
- Federal Funds – The Private Forests program receives funds from the U.S. Forest Service, Bureau of Land Management, and Environmental Protection Agency (this includes Sudden Oak Death and water quality survey funding). Estimated Federal Funds for the 2015-2017 biennium are based on previous year averages and the potential to receive one or more Western Competitive Grants. Most Federal Funds have historically been from the U.S. Forest Service. About half of these come from consolidated grant programs. The remaining Federal Funds are matched at a 1:1 ratio with General Fund and with non-federal partners.

\_\_\_ Agency Request

\_\_\_ Governor's Budget

X  Legislatively Adopted

Budget Page F-16  
107BF02

## Budget Narrative

---

Department of Forestry

Private Forest Program

Program Unit Narrative

### Revenue Sources and Proposed Revenue Changes: (Cont.)

- Other Funds include: cooperative projects, private donations, and other receipts. This estimated revenue is based on previous history.
  - Cooperative project partners include – Oregon State University, Department of Agriculture, Department of Fish and Wildlife, Department of Environmental Quality, Oregon Watershed enhancement Board, Oregon Forest Industries Council, Natural Resource Conservation Services, and U.S. Forest Service.
  - Private Donations – Forest Resource Trust and Urban and Community Forest Program
    - Forest Resource Trust provides financial, technical and related assistance funding to qualified private and local government forestland owners to improve forestlands for timber production, wildlife, water quality and other environmental purposes.
    - The Urban and Community Forestry program receives and disburses money and labor, material, seedlings, trees and equipment donations from public and private sources for urban and community forestry programs.
  - Other Receipts and fees – Nursery rent, seed sales for family forestland owners, and document request fees.

### Proposed New Laws:

None.

---

Agency Request

Governor's Budget

Legislatively Adopted

Budget Page F-17  
107BF02

## Budget Narrative

Department of Forestry

Private Forests Program

Program Unit Narrative

**Base Budget:**

	<u>Agency Requested</u>	<u>Governor's Budget</u>	<u>Legislatively Adopted</u>
General Fund	\$14,821,586	\$14,821,586	\$14,821,586
Other Funds	\$10,092,255	\$10,092,255	\$10,092,255
Federal Funds	\$12,468,117	\$12,468,117	\$12,468,117
<b>All Funds</b>	<b>\$37,381,958</b>	<b>\$37,381,958</b>	<b>\$37,381,958</b>
<b>Positions/FTE:</b>	<b>114 / 111.43</b>	<b>114 / 111.43</b>	<b>114 / 111.43</b>

**Essential Packages:**

	<u>Agency Requested</u>	<u>Governor's Budget</u>	<u>Legislatively Adopted</u>
General Fund			
Package 010 Non-PICS Personal Svc	\$40,025	\$40,025	\$40,025
Package 031 Standard Inflation	\$82,088	\$71,923	\$82,088
Package 032 Above Standard Inflation	\$22,674	\$22,674	\$22,674
Package 033 Exceptional Inflation	\$786,489	\$661,564	\$786,489
Sub-Total, General Fund	<b>\$931,276</b>	<b>\$796,186</b>	<b>\$931,276</b>
Other Funds			
Package 010 Non-PICS Personal Svc	\$8,451	\$8,451	\$8,451
Package 031 Standard Inflation	\$69,563	\$63,377	\$69,563
Package 032 Above Standard Inflation	\$1,533	\$1,533	\$1,533
Sub-Total, Other Funds	<b>\$79,547</b>	<b>\$73,361</b>	<b>\$79,547</b>
Federal Funds			
Package 010 Non-PICS Personal Svc	\$5,750	\$5,750	\$5,750
Package 031 Standard Inflation	\$264,843	\$262,456	\$264,843
Package 032 Above Standard Inflation	\$1,112	\$1,112	\$1,112
Sub-Total, Federal Funds	<b>\$271,705</b>	<b>\$269,318</b>	<b>\$271,705</b>
<b>Total, All Funds</b>	<b>\$1,282,528</b>	<b>\$1,138,865</b>	<b>\$1,282,528</b>
<b>Positions/FTE:</b>	<b>0 / 0.00</b>	<b>0 / 0.00</b>	<b>0 / 0.00</b>

Agency Request

Governor's Budget

Legislatively Adopted

Budget Page F-18  
107BF02

## Budget Narrative

Department of Forestry

Private Forests Program

Program Unit Narrative

**Current Service Level:**

	<u>Agency Requested</u>	<u>Governor's Budget</u>	<u>Legislatively Adopted</u>
General Fund	\$15,752,862	\$15,617,772	\$15,752,862
Other Funds	\$10,171,802	\$10,165,616	\$10,171,802
Federal Funds	\$12,739,822	\$12,737,435	\$12,739,822
<b>Total, All Funds</b>	<b>\$38,664,486</b>	<b>\$38,520,823</b>	<b>\$38,664,486</b>
<b>Positions/FTE:</b>	<b>114 / 111.43</b>	<b>114 / 111.43</b>	<b>114 / 111.43</b>

**Policy Packages:**

	<u>Agency Requested</u>	<u>Governor's Budget</u>	<u>Legislatively Adopted</u>
General Fund			
Package 151 Electronic Notification System Maintenance	\$1,034,296	\$409,438	\$838,438
Package 152 Leadership & Facilitation for Biomass Use	\$2,433,798	\$1,108,450	--
Package 153 Water Quality, Forest Roads FPA Effectiveness	\$933,894	\$933,894	--
Package 154 Family Forestland Technical Assistance	\$200,530	--	--
Package 155 Support State Geneticist position	\$114,158	--	--
Package 156 Services & Supplies for Stewardship Forests	\$550,800	--	--
Package 157 Spec. Resources Site Rule Analysis Funding	\$300,000	--	--
Package 180 Procurement/ Purchase Order System	\$202,704	--	--
Package 181 Services & Supplies Shortfall	\$54,619	\$54,619	\$54,619
Package 182 Agency Admin Tech. Adjustments	\$31,589	\$31,589	\$31,589
Package 183 Administrative Capacity	\$83,171	\$83,171	--
Package 184 IT Restructure	\$2,821	\$2,821	\$2,821
Package 840 End of Session Adjustments	--	--	(\$88,919)
<b>Sub-Total, General Fund:</b>	<b>\$5,942,380</b>	<b>\$2,623,982</b>	<b>\$838,548</b>

Agency Request

Governor's Budget

Legislatively Adopted

Budget Page F-19  
107BF02

## Budget Narrative

Department of Forestry

Private Forests Program

Program Unit Narrative

**Policy Packages:** (Cont.)

	<u>Agency Requested</u>	<u>Governor's Budget</u>	<u>Legislatively Adopted</u>
Other Funds			
Package 151 Electronic Notification System Maintenance	\$689,534	\$272,960	\$558,960
Package 153 Water Quality, Forest Roads FPA Effectiveness.	\$622,619	\$622,619	--
Package 154 Family Forestland Technical Assistance	\$133,688	--	--
Package 156 Services & Supplies for Stewardship Forests	\$367,200	--	--
Package 157 Spec. Resources Site Rule Analysis Funding	\$200,000	--	--
Package 840 End of Session Adjustments	--	--	(\$5,320)
<b>Sub-Total, Other Funds:</b>	<b>\$2,013,041</b>	<b>\$895,579</b>	<b>\$553,640</b>
Federal Funds			
Package 152 Leadership & Facilitation for Biomass Use	(\$186,059)	--	--
Package 154 Family Forestland Technical Assistance	\$1,354	--	--
Package 155 Support State Geneticist position	(\$98,760)	--	--
Package 840 End of Session Adjustments	--	--	(\$1,605)
<b>Sub-Total, Other Funds:</b>	<b>(\$283,465)</b>	<b>\$0</b>	<b>(\$1,605)</b>
<b>All Funds:</b>	<b>\$7,671,956</b>	<b>\$3,519,561</b>	<b>\$1,390,583</b>
<b>Positions/FTE:</b>	<b>8 / 8.17</b>	<b>5 / 5.17</b>	<b>1 / 1.00</b>

**Total Program Biennial Budget:**

	<u>Agency Requested</u>	<u>Governor's Budget</u>	<u>Legislatively Adopte</u>
General Fund	\$21,695,242	\$18,241,754	\$16,591,410
Other Funds	\$12,184,843	\$11,061,195	\$10,725,442
Federal Funds	\$12,456,357	\$12,737,435	\$12,738,217
<b>All Funds:</b>	<b>\$46,336,442</b>	<b>\$42,040,384</b>	<b>\$40,055,069</b>
<b>Positions/FTE:</b>	<b>122 / 119.60</b>	<b>119 / 116.60</b>	<b>115 / 112.43</b>

Agency Request

Governor's Budget

Legislatively Adopted

Budget Page **F-20**  
107BF02

## Budget Narrative

Department of Forestry

Private Forests Program

Program Unit Narrative  
Essential Packages

Base Budget Package #	Base Budget Package Title
000	Current Service Level Exception Request - Base Budget Change

Base changes occurred as a result of two types of actions: **(A)** First, minor cost re-allocations were done in several SCRs this biennium, with a net zero effect by Budget Category and Fund Type within each SCR. **(B)** Secondly, positions were moved between DCRs with this SCR, with no change to net costs or Fund Type. There was no change to Position Counts or FTE. **(C)** Thirdly, approved returning Seasonal positions which were vacant during the PICS Roll in April had their Step Rates adjusted. This biennium the adjustment occurred in the Base, rather than in Package 032. In the Private Forests program this resulted in an increase of \$17,023 Federal Funds. There is no change to Position Counts or FTE.

Essential Package #	Essential Package Title
010	Non-PICS Personal Services Adjustments

This Package includes standard inflation of 3.0 percent on non-PICS items such as temporaries, overtime, shift differential, all other differentials and unemployment compensation, including the OPE associated with them. The sum of these non-PICS Personal Services items equals \$7,825. Mass Transit has increased by \$5,747 All Funds. The State Forests program Vacancy Savings factor increased from the prior biennium, resulting in a (\$42,621) decrease in Personal Services; (\$9,409) GF, (\$20,827) OF and (\$12,385) FF. This package also includes an \$84,210 increase to the program's contribution to Pension Obligation Bond debt service, \$44,892 GF, \$26,632 OF and \$12,686 FF. The net effect is an increase of \$54,226 All Funds.

Essential Package #	Essential Package Title
022	Program Phase Outs

None.

Essential Package #	Essential Package Title
031	Standard Inflation

The Cost of Goods and Services increased by \$506,511. This is based on the standard 3.0 percent inflation factor for Services & Supplies and Capital Outlay items, except for State Government Service Charges and Attorney General Charges, which are based on the 2015-17 Price List of Goods and Services. State Government Services Charges decreased by (\$111,960). Attorney General charges increased by 19.2 percent resulting in an increase of \$21,943. The net effect of the package is an increase of \$416,494 All Funds.

Agency Request

Governor's Budget

Legislatively Adopted

Budget Page **F-21**  
**107BF02**

## Budget Narrative

Department of Forestry

Private Forests Program

Program Unit Narrative  
Essential Packages

Essential Package #	Essential Package Title
032	Above Standard Inflation

Per Budget Instructions, Professional Services receive an additional 0.3 percent inflation above standard 3 percent, resulting in an adjustment of \$2,844 General Fund, \$1,533 Other Funds and \$1,112 Federal Funds, for an All Funds total increase of \$5,489. Above standard inflation costs in the Agency Administration program are supported by the Private Forests program through the Admin Prorate. This results in an additional General Fund increase of \$19,830. The net of all Package 032 activity is an increase of \$22,674 General Fund, \$1,533 Other Funds and \$1,112 Federal Funds, for an All Funds increase of \$25,319.

Essential Package #	Essential Package Title
033	Exceptional Inflation

This package includes one item. It is an inflation adjustment for the Agency Administration budget funded by the Admin Prorate resulting in an increase of \$786,489 of General Fund, which is the total cost of the package.

Essential Package #	Essential Package Title
050	Fund Shifts

None.

Essential Package #	Essential Package Title
060	Technical Adjustments

None.

Modify Current Service Level	Essential Package Title
070	Enhancement Package No. 070: Revenue Shortfalls

None.

Modify Current Service Level	Essential Package Title
080	Emergency Board (or Special Legislative Session) Actions After April 2008

None.

Agency Request

Governor's Budget

Legislatively Adopted

Budget Page **F-22**  
107BF02



**ESSENTIAL AND POLICY PACKAGE FISCAL IMPACT SUMMARY**

Forestry, Dept of  
Pkg: 010 - Non-PICS Psnl Svc / Vacancy Factor

Cross Reference Name: Private Forests  
Cross Reference Number: 62900-050-00-00-00000

<i>Description</i>	General Fund	Lottery Funds	Other Funds	Federal Funds	Nonlimited Other Funds	Nonlimited Federal Funds	All Funds
<b>Revenues</b>							
General Fund Appropriation	40,025	-	-	-	-	-	40,025
<b>Total Revenues</b>	<b>\$40,025</b>	-	-	-	-	-	<b>\$40,025</b>
<b>Personal Services</b>							
Temporary Appointments	430	-	232	3,902	-	-	4,564
Overtime Payments	141	-	86	1,245	-	-	1,472
Shift Differential	6	-	3	3	-	-	12
All Other Differential	291	-	195	299	-	-	785
Public Employees' Retire Cont	80	-	52	280	-	-	412
Pension Obligation Bond	44,892	-	26,632	12,686	-	-	84,210
Social Security Taxes	66	-	40	417	-	-	523
Unemployment Assessments	41	-	16	-	-	-	57
Mass Transit Tax	3,633	-	2,114	-	-	-	5,747
Vacancy Savings	(9,409)	-	(20,827)	(12,385)	-	-	(42,621)
Reconciliation Adjustment	(146)	-	(92)	(697)	-	-	(935)
<b>Total Personal Services</b>	<b>\$40,025</b>	-	<b>\$8,451</b>	<b>\$5,750</b>	-	-	<b>\$54,226</b>
<b>Special Payments</b>							
Intra-Agency Gen Fund Transfer	-	-	-	-	-	-	-
<b>Total Special Payments</b>	-	-	-	-	-	-	-

**ESSENTIAL AND POLICY PACKAGE FISCAL IMPACT SUMMARY**

Forestry, Dept of  
Pkg: 010 - Non-PICS Psnl Svc / Vacancy Factor

Cross Reference Name: Private Forests  
Cross Reference Number: 62900-050-00-00-00000

<i>Description</i>	General Fund	Lottery Funds	Other Funds	Federal Funds	Nonlimited Other Funds	Nonlimited Federal Funds	All Funds
<b>Total Expenditures</b>							
Total Expenditures	40,025	-	8,451	5,750	-	-	54,226
<b>Total Expenditures</b>	<b>\$40,025</b>	<b>-</b>	<b>\$8,451</b>	<b>\$5,750</b>	<b>-</b>	<b>-</b>	<b>\$54,226</b>
<b>Ending Balance</b>							
Ending Balance	-	-	(8,451)	(5,750)	-	-	(14,201)
<b>Total Ending Balance</b>	<b>-</b>	<b>-</b>	<b>(\$8,451)</b>	<b>(\$5,750)</b>	<b>-</b>	<b>-</b>	<b>(\$14,201)</b>

**ESSENTIAL AND POLICY PACKAGE FISCAL IMPACT SUMMARY**

**Forestry, Dept of**  
**Pkg: 031 - Standard Inflation**

**Cross Reference Name: Private Forests**  
**Cross Reference Number: 62900-050-00-00-00000**

<i>Description</i>	General Fund	Lottery Funds	Other Funds	Federal Funds	Nonlimited Other Funds	Nonlimited Federal Funds	All Funds
<b>Revenues</b>							
General Fund Appropriation	82,088	-	-	-	-	-	82,088
<b>Total Revenues</b>	<b>\$82,088</b>	-	-	-	-	-	<b>\$82,088</b>
<b>Services &amp; Supplies</b>							
Instate Travel	7,717	-	8,656	18,651	-	-	35,024
Out of State Travel	560	-	36	1,288	-	-	1,884
Employee Training	1,180	-	1,159	3,801	-	-	6,140
Office Expenses	2,873	-	2,142	2,905	-	-	7,920
Telecommunications	6,983	-	5,132	2,752	-	-	14,867
State Gov. Service Charges	(62,938)	-	(37,437)	(11,585)	-	-	(111,960)
Data Processing	214	-	133	9	-	-	356
Publicity and Publications	84	-	144	1,096	-	-	1,324
Professional Services	28,444	-	15,327	11,117	-	-	54,888
IT Professional Services	-	-	-	-	-	-	-
Attorney General	13,237	-	6,279	2,427	-	-	21,943
Employee Recruitment and Develop	225	-	283	2	-	-	510
Dues and Subscriptions	23	-	15	63	-	-	101
Fuels and Utilities	-	-	-	77	-	-	77
Facilities Maintenance	-	-	-	-	-	-	-
Food and Kitchen Supplies	3,237	-	144	338	-	-	3,719
Medical Services and Supplies	-	-	-	-	-	-	-
Agency Program Related S and S	431	-	1,198	3,812	-	-	5,441
Intra-agency Charges	-	-	-	-	-	-	-
Other Services and Supplies	5,561	-	5,796	5,332	-	-	16,689
Expendable Prop 250 - 5000	241	-	349	1,112	-	-	1,702

\_\_\_\_ Agency Request  
 2015-17 Biennium

\_\_\_\_ Governor's Budget  
 Page \_\_\_\_\_

\_\_\_\_ Legislatively Adopted  
 Essential and Policy Package Fiscal Impact Summary - BPR013

**ESSENTIAL AND POLICY PACKAGE FISCAL IMPACT SUMMARY**

Forestry, Dept of  
Pkg: 031 - Standard Inflation

Cross Reference Name: Private Forests  
Cross Reference Number: 62900-050-00-00-00000

<i>Description</i>	General Fund	Lottery Funds	Other Funds	Federal Funds	Nonlimited Other Funds	Nonlimited Federal Funds	All Funds
<b>Services &amp; Supplies</b>							
IT Expendable Property	1,409	-	2,350	1,402	-	-	5,161
<b>Total Services &amp; Supplies</b>	<b>\$9,481</b>	<b>-</b>	<b>\$11,706</b>	<b>\$44,599</b>	<b>-</b>	<b>-</b>	<b>\$65,786</b>
<b>Capital Outlay</b>							
Office Furniture and Fixtures	-	-	-	38	-	-	38
Technical Equipment	-	-	1,668	29	-	-	1,697
Industrial and Heavy Equipment	-	-	-	-	-	-	-
Automotive and Aircraft	-	-	-	4,718	-	-	4,718
Data Processing Software	-	-	-	-	-	-	-
Data Processing Hardware	-	-	-	48	-	-	48
Building Structures	-	-	-	-	-	-	-
Other Capital Outlay	-	-	-	-	-	-	-
<b>Total Capital Outlay</b>	<b>-</b>	<b>-</b>	<b>\$1,668</b>	<b>\$4,833</b>	<b>-</b>	<b>-</b>	<b>\$6,501</b>
<b>Special Payments</b>							
Dist to Cities	-	-	8,310	318	-	-	8,628
Dist to Counties	-	-	-	27,985	-	-	27,985
Dist to Other Gov Unit	-	-	10,463	421	-	-	10,884
Dist to Non-Gov Units	-	-	4,001	108,344	-	-	112,345
Dist to Individuals	-	-	-	78,343	-	-	78,343
Intra-Agency Gen Fund Transfer	63,607	-	-	-	-	-	63,607
Loans Made to Individuals	-	-	33,415	-	-	-	33,415

\_\_\_\_ Agency Request  
2015-17 Biennium

\_\_\_\_ Governor's Budget  
Page \_\_\_\_\_

\_\_\_\_ Legislatively Adopted  
Essential and Policy Package Fiscal Impact Summary - BPR013

\_\_\_\_ Agency Request

\_\_\_\_ Governor's Budget

  X   Legislatively Adopted

Budget Page F-26

**ESSENTIAL AND POLICY PACKAGE FISCAL IMPACT SUMMARY**

Forestry, Dept of  
Pkg: 031 - Standard Inflation

Cross Reference Name: Private Forests  
Cross Reference Number: 62900-050-00-00-00000

<i>Description</i>	General Fund	Lottery Funds	Other Funds	Federal Funds	Nonlimited Other Funds	Nonlimited Federal Funds	All Funds
<b>Special Payments</b>							
Spc Pmt to OR University System	9,000	-	-	-	-	-	9,000
<b>Total Special Payments</b>	<b>\$72,607</b>	-	<b>\$56,189</b>	<b>\$215,411</b>	-	-	<b>\$344,207</b>
<b>Total Expenditures</b>							
Total Expenditures	82,088	-	69,563	264,843	-	-	416,494
<b>Total Expenditures</b>	<b>\$82,088</b>	-	<b>\$69,563</b>	<b>\$264,843</b>	-	-	<b>\$416,494</b>
<b>Ending Balance</b>							
Ending Balance	-	-	(69,563)	(264,843)	-	-	(334,406)
<b>Total Ending Balance</b>	-	-	<b>(\$69,563)</b>	<b>(\$264,843)</b>	-	-	<b>(\$334,406)</b>

**ESSENTIAL AND POLICY PACKAGE FISCAL IMPACT SUMMARY**

Forestry, Dept of  
Pkg: 032 - Above Standard Inflation

Cross Reference Name: Private Forests  
Cross Reference Number: 62900-050-00-00-00000

<i>Description</i>	General Fund	Lottery Funds	Other Funds	Federal Funds	Nonlimited Other Funds	Nonlimited Federal Funds	All Funds
<b>Revenues</b>							
General Fund Appropriation	22,674	-	-	-	-	-	22,674
<b>Total Revenues</b>	<b>\$22,674</b>	-	-	-	-	-	<b>\$22,674</b>
<b>Services &amp; Supplies</b>							
Professional Services	2,844	-	1,533	1,112	-	-	5,489
<b>Total Services &amp; Supplies</b>	<b>\$2,844</b>	-	<b>\$1,533</b>	<b>\$1,112</b>	-	-	<b>\$5,489</b>
<b>Special Payments</b>							
Intra-Agency Gen Fund Transfer	19,830	-	-	-	-	-	19,830
<b>Total Special Payments</b>	<b>\$19,830</b>	-	-	-	-	-	<b>\$19,830</b>
<b>Total Expenditures</b>							
Total Expenditures	22,674	-	1,533	1,112	-	-	25,319
<b>Total Expenditures</b>	<b>\$22,674</b>	-	<b>\$1,533</b>	<b>\$1,112</b>	-	-	<b>\$25,319</b>
<b>Ending Balance</b>							
Ending Balance	-	-	(1,533)	(1,112)	-	-	(2,645)
<b>Total Ending Balance</b>	-	-	<b>(\$1,533)</b>	<b>(\$1,112)</b>	-	-	<b>(\$2,645)</b>

**ESSENTIAL AND POLICY PACKAGE FISCAL IMPACT SUMMARY**

Forestry, Dept of  
Pkg: 033 - Exceptional Inflation

Cross Reference Name: Private Forests  
Cross Reference Number: 62900-050-00-00-00000

<i>Description</i>	General Fund	Lottery Funds	Other Funds	Federal Funds	Nonlimited Other Funds	Nonlimited Federal Funds	All Funds
<b>Revenues</b>							
General Fund Appropriation	786,489	-	-	-	-	-	786,489
<b>Total Revenues</b>	<b>\$786,489</b>	-	-	-	-	-	<b>\$786,489</b>
<b>Special Payments</b>							
Intra-Agency Gen Fund Transfer	786,489	-	-	-	-	-	786,489
<b>Total Special Payments</b>	<b>\$786,489</b>	-	-	-	-	-	<b>\$786,489</b>
<b>Total Expenditures</b>							
Total Expenditures	786,489	-	-	-	-	-	786,489
<b>Total Expenditures</b>	<b>\$786,489</b>	-	-	-	-	-	<b>\$786,489</b>
<b>Ending Balance</b>							
Ending Balance	-	-	-	-	-	-	-
<b>Total Ending Balance</b>	-	-	-	-	-	-	-

## Budget Narrative

Department of Forestry

Private Forests Program

Program Unit Narrative

### Summary of All Program Enhancement Packages

Package #	Component	Priority	Component Title	All Funds	Positions / FTEs	Page #
151	n/a	03	Electronic Notification System Maintenance	\$1,397,398	1 / 1.00	F-31
181	C	05	Services & Supplies Shortfall	\$54,619	0 / 0.00	F-39
182	C	17	Agency Administration Technical Adjustments	\$31,589	0 / 0.00	F-41
184	C	21	I.T. Restructure	\$2,821	0 / 0.00	F-43
840	N/A	N/A	End of Session Adjustments	(\$95,844)	0 / 0.00	F-45
<b>Total LAB Packages:</b>				<b>\$1,390,583</b>	<b>1 / 1.00</b>	

Agency Request

Governor's Budget

Legislatively Adopted

Budget Page **F-30**  
107BF02



## Budget Narrative

Department of Forestry

Private Forests Program

Enhancement Package 151

Policy Package #	Priority	Policy Package Title
151	03	Electronic Notification System Maintenance and Enhancement

### Purpose:

This policy option package (POP) would continue implementing the Agency's Continuous Business Improvements strategic initiative for administering and enforcing the Forest Practices Act (FPA). The current project created and now focuses on improving and maintaining the online E-Notification submission and automated review, approval, and reporting requirements to efficiently administer and enforce the FPA. This directly executes the Agency's mission: *"To serve the people of Oregon by protecting, managing, and promoting stewardship of Oregon's forests to enhance environmental, economic, and community sustainability."*

A 2011-2013 Budget (HB 5023) budget note directed ODF to hire an independent third party to assess and recommend how it could more effectively administer the FPA through cost savings, efficiencies, and cost avoidance strategies. Currently, ODF requires people to use a paper notification process to submit a Notification of Operation/Application for Permit before using fire or operating power machinery for most forest operations. (OAR 629-605-0140 and 629-605-0150). The paper process is time consuming, redundant, more prone to error, and inefficient.

Now and until October 1, 2014, people submit the paper forms, staff enters the same information into databases and creates digital unit maps in ODF's Geographic Information System (GIS). Duplicative data entry not only inefficiently spends staff and public time but is prone to data entry errors. This delays the Agency's response time to our customers who file notifications and to the general public who can subscribe to receive the notifications too.

The third-party reviewer recommended developing an integrated electronic notification (E-Notification) submission system to increase efficiency and effectiveness. The program developed and will soon launch (October 1, 2014) its E-Notification tool for private and non-federal forestland owners. E-notification meets the forest operation notification processing legal requirements. It will also allow for enterprise system integration; consistent data entry and subsequent reporting; and reduced technical support needs.

Agency Request

Governor's Budget

Legislatively Adopted

Budget Page **F-31**  
**107BF02**

## Budget Narrative

---

Department of Forestry

Private Forests Program

Enhancement Package 151

**Purpose:** (Cont.)

This package will provide needed funding to maintain the system and one time funding for system enhancements that will become integrated into a continuous improvement cycle. This investment will improve how the ODF gathers, stores, maintains and reports notifications. These improvements will meet customers' notification filing needs and improve communication among ODF, its customers, and the public generally.

The streamlined system will allow stewardship foresters to invest more one-on-one time helping landowners with forestry assistance, rather than processing paperwork. This means more direct contact between these landowners and stewardship foresters to better implement best management practices and protect natural resources. Large forestland owners routinely use the notification process and look forward to using this improved system. Agency staff also anticipate quicker response times to information requests.

Public subscribers would also benefit from E-Notification improvements. Subscribers pay to receive notifications and accompanying documents by mail for a selected area. ODF must give the public 15 days from when it receives a notification to offer comments. The paper notification processing and mailing time often means subscribers have less than 15 days to comment after receiving the notification. A proposed E-Notification enhancement would allow subscribers to view notifications online rather than waiting for mailed copies.

This investment directly supports ODF's Forestry Business Improvement Initiative strategic priority for developing an enterprise business model for information systems including these strategic priorities:

1. Supporting critical information requirements;
2. Reducing risk and exposure;
3. Accommodating customer needs;
4. Supporting field operations;
5. Improving efficiency;
6. Supporting multiple function areas;
7. Providing standardized, well defined, and accessible information;
8. Guaranteeing accountability; and
9. Considering future information needs and reporting requirements.

---

Agency Request

Governor's Budget

Legislatively Adopted

Budget Page F-32  
107BF02

## Budget Narrative

Department of Forestry

Private Forests Program

Enhancement Package 151

### Purpose: (Cont.)

This package funds actions to produce the outcomes the 10-Year Plan for Oregon Project – Strategy 5 Healthy Environment Policy Vision seek:

Strategy 5: To improve natural resources management and responsibly address existing and emerging resource challenges.

- Streamline regulatory processes to foster voluntary cooperative conservation efforts over the next five years.
- Provide decision making tools to evaluate landscape-level opportunities and challenges.
- Evaluate several specific alternatives for program reorganization to improve its effectiveness, recognizing that fiscal savings will not be significant.

This package directly supports the Board of Forestry's *Forestry Program for Oregon* Goal A: Promote a fair legal system, effective and adequately funded government, leading-edge research and education, and publicly-supported environmental, economic, and social policies. It also furthers the Board of Forestry work plan goal to ensure the Agency effectively and efficiently implements the FPA.

### How Achieved:

This package will focus specifically on maintaining and enhancing the E-Notification system to fulfill the Legislature's direction. The package would fund two enhancement projects. These enhancements will streamline the existing work flow for external and internal users and provide greater reporting capabilities. The larger project will create a public portal for external users such as tribes, utility companies, mills, log buyers, other agencies and the general public could receive immediate on-line access to notifications. This will eliminate the current paper based, mailing subscription service.

This package funds the annual E-Notification support, maintenance, software, and infrastructure needs; and improves ODF's business processes.

This project's ongoing improvements benefit those submitting notifications and seeking notification information. The project provides a modern, integrated information system, like any business would use to remain relevant, by improving customer service and access to information. It provides ODF and its customers a comprehensive one-stop shopping experience for notification data and related information. It will provide an enterprise information system that minimizes data redundancy, integrates GIS, and mobile technologies. The E-Notification system will meet state-wide, specific reporting needs that the cumbersome, at times inaccurate paper system cannot provide. This integrated system with normal maintenance can make previously unavailable data available, helping businesses and the public. While some benefits may not be easily quantifiable, the investment will give the program the needed funding to provide better service to its customers.

Agency Request

Governor's Budget

Legislatively Adopted

Budget Page F-33  
107BF02

## Budget Narrative

---

Department of Forestry

Private Forests Program

Enhancement Package 151

### **Staffing Impact:**

This proposal includes one limited duration Project Manager position. The Project Manager will analyze business needs, define and document business requirements, evaluate business process changes, research business and technology solutions for business needs, and provide testing and training. This work will ensure stakeholders understand the business improvements and implementation. The Project Manager will also manage large, complex enterprise-wide information technology and business process improvement projects. This position will provide leadership, standards, and methodologies for initiatives that address the Agency's and its partners' interests. This person will develop technical specifications, detailed project plans and budgets, executing work plans and project management systems, overseeing and coordinating both technical and non-technical program activities, staff, and interagency efforts.

### **Quantifying Results:**

The first phase cost-estimate shows a financial gain based on cost-savings achieved by reducing duplicate data entry and added reporting functionality. Other returns include: system modernization, functionality, integration capabilities, and reduced paper and postage costs.

This high value project significantly improves the Agency's operating effectiveness and efficiency through better:

- Information access, availability, and accuracy;
- Human capital investments by strengthening and expanding staff capabilities;
- Operational performance by using more sophisticated integration among inputs and outputs; and
- Accountability through the improved operating data collection and reporting.

The initial project's business improvements were projected to return 25 percent and 13 percent efficiency gains for Office Specialists and Stewardship Foresters, respectively. This package's enhancements will increase the efficiency for public subscribers' access to notification information.

This project allows ODF to fulfill the original budget note. It will improve the notification process; therefore, improving customer service.

---

     Agency Request

     Governor's Budget

  X   Legislatively Adopted

Budget Page **F-34**  
**107BF02**

## Budget Narrative

---

Department of Forestry

Private Forests Program

Enhancement Package 151

**Revenue Source:**

This package will be funded 40 percent Harvest Tax (Other Funds) and 60 percent General Fund.

**Funding:**

	<u>Agency Requested</u>	<u>Governor's Budget</u>	<u>Legislatively Adopted</u>
General Fund	\$1,034,296	\$409,438	\$838,438
Other Funds	\$689,534	\$272,960	\$558,960
Federal Funds	--	--	--
<b>All Funds:</b>	<b>\$1,723,830</b>	<b>\$682,398</b>	<b>\$1,397,398</b>
<b>Position/FTE:</b>	<b>2 / 2.00</b>	<b>1 / 1.00</b>	<b>1 / 1.00</b>

---

Agency Request

Governor's Budget

Legislatively Adopted

Budget Page **F-35**  
107BF02

## ESSENTIAL AND POLICY PACKAGE FISCAL IMPACT SUMMARY

Forestry, Dept of  
Pkg: 151 - Electronic Notification System Maintenance

Cross Reference Name: Private Forests  
Cross Reference Number: 62900-050-00-00-00000

<i>Description</i>	General Fund	Lottery Funds	Other Funds	Federal Funds	Nonlimited Other Funds	Nonlimited Federal Funds	All Funds
<b>Revenues</b>							
General Fund Appropriation	838,438	-	-	-	-	-	838,438
<b>Total Revenues</b>	<b>\$838,438</b>	-	-	-	-	-	<b>\$838,438</b>
<b>Personal Services</b>							
Class/Unclass Sal. and Per Diem	72,403	-	48,269	-	-	-	120,672
Empl. Rel. Bd. Assessments	26	-	18	-	-	-	44
Public Employees' Retire Cont	13,112	-	8,742	-	-	-	21,854
Social Security Taxes	5,539	-	3,692	-	-	-	9,231
Worker's Comp. Assess. (WCD)	41	-	28	-	-	-	69
Mass Transit Tax	435	-	289	-	-	-	724
Flexible Benefits	18,317	-	12,211	-	-	-	30,528
Reconciliation Adjustment	(435)	-	(289)	-	-	-	(724)
<b>Total Personal Services</b>	<b>\$109,438</b>	-	<b>\$72,960</b>	-	-	-	<b>\$182,398</b>
<b>Services &amp; Supplies</b>							
Instate Travel	8,400	-	5,600	-	-	-	14,000
Employee Training	600	-	400	-	-	-	1,000
Office Expenses	2,400	-	1,600	-	-	-	4,000
Telecommunications	1,200	-	800	-	-	-	2,000
Data Processing	2,400	-	1,600	-	-	-	4,000
Professional Services	639,000	-	426,000	-	-	-	1,065,000
IT Professional Services	72,000	-	48,000	-	-	-	120,000
Other Services and Supplies	2,400	-	1,600	-	-	-	4,000

\_\_\_\_ Agency Request  
2015-17 Biennium

\_\_\_\_ Governor's Budget  
Page \_\_\_\_\_

\_\_\_\_ Legislatively Adopted  
Essential and Policy Package Fiscal Impact Summary - BPR013

\_\_\_\_ Agency Request

\_\_\_\_ Governor's Budget

  X   Legislatively Adopted

Budget Page F-36

**ESSENTIAL AND POLICY PACKAGE FISCAL IMPACT SUMMARY**

Forestry, Dept of  
Pkg: 151 - Electronic Notification System Maintenance

Cross Reference Name: Private Forests  
Cross Reference Number: 62900-050-00-00-00000

<i>Description</i>	General Fund	Lottery Funds	Other Funds	Federal Funds	Nonlimited Other Funds	Nonlimited Federal Funds	All Funds
<b>Services &amp; Supplies</b>							
Expendable Prop 250 - 5000	600	-	400	-	-	-	1,000
<b>Total Services &amp; Supplies</b>	<b>\$729,000</b>	-	<b>\$486,000</b>	-	-	-	<b>\$1,215,000</b>
<b>Total Expenditures</b>							
Total Expenditures	838,438	-	558,960	-	-	-	1,397,398
<b>Total Expenditures</b>	<b>\$838,438</b>	-	<b>\$558,960</b>	-	-	-	<b>\$1,397,398</b>
<b>Ending Balance</b>							
Ending Balance	-	-	(558,960)	-	-	-	(558,960)
<b>Total Ending Balance</b>	-	-	<b>(\$558,960)</b>	-	-	-	<b>(\$558,960)</b>
<b>Total Positions</b>							
Total Positions							1
<b>Total Positions</b>	-	-	-	-	-	-	<b>1</b>
<b>Total FTE</b>							
Total FTE							1.00
<b>Total FTE</b>	-	-	-	-	-	-	<b>1.00</b>

\_\_\_\_ Agency Request  
2015-17 Biennium

\_\_\_\_ Governor's Budget  
Page \_\_\_\_\_

\_\_\_\_ Legislatively Adopted  
Essential and Policy Package Fiscal Impact Summary - BPR013

\_\_\_\_ Agency Request

\_\_\_\_ Governor's Budget

  X   Legislatively Adopted

Budget Page F-37

POSITION NUMBER	CLASS	COMP	CLASS NAME	POS CNT	FTE	MOS	STEP	RATE	GF SAL/OPE	OF SAL/OPE	FF SAL/OPE	LF SAL/OPE	AF SAL/OPE
0005408	OA	C0856	AA PROJECT MANAGER 3	1	1.00	24.00	02	5,028.00	72,403 37,035	48,269 24,691			120,672 61,726
TOTAL PICS SALARY									72,403	48,269			120,672
TOTAL PICS OPE									37,035	24,691			61,726
TOTAL PICS PERSONAL SERVICES =				1	1.00	24.00			109,438	72,960			182,398



## Budget Narrative

Department of Forestry

Private Forests Program

Enhancement Package 181  
Narrative

Policy Package #	Component	Priority	Policy Package Title
181	C	05	Services & Supplies Shortfall

**Purpose:**

The purpose of this package is to provide much needed Services & Supplies budget to the Agency Administration program.

All Agency Administration costs are prorated among operating programs, based on the Admin Prorate process. As a result, approval of the Agency Administration component of this package will cause a corresponding increase of support from the Private Forests Program in the form of a revenue transfer from Private Forests to Agency Administration as a General Fund Special Payment. The result is an increase of \$54,619 General Fund.

**Revenue Source:**

The Private Forests portion of this package is 100 percent GF.

**Funding:**

	<u>Agency Requested</u>	<u>Governor's Budget</u>	<u>Legislatively Adopted</u>
General Fund	\$54,619	\$54,619	\$54,619
Lottery Funds	--	--	--
Other Funds	--	--	--
Federal Funds	--	--	--
<b>All Funds:</b>	<b>\$54,619</b>	<b>\$54,619</b>	<b>\$54,619</b>
<b>Position/FTE:</b>	<b>0 / 0.00</b>	<b>0 / 0.00</b>	<b>0 / 0.00</b>

Agency Request

Governor's Budget

Legislatively Adopted

Budget Page F-39  
107BF02

**ESSENTIAL AND POLICY PACKAGE FISCAL IMPACT SUMMARY**

Forestry, Dept of  
Pkg: 181 - Services & Supplies Shortfall

Cross Reference Name: Private Forests  
Cross Reference Number: 62900-050-00-00-00000

<i>Description</i>	General Fund	Lottery Funds	Other Funds	Federal Funds	Nonlimited Other Funds	Nonlimited Federal Funds	All Funds
<b>Revenues</b>							
General Fund Appropriation	54,619	-	-	-	-	-	54,619
<b>Total Revenues</b>	<b>\$54,619</b>	-	-	-	-	-	<b>\$54,619</b>
<b>Special Payments</b>							
Intra-Agency Gen Fund Transfer	54,619	-	-	-	-	-	54,619
<b>Total Special Payments</b>	<b>\$54,619</b>	-	-	-	-	-	<b>\$54,619</b>
<b>Total Expenditures</b>							
Total Expenditures	54,619	-	-	-	-	-	54,619
<b>Total Expenditures</b>	<b>\$54,619</b>	-	-	-	-	-	<b>\$54,619</b>
<b>Ending Balance</b>							
Ending Balance	-	-	-	-	-	-	-
<b>Total Ending Balance</b>	-	-	-	-	-	-	-

## Budget Narrative

Department of Forestry

Private Forests Program

Enhancement Package 182  
Narrative

Package #	Component	Priority	Policy Package Title
182	C	17	Agency Administration Technical Adjustments

**Purpose:**

The Information Technology (IT) support model has evolved over time to meet the challenging and changing needs of the Agency providing support to critical operations including fire suppression efforts. Additionally, the IT program has modified its support model to meet the changing Agency objectives. However, the IT Program staffing structure has not kept pace with the growing needs of the Agency. This has led to several positions being worked out of class and team lead assignments that are not built into the position description. Also, there are positions that should be assigned the same duties but, due to position levels can't be assigned this work. This has created several areas where the Agency is dependent on a single position to provide support to critical applications. This proposed Policy Option Package (POP) aligns the IT staff structure to best meet the needs of the Agency, creates redundancy in critical areas of support, and is structured to develop staff for succession planning.

All Agency Administration costs are prorated among operating programs, based on the Admin Prorate process. As a result, approval of the Agency Administration component of this package will cause a corresponding increase of support from the Private Forests in the form of a revenue transfer from Private Forests to Agency Administration as a General Fund Special Payment. The result is an increase of \$31,589 General Fund.

**Revenue Source:**

The Private Forests portion of this package is 100 percent GF.

**Funding:**

	<u>Agency Requested</u>	<u>Governor's Budget</u>	<u>Legislatively Adopted</u>
General Fund	\$31,589	\$31,589	\$31,589
Lottery Funds	--	--	--
Other Funds	--	--	--
Federal Funds	--	--	--
<b>All Funds:</b>	<b>\$31,589</b>	<b>\$31,589</b>	<b>\$31,589</b>
<b>Position/FTE:</b>	<b>0 / 0.00</b>	<b>0 / 0.00</b>	<b>0 / 0.00</b>

Agency Request

Governor's Budget

Legislatively Adopted

Budget Page **F-41**  
**107BF02**

**ESSENTIAL AND POLICY PACKAGE FISCAL IMPACT SUMMARY**

Forestry, Dept of  
Pkg: 182 - Agency Administration Technical Adjustments

Cross Reference Name: Private Forests  
Cross Reference Number: 62900-050-00-00-00000

<i>Description</i>	General Fund	Lottery Funds	Other Funds	Federal Funds	Nonlimited Other Funds	Nonlimited Federal Funds	All Funds
<b>Revenues</b>							
General Fund Appropriation	31,589	-	-	-	-	-	31,589
<b>Total Revenues</b>	<b>\$31,589</b>	-	-	-	-	-	<b>\$31,589</b>
<b>Special Payments</b>							
Intra-Agency Gen Fund Transfer	31,589	-	-	-	-	-	31,589
<b>Total Special Payments</b>	<b>\$31,589</b>	-	-	-	-	-	<b>\$31,589</b>
<b>Total Expenditures</b>							
Total Expenditures	31,589	-	-	-	-	-	31,589
<b>Total Expenditures</b>	<b>\$31,589</b>	-	-	-	-	-	<b>\$31,589</b>
<b>Ending Balance</b>							
Ending Balance	-	-	-	-	-	-	-
<b>Total Ending Balance</b>	-	-	-	-	-	-	-

## Budget Narrative

Department of Forestry

Private Forests Program

Enhancement Package 184  
Narrative

Package #	Component	Priority	Policy Package Title
184	C	21	IT Re-Organization

**Purpose:**

The purpose of this package is to address organizational issues within the Information Technology section of the Agency Administration program.

All Agency Administration costs are prorated among operating programs, based on the Admin Prorate process. As a result, approval of the Agency Administration component of this package will cause a corresponding increase of support from the Private Forests Program in the form of a revenue transfer from Private Forests to Agency Administration as a General Fund Special Payment. The result is an increase of \$2,821 General Fund.

**Revenue Source:**

The Private Forests portion of this package is 100 percent GF.

**Funding:**

	<u>Agency Requested</u>	<u>Governor's Budget</u>	<u>Legislatively Adopted</u>
General Fund	\$2,821	\$2,821	\$2,821
Lottery Funds	--	--	--
Other Funds	--	--	--
Federal Funds	--	--	--
<b>All Funds:</b>	<b>\$2,821</b>	<b>\$2,821</b>	<b>\$2,821</b>
<b>Position/FTE:</b>	<b>0 / 0.00</b>	<b>0 / 0.00</b>	<b>0 / 0.00</b>

Agency Request

Governor's Budget

Legislatively Adopted

Budget Page F-43  
107BF02

**ESSENTIAL AND POLICY PACKAGE FISCAL IMPACT SUMMARY**

Forestry, Dept of  
Pkg: 184 - IT Restructure

Cross Reference Name: Private Forests  
Cross Reference Number: 62900-050-00-00-00000

<i>Description</i>	General Fund	Lottery Funds	Other Funds	Federal Funds	Nonlimited Other Funds	Nonlimited Federal Funds	All Funds
<b>Revenues</b>							
General Fund Appropriation	2,821	-	-	-	-	-	2,821
<b>Total Revenues</b>	<b>\$2,821</b>	-	-	-	-	-	<b>\$2,821</b>
<b>Special Payments</b>							
Intra-Agency Gen Fund Transfer	2,821	-	-	-	-	-	2,821
<b>Total Special Payments</b>	<b>\$2,821</b>	-	-	-	-	-	<b>\$2,821</b>
<b>Total Expenditures</b>							
Total Expenditures	2,821	-	-	-	-	-	2,821
<b>Total Expenditures</b>	<b>\$2,821</b>	-	-	-	-	-	<b>\$2,821</b>
<b>Ending Balance</b>							
Ending Balance	-	-	-	-	-	-	-
<b>Total Ending Balance</b>	-	-	-	-	-	-	-

## Budget Narrative

Department of Forestry

Private Forests Program

Enhancement Package 840  
Narrative

Package #	Component	Priority	Policy Package Title
840	n/a	n/a	End of Session Adjustments

**Purpose:**

This package was added by the Legislature. It has 2 components in the Private Forests program. (A) The first is a reductions to Attorney General and State Government Service Charges with a total of (\$14,201) All funds. The result is a reduction of (\$7,276) General Fund, (\$5,320) Other Funds and (\$1,605) Federal Funds. The second component is a reduction in the Intra-Agency General Fund Transfers (81,643) General Fund.

**Revenue Source:**

None.

**Funding:**

It has no impact on Position Counts or FTE.

	<u>Agency Requested</u>	<u>Governor's Budget</u>	<u>Legislatively Adopted</u>
General Fund	--	--	(\$88,919)
Lottery Funds	--	--	--
Other Funds	--	--	(\$5,320)
Federal Funds	--	--	(\$1,605)
<b>All Funds:</b>	<b>\$0</b>	<b>\$0</b>	<b>(\$95,844)</b>
<b>Position/FTE:</b>	<b>0 / 0.00</b>	<b>0 / 0.00</b>	<b>0 / 0.00</b>

Agency Request

Governor's Budget

Legislatively Adopted

Budget Page F-45  
107BF02

**ESSENTIAL AND POLICY PACKAGE FISCAL IMPACT SUMMARY**

Forestry, Dept of  
Pkg: 840 - SB 5507 End of Session

Cross Reference Name: Private Forests  
Cross Reference Number: 62900-050-00-00-00000

<i>Description</i>	General Fund	Lottery Funds	Other Funds	Federal Funds	Nonlimited Other Funds	Nonlimited Federal Funds	All Funds
<b>Revenues</b>							
General Fund Appropriation	(88,919)	-	-	-	-	-	(88,919)
Federal Funds	-	-	-	(1,605)	-	-	(1,605)
<b>Total Revenues</b>	<b>(\$88,919)</b>	<b>-</b>	<b>-</b>	<b>(\$1,605)</b>	<b>-</b>	<b>-</b>	<b>(\$90,524)</b>
<b>Services &amp; Supplies</b>							
State Gov. Service Charges	-	-	(1,868)	(271)	-	-	(2,139)
Attorney General	(7,276)	-	(3,452)	(1,334)	-	-	(12,062)
<b>Total Services &amp; Supplies</b>	<b>(\$7,276)</b>	<b>-</b>	<b>(\$5,320)</b>	<b>(\$1,605)</b>	<b>-</b>	<b>-</b>	<b>(\$14,201)</b>
<b>Special Payments</b>							
Intra-Agency Gen Fund Transfer	(81,643)	-	-	-	-	-	(81,643)
<b>Total Special Payments</b>	<b>(\$81,643)</b>	<b>-</b>	<b>-</b>	<b>-</b>	<b>-</b>	<b>-</b>	<b>(\$81,643)</b>
<b>Total Expenditures</b>							
Total Expenditures	(88,919)	-	(5,320)	(1,605)	-	-	(95,844)
<b>Total Expenditures</b>	<b>(\$88,919)</b>	<b>-</b>	<b>(\$5,320)</b>	<b>(\$1,605)</b>	<b>-</b>	<b>-</b>	<b>(\$95,844)</b>
<b>Ending Balance</b>							
Ending Balance	-	-	5,320	-	-	-	5,320
<b>Total Ending Balance</b>	<b>-</b>	<b>-</b>	<b>\$5,320</b>	<b>-</b>	<b>-</b>	<b>-</b>	<b>\$5,320</b>



**DETAIL OF LOTTERY FUNDS, OTHER FUNDS, AND FEDERAL FUNDS REVENUE**

Forestry, Dept of  
2015-17 Biennium

Agency Number: 62900  
Cross Reference Number: 62900-050-00-00-00000

<i>Source</i>	2011-13 Actuals	2013-15 Leg Adopted Budget	2013-15 Leg Approved Budget	2015-17 Agency Request Budget	2015-17 Governor's Budget	2015-17 Leg Adopted Budget
<b>Other Funds</b>						
Business Lic and Fees	4,800	-	-	-	-	-
Charges for Services	492,486	512,936	512,936	268,641	268,641	268,641
Fines and Forfeitures	53,429	-	-	-	-	-
Interest Income	12,542	89,310	89,310	-	-	-
Donations	-	276,985	276,985	285,295	285,295	285,295
Loan Repayments	3,151	1,560,039	1,560,039	1,704,941	1,704,941	1,704,941
Other Revenues	27,224	5,955,792	5,955,792	1,169,375	1,169,375	278,059
Transfer In - Intrafund	251,647	-	-	-	-	-
Transfer from General Fund	49,768	3,130	3,130	-	-	-
Tsfr From Revenue, Dept of	9,191,659	7,568,216	7,568,216	9,858,008	9,858,008	9,441,048
Tsfr From Agriculture, Dept of	59,440	-	-	-	-	-
Transfer Out - Intrafund	(1,968,455)	(2,300,189)	(2,341,041)	(2,724,227)	(2,724,227)	(2,431,086)
Transfer to Other	(1,003)	-	-	-	-	-
Transfer to General Fund	(54,576)	-	-	-	-	-
<b>Total Other Funds</b>	<b>\$8,122,112</b>	<b>\$13,666,219</b>	<b>\$13,625,367</b>	<b>\$10,562,033</b>	<b>\$10,562,033</b>	<b>\$9,546,898</b>
<b>Federal Funds</b>						
Federal Funds	9,644,793	12,178,331	12,264,799	12,456,357	12,739,822	12,738,217
Tsfr From Environmental Quality	16,229	-	-	-	-	-
<b>Total Federal Funds</b>	<b>\$9,661,022</b>	<b>\$12,178,331</b>	<b>\$12,264,799</b>	<b>\$12,456,357</b>	<b>\$12,739,822</b>	<b>\$12,738,217</b>

\_\_\_ Agency Request  
2015-17 Biennium

\_\_\_ Governor's Budget  
Page \_\_\_\_\_

\_\_\_ Legislatively Adopted  
Detail of LF, OF, and FF Revenues - BPR102

\_\_\_ Agency Request

\_\_\_ Governor's Budget

  X   Legislatively Adopted

Budget Page F-47

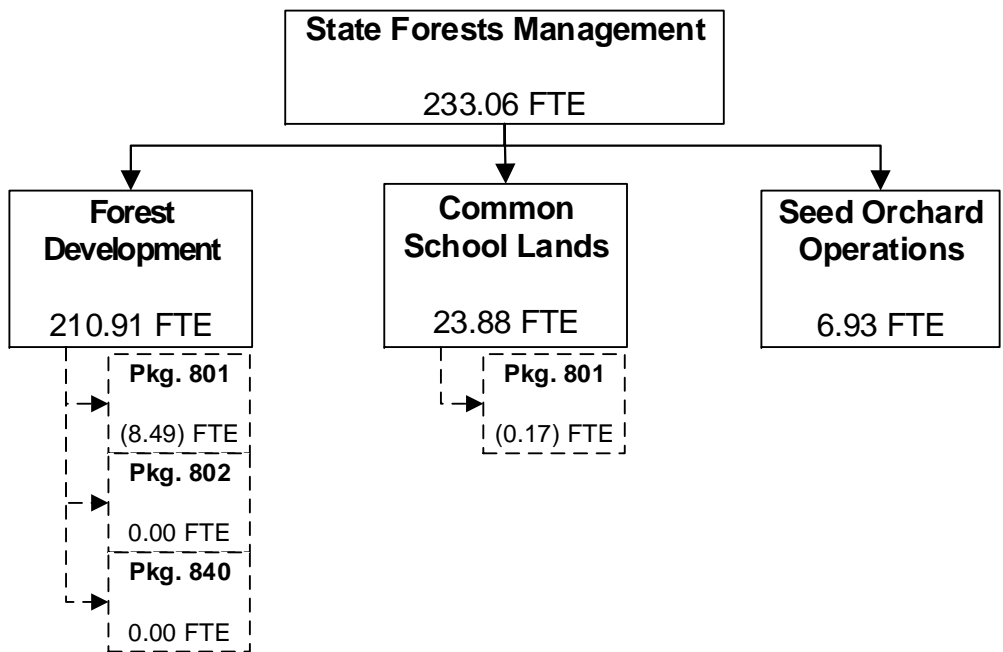
This Page Left Intentionally Blank

# Budget Narrative

Department of Forestry

State Forests Program

Program Unit Organization Chart



Based on ORBITS Object 8250, Class/Unclass FTE Positions (Un-reconciled)

Current 2015-17 Structure

Agency Request

Governor's Budget

Legislatively Adopted

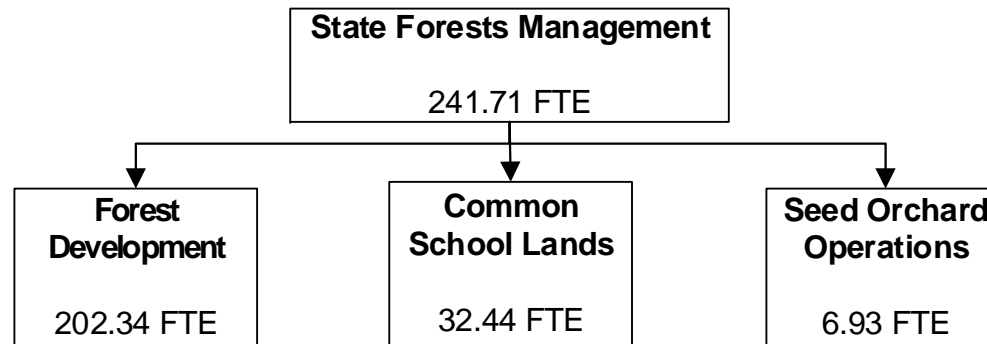
Budget Page **G-1**  
107BF02

# Budget Narrative

Department of Forestry

State Forests Program

Program Unit Organization Chart



Based on ORBITS Object 8250, Class/Unclass FTE Positions (Un-reconciled)

Prior 2013-15 Structure

Agency Request

Governor's Budget

Legislatively Adopted

Budget Page **G-2**  
107BF02

## Budget Narrative

Department of Forestry

State Forests Program

Program Unit Executive Summary

### EXECUTIVE SUMMARY

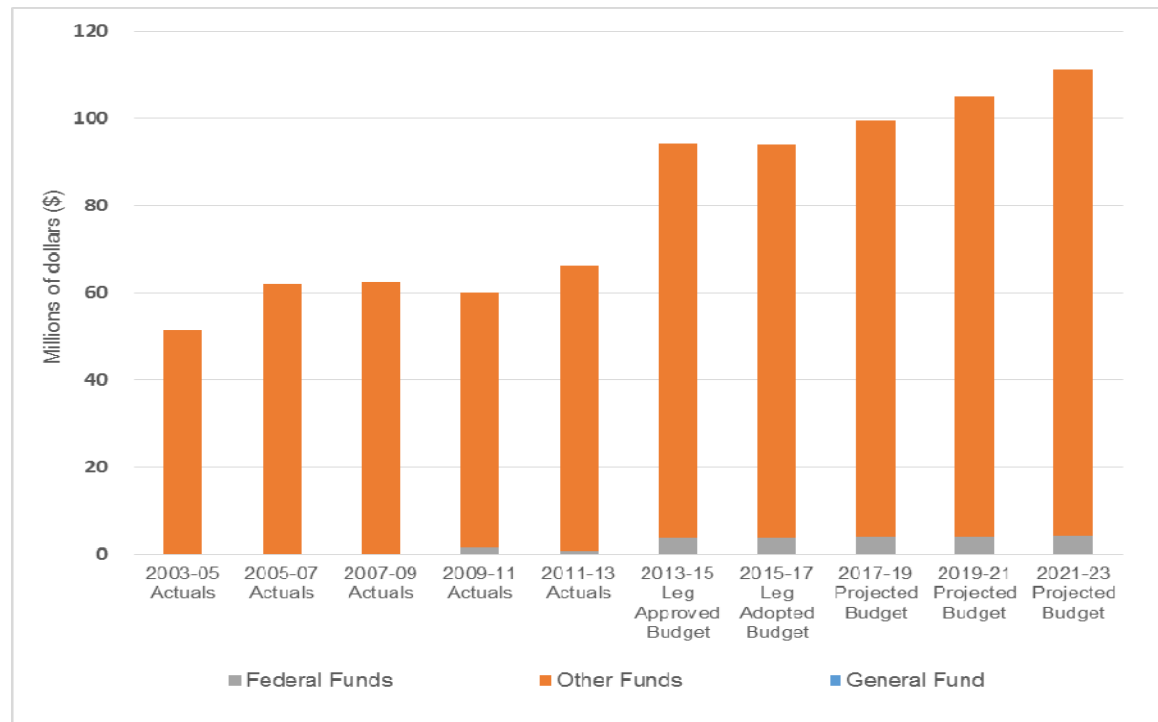
#### 10-Year Plan Outcome Areas:

Primary Outcome Area:   Jobs and Innovation  
 Secondary Outcome Area:   Healthy Environment

#### Primary Program Contact:

Liz Dent, 503-945-7351

#### Program Total Funds Budget:



2011-13 and prior reflect actual expenditures, 2013-15 and forward reflect budget and projections

Agency Request

Governor's Budget

Legislatively Adopted

Budget Page **G-3**  
107BF02

## Budget Narrative

Department of Forestry

State Forests Program

Program Unit Narrative

### Program Overview:

Oregon's more than 800,000 acres of state forests are managed to provide a range of benefits for current and future Oregonians. The Oregon Department of Forestry assumed most of these lands during the first half of the twentieth century from counties, following catastrophic fires, previous intensive timber harvests, and tax foreclosures. State forestlands provide local wood products, jobs and economic support, clean water, wildlife habitat, and recreational opportunities cherished by Oregonians. The State Forests Division has operated without state General Fund support, actively managing state forestlands in collaboration with partners and stakeholders who collectively value Oregon's forests. Timber-sale revenues from state forests benefit the counties in which they reside and the Common School Fund, and pay for program investments including sustained and healthy forest management.

### Program Funding Request:

For 2015-2017, the State Forests Program Legislatively Adopted Budget is \$94,016,131 (\$90,151,257 Other Funds, \$3,864,874 Federal Funds).

Oregon's state forests are managed sustainably to provide economic, social and environmental benefits today, without compromising these benefits for future generations. During 2015-2017, the following outputs and outcomes are expected:

- **Economic Benefits:** Timber sales are expected to generate \$113 million for counties where state forests are located. Sales will also generate \$10 million for the Common School Fund, and \$65 million for the Department's management of Board of Forestry lands. Funds to counties support public services and provide an economic base for communities. Estimates for the Common School Fund are lower than previous bienniums due to the presence of threatened and endangered species on state lands and subsequent limitations on timber harvest within the Elliott State Forest. Indirect economic benefits associated with state forest management including recreation opportunities and ecosystem services, clean air, water, and carbon storage, have not been quantified. Current or unanticipated litigation that contests active management of these forestlands could further impact economic projections on Board of Forestry and Common School Forest lands.
- **Social Benefits:** Timber harvests will support nearly 1,200 direct jobs and 3,300 total jobs, mostly in rural areas. Timber revenues distributed to the counties support local K-12 education, health and human services, public safety and other essential community functions. State forests provide significant outdoor recreation, including fishing, hunting, hiking, mountain bike riding and off-highway motorized recreation among other uses. Approval of a policy package would enhance these popular recreational opportunities and provide opportunities for deferred maintenance and overall improvements to keep pace with increasing demand.

**Environmental Benefits:** Continued implementation of forest management plans will protect water quality and fish habitat along streams, and provide diverse wildlife habitat through active management and through designated conservation areas. Harvest areas will continue to be promptly reforested with native tree species that are well adapted to the site and local conditions. Specific habitat protection will be provided for threatened and endangered species, and both district and Salem headquarters staff will continue to actively monitor and research best possible science to maximize environmental benefits. Approval of a policy package would provide needed capacity to improve current research and monitoring efforts.

Agency Request

Governor's Budget

Legislatively Adopted

Budget Page G-4  
107BF02

## Budget Narrative

---

Department of Forestry

State Forests Program

Program Unit Narrative

### **Program Funding Request:** (Cont.)

The estimated cost for 2017-19 is \$99,302,717, for 2019-21 is \$105,043,685, and for 2021-23 is \$111,214,441. The Oregon Department of Forestry's (ODF) policy of long-term, sustainable forestry is expected to maintain and improve the environmental, social and economic benefits listed previously. Based in part on the need to ensure financial viability of the State Forests Division, timber harvest levels are expected to increase in 2017-19 and continue until after the 2021- 2023 biennium. This will increase jobs, strengthen the base for local economies and provide capacity to increase other state forest benefits, and is not projected to have a negative effect on environmental values.

### **Program Description:**

Oregon has a diverse mix of forestland owners. State forests comprise just three percent of Oregon's forestland base, but produce a broad range of benefits. Program staff and foresters achieve these benefits through activities including timber sale planning and administration, forest stand inventories, measures to protect sensitive species and other resources including research activities, road engineering and maintenance, recreation management, environmental monitoring, and long-range planning. Management goals for state forests are defined by two types of state forest ownership: Board of Forestry lands and Common School lands (which are owned by the State Land Board).

**Board of Forestry lands** were acquired after fires, extractive logging and tax foreclosures. Through time, and with purposeful management by ODF, they have been restored as healthy, productive forests. These lands include the Tillamook, Clatsop, Santiam and Sun Pass state forests, and scattered parcels throughout western Oregon. Also included is the Gilchrist State Forest, south of Bend. This forest was designated as Oregon's newest state forest in 2010. All of these forestlands are managed to achieve "greatest permanent value," defined by law as healthy, productive and sustainable forest ecosystems that, over time, and across the landscape, provide a full range of social, economic and environmental benefits for Oregonians. Many state forests are close to population centers and easily accessible for most Oregonians.

The current focus provides sustainable timber and revenue to the state, counties and local taxing districts, while protecting water quality, enhancing wildlife habitat, and providing recreational opportunities. Timber harvests provide revenue to support services provided by counties and other local governments, with a portion retained to pay for most of the State Forests Division's operating expenses, including forest management and wildfire protection.

Forest management practices evolve continually in response to new scientific knowledge and changing societal interests. Currently, the program is developing, for Board of Forestry consideration, an alternative forest management plan that aims to enhance future state forest management activities. This includes strategies to ensure that the State Forests Division is financially viable long-term, and for increasing conservation outcomes on the landscape over time. Oregon's Forest Trust Land Counties, which deeded the acreages that became Board of Forestry lands, actively participate in discussions about management objectives of these state-owned lands.

---

Agency Request

Governor's Budget

Legislatively Adopted

Budget Page G-5  
107BF02

## Budget Narrative

Department of Forestry

State Forests Program

Program Unit Narrative

### Program Description: (Cont.)

**Common School Fund Lands**, concentrated in the Elliott State Forest, are managed per the Oregon Constitution to maximize revenue for the Common School Fund. This fund is a State Treasurer and Oregon Investment Council-directed and Department of State Lands-administered fund for investments in public education. Timber revenues are transferred to the Common School Fund. The Oregon Department of Forestry manages these lands through an agreement with the Department of State Lands, and is reimbursed for management expenses. The State Land Board, through the Department of State Lands, provides overall guidance for management of the Common School Forest Lands.

A visit to any of Oregon's state forests will display a working forest and active timber management, high value conservation areas, buffers around streams and important wildlife areas, and diverse forest recreation, all integrated on the landscape. A visit to any of the policy-setting arenas, local or statewide, will display ongoing vigorous debates regarding the mix of benefits provided from these forestlands. Success of the State Forest Division depends on complex conversations, and working with many diverse interest groups to meet both legal mandates and ODF planning objectives for state forestland management.

### **Seed Orchard**

The J. E. Schroeder Seed Orchard furthers the productivity, health, and economic sustainability of Oregon's forests by growing high quality tree seed in a long-term, cooperative effort benefiting ODF, industrial and family forest landowners. Division goals include meeting the seed production and management objectives of orchard members in the most efficient and cost-effective manner. This is done to ensure long-term cooperative tree improvement and forest gene conservation efforts. The seed orchard has been a prominent producer of native tree seed for Oregon forests since the early 1970's, helping to assure an ongoing supply of high quality seed adapted to forest environments, with desirable ecological traits such as growth potential, wood quality, and disease tolerance. All of these enhancements are accomplished through conventional plant breeding methods without the use of genetic engineering or molecular technologies.

**Cost drivers.** Under current management plans, and at current timber prices, the Department is challenged to make necessary investments to support the program, including reforestation, timber inventory, recreation administration, research, and monitoring and fire protection. The agency is working with the Board of Forestry and stakeholders to explore new business models, and management approaches that better align revenue and expenses.

### Program Justification and Link to 10-Year Outcome:

State forests contribute to strategies in both the Jobs and Innovation, and Healthy Environments portions of the 10-Year Plan.

Agency Request

Governor's Budget

Legislatively Adopted

Budget Page G-6  
107BF02



## Budget Narrative

Department of Forestry

State Forests Program

Program Unit Narrative

### Program Justification and Link to 10-Year Outcome: (Cont.)

#### Jobs and Innovation Strategy 1: Focus on sustainable business development.

The Jobs and Innovation Policy Vision strives to ensure Oregon has a diverse and dynamic economy that provides jobs and prosperity for all Oregonians. The State Forests Division provides raw material for manufacturing, resulting in family-wage jobs through forest management, timber harvest, transport and processing. State forests provide a sustainable and predictable log supply that helps mitigate the typical “boom and bust” cycle of rural economies. By law, logs from state forests cannot be exported. Products milled from these logs are marketed locally, nationally, and internationally. Sustainably harvested timber is a benefit of Oregon’s state forests and a part of Oregon’s economic plan as articulated in this strategy. The harvest contributes to the State of Oregon’s share of the strategy’s statewide 4.5-billion-board-foot target, while conserving inherent forest values.

#### Healthy Environments Strategy 2: Invest in programs that conserve, protect, and restore key watersheds.

The Healthy Environment Policy Vision describes the link between Oregon’s forests, healthy environments, and healthy economies. The vision highlights sustainability, a foundation of state forest management that leads to a steady flow of future forest benefits. The Department, Board of Forestry, and State Land Board recognize the importance of sustainability for Oregon’s environmental, social, and economic interests.

Planning and integrated forest resource management conserves, protects and enhances aquatic resources and wildlife habitats. The Oregon Conservation Strategy, conservation plans, and Oregon Department of Fish & Wildlife (ODF&W) specialists guide much of this work. Investments in the environment correlate with applicable plans, especially those created through partnerships with ODF&W. Relative to the Healthy Environments strategy, recently published research found that harvest buffers along small and medium fish-bearing streams in state forests effectively maintain stream temperature.

Agency Request

Governor's Budget

Legislatively Adopted

Budget Page G-7  
107BF02

## Budget Narrative

Department of Forestry

State Forests Program

Program Unit Narrative

### Program Performance:

State forests provide a full range of economic, environmental and social benefits, many of which are difficult to directly or easily quantify. Timber harvest and revenue generation provide one metric for measuring program performance relative to Economy and Jobs. Annual reports detail the range of program outcomes.

#### **Timber harvests and revenue (five-year annual averages)**

<b>Land type</b>	<b>Revenue to counties, local taxing districts, and Common School Fund</b>	<b>Harvest (millions of board feet)</b>	<b>Range of harvest levels (millions of board feet)</b>
Board of Forestry	\$41 million	241	229-268
Common School Fund	\$10 million	26	11 - 32

For Board of Forestry lands, per current Annual Operation Plan projections, future harvest levels are expected to be in the range reported above. For Common School Fund lands, harvest levels are expected to be on the low end of the range for the biennium due to the impact of threatened and endangered species presence in the Elliott State Forest and smaller forestland parcels.

Other outcomes and areas of program performance:

- Models indicate that state forest timber harvests equate to about 1,200 direct jobs and 3,300 total jobs. Additional jobs are generated through recreation and fishing industries supported by these lands.
- 40,000 people per year visit the Tillamook Forest Center and learn about the forest's story of restoration, and another 7,000 participate in education and interpretation programs.

### Enabling Legislation/Program Authorization:

**ORS 530** describes the acquisition and management of state-owned forestlands.

Agency Request

Governor's Budget

Legislatively Adopted

Budget Page **G-8**  
107BF02

## Budget Narrative

Department of Forestry

State Forests Program

Program Unit Narrative

**Funding Streams Supporting the Program:**

The State Forests Division and state forest administration operations are primarily funded through timber revenue. On Board of Forestry lands, by statute, ODF retains 36.25 percent of revenue for program operations, land management, and fire protection. On Common School Lands, the Common School Fund pays management expenses.

In addition to revenue from sale of timber, the Oregon State Parks Department provides revenue transfers for management of off-highway vehicles. Limited revenues are derived from recreation activities and the sale of minor forest products.

**Funding Proposal Comparison:**

**Expenditures by Fund Type, Positions and FTEs:**

Program Budget	2001-03	2003-05	2005-07	2007-09	2009-11	2011-13	2013-15	2015-17	2017-19	2019-21	2021-23
	Actuals	Actuals	Actuals	Actuals	Actuals	Actuals	Leg Approved	Leg Adopted	Projected	Projected	Projected
General Fund	-	-	-	-	-	-	-	-	-	-	-
Other Funds	43,983,058	51,379,301	62,057,656	62,323,582	58,644,018	65,575,231	90,437,663	90,151,257	95,325,762	100,947,421	106,991,193
Federal Funds	-	-	-	-	1,530,804	628,095	3,846,034	3,864,874	3,976,955	4,096,264	4,223,248
<b>Total Funds</b>	<b>43,983,058</b>	<b>51,379,301</b>	<b>62,057,656</b>	<b>62,323,582</b>	<b>60,174,822</b>	<b>66,203,326</b>	<b>94,283,697</b>	<b>94,016,131</b>	<b>99,302,717</b>	<b>105,043,685</b>	<b>111,214,441</b>
Positions	296	298	314	293	283	267	268	258	270	270	270
FTE	253.94	253.17	269.73	260.37	252.87	241.74	241.99	233.08	244.75	244.75	244.75

**Activities, Programs and Issues:**

ODF uses an “all hands on deck” approach to carry out the agency’s top mission—fire protection—and relies on staff in all programs including the State Forests Division to contribute their skills and experience to this effort during extremely busy times of high fire activity. This is a highly efficient means of providing specialized, intermittently needed services.

A major Division issue involves the filing of *A Notice of Intent to Sue* the Department regarding how forest management affects coho salmon in northwestern Oregon state forests. Threatened and endangered species litigation requires significant and unanticipated staff workload to prepare a legal defense, and greatly increases operating costs in the short and long terms. Basic program functions are constrained as operational efforts must be redirected to defend against these challenges.

Agency Request

Governor's Budget

Legislatively Adopted

Budget Page **G-9**  
107BF02

## Budget Narrative

Department of Forestry

State Forests Program

Program Unit Narrative

### **Important Background for Decision Makers:**

Due to an extended decline in the wood products market, and long-term downward revenue projections associated with timber harvests on state-owned forest land, the State Forests Division is comprehensively re-examining the business model for managing state-owned forests, with the goal of improving the long-term financial viability of the Division while increasing conservation outcomes on these lands. Revenues are currently insufficient to cover costs associated with managing these lands for the broad range of benefits expected by Oregonians, and as required by law. Financial constraints have forced reductions in recreation, research, young forest management and other projects necessary to ensure these forests' long-term health and capacity provide multiple benefits. The State Forests Division has initiated several proactive approaches for positive, lasting changes. Currently, at the Board of Forestry's direction, a new forest management plan for northwest Oregon is being developed, striving to provide legally required "greatest permanent value" outcomes while increasing financial viability of the Division—so that forest benefits continue into the future—and increasing conservation outcomes in state-owned forests. The State Forests Division business model and practices are continuously evolving, with the overarching goal of increasing efficiency and effectiveness, and establishing an enhanced balance of revenue sources.

### **Revenue Sources and Proposed Revenue Changes:**

Operational and administrative costs for managing state-owned forests are supported almost entirely by timber sale revenue. On Board of Forestry lands, by statute, nearly two-thirds of revenue is passed on to counties; ODF retains the remaining third for operating the State Forests Division, including for forest management and wildfire protection. The Oregon State Parks Department provides a revenue transfer for management of off-highway vehicle recreation facilities. In addition to revenue from sales of timber, limited revenues are derived from recreation activities and the sale of minor forest products. On Common School Lands, the Common School Fund pays all operational and management expenses.

### **Proposed New Laws:**

#### ***Prohibiting Unauthorized Commercial Events on State Forestlands.***

Legislative Concept 629.002, Prohibiting Unauthorized Commercial Forest Events: Large, unpermitted, commercial social events, such as overnight "rave" parties drawing hundreds of people and vehicles, have raised serious public health, safety, law enforcement, fire danger and resource damage concerns in state forests, particularly the Clatsop and Tillamook State Forests. This concept would make conducting large, commercial events on state forests without proper permitting a Class A misdemeanor. Criminalizing these activities would allow law enforcement to make arrests, and would require event organizers to organize and take extra steps towards safety, health and risk management, reducing the frequency of raves on state forestlands.

#### ***Clarifying Authority for Log Sort Sales.***

Legislative Concept 629.001 Clarifying Authority for Log Sort Sales: The State Forest program sells timber through contracts under which bidders purchase all timber in a harvest unit, and perform all work associated with the harvest. This concept would clarify ODF's authority to pursue a different approach in some instances: auctioning delivered logs, sorted by grade or species. This could maximize revenue received for this public resource.

Agency Request

Governor's Budget

Legislatively Adopted

Budget Page **G-10**  
107BF02

## Budget Narrative

Department of Forestry

State Forests Program

Program Unit Narrative

**Base Budget:**

	<u>Agency Requested</u>	<u>Governor's Budget</u>	<u>Legislatively Adopted</u>
Other Funds	\$91,081,458	\$91,081,458	\$91,081,458
Federal Fund	\$3,839,682	\$3,839,682	\$3,839,682
<b>All Funds</b>	<b>\$94,921,140</b>	<b>\$94,921,140</b>	<b>\$94,921,140</b>
<b>Positions/FTE:</b>	<b>267 / 241.74</b>	<b>267 / 241.74</b>	<b>267 / 241.74</b>

**Essential Packages:**

	<u>Agency Requested</u>	<u>Governor's Budget</u>	<u>Legislatively Adopted</u>
Other Funds			
Package 010 Non-PICS Personal Svc	(\$14,520)	(\$14,520)	(\$14,520)
Package 022 Phase-out Pgm & One-time Costs	(\$250,000)	(\$250,000)	(\$250,000)
Package 031 Standard Inflation	\$1,319,760	\$1,272,116	\$1,319,760
Package 032 Above Standard Inflation	\$41,990	\$41,990	\$41,990
Sub-Total, Other Funds	<b>\$1,097,230</b>	<b>\$1,049,586</b>	<b>\$1,097,230</b>
Federal Funds			
Package 022 Phase-out Pgm & One-time Costs	(\$3,000,000)	(\$3,000,000)	(\$3,000,000)
Package 031 Standard Inflation	\$25,192	\$25,192	\$25,192
Sub-Total, Federal Funds	<b>(\$2,974,808)</b>	<b>(\$2,974,808)</b>	<b>(\$2,974,808)</b>
<b>Total, All Funds</b>	<b>(\$1,877,578)</b>	<b>(\$1,925,222)</b>	<b>(\$1,877,578)</b>
<b>Positions/FTE:</b>	<b>0 / 0.00</b>	<b>0 / 0.00</b>	<b>0 / 0.00</b>

Agency Request

Governor's Budget

Legislatively Adopted

Budget Page G-11

107BF02

## Budget Narrative

Department of Forestry

State Forests Program

Program Unit Narrative

**Current Service Level:**

	<u>Agency Requested</u>	<u>Governor's Budget</u>	<u>Legislatively Adopted</u>
Other Funds	\$92,178,688	\$92,131,044	\$92,178,688
Federal Fund	\$864,874	\$864,874	\$864,874
<b>Total, All Funds</b>	<b>\$93,043,562</b>	<b>\$92,995,918</b>	<b>\$93,043,562</b>
<b>Positions/FTE:</b>	<b>267 / 241.74</b>	<b>267 / 241.74</b>	<b>267 / 241.74</b>

**Policy Packages:**

	<u>Agency Requested</u>	<u>Governor's Budget</u>	<u>Legislatively Adopted</u>
Other Funds			
Package 801 LFO Analysis Adjustments	\$0	\$0	(\$1,995,171)
Package 840 Budget Rebalance / DAS changes	\$0	\$0	(\$32,260)
<b>Sub-Total, Other Funds:</b>	<b>(\$2,193,033)</b>	<b>(\$3,500,181)</b>	<b>(\$2,027,431)</b>
Federal Fund			
Package 802 Federal Grants for Gilchrist St. Forest	\$0	\$0	\$3,000,000
<b>Sub-Total, General Fund:</b>	<b>\$0</b>	<b>\$0</b>	<b>\$3,000,000</b>
<b>Total, All Funds</b>	<b>\$5,758,899</b>	<b>(\$700,181)</b>	<b>\$972,569</b>
<b>Positions/FTE:</b>	<b>3 / 3.00</b>	<b>(9) / (8.21)</b>	<b>(9) / (8.66)</b>

Agency Request

Governor's Budget

Legislatively Adopted

Budget Page **G-12**  
107BF02

## Budget Narrative

Department of Forestry

State Forests Program

Program Unit Narrative

**Total Program Biennial Budget:**

	<u>Agency Requested Budget</u>	<u>Governor's Budget</u>	<u>Legislatively Adopted Budget</u>
General Fund	\$9,509,670	\$2,800,000	\$0
Other Funds	\$88,429,143	\$88,630,863	\$90,151,257
Federal Funds	\$864,874	\$864,874	\$3,864,874
<b>All Funds:</b>	<b>\$98,803,687</b>	<b>\$92,295,737</b>	<b>\$94,016,131</b>
<b>Positions/FTE:</b>	<b>270 / 244.74</b>	<b>258 / 233.53</b>	<b>258 / 233.08</b>

Agency Request

Governor's Budget

Legislatively Adopted

Budget Page **G-13**  
107BF02

## Budget Narrative

Department of Forestry

State Forests Program

Program Unit Narrative

Base Budget Package #	Base Budget Package Title
000	Current Service Level Exception Request - Base Budget Change

Approved returning seasonal positions which were vacant during the PICS Roll in April had their Step Rates adjusted. This biennium the adjustment occurred in the Base, rather than in Package 032. In the State Forests Division this resulted in an increase of \$11,253 Other Funds. There is no change to Position Counts or FTE.

Essential Package #	Essential Package Title
010	Non-PICS Personal Services Adjustments

This Package includes standard inflation of 3.0 percent on non-PICS items such as temporaries, overtime, shift differential, all other differentials and unemployment compensation, including the OPE associated with them. The sum of these non-PICS Personal Services items equals \$35,168. Mass Transit has increased by \$8,359 Other Funds. The State Forests Division Vacancy Factor increased from the prior biennium, resulting in an (\$170,005) Other Funds decrease in Personal Services. This package also includes an \$118,019 Other Funds increase to the program's contribution to Pension Obligation Bond debt service. The net effect of the above is a decrease of (\$14,520).

Essential Package #	Essential Package Title
022	Program Phase Outs

The purpose of this package is to phase out one-time budget increases remaining from prior biennia. In the State Forests Division, two items are being Phased Out. First is an increase to Federal Funds which occurred during the 2013-15 biennium, intended to assist in purchasing miscellaneous lots of land for the new Gilchrist State Forest, if needed. As a result, this package is phasing out (\$3,000,000) Federal Funds. Second is a 2013-15 increase for monitoring the Elliott State Forest. This package is phasing out (\$250,000) Other Funds. There were no changes to Position Counts or FTE.

Essential Package #	Essential Package Title
031	Standard Inflation

The Cost of Goods and Services increased by \$1,470,686 All Funds. This is based on the standard 3.0 percent inflation factor for Services & Supplies and Capital Outlay items, except for State Government Service Charges and Attorney General Charges, which are based on the 2015-17 Price List of Goods and Services. State Government Services Charges decreased by (\$163,555) OF. Attorney General charges increased by 19.2 percent resulting in an increase of \$37,821 OF. The net effect of the package is an increase of \$1,344,952 All Funds.

Agency Request

Governor's Budget

Legislatively Adopted

Budget Page **G-14**  
107BF02



## Budget Narrative

Department of Forestry

State Forests

Program Unit Narrative

Essential Package #	Essential Package Title
032	Above Standard Inflation

Per Budget Instructions, Professional Services receive an additional 0.3 percent inflation above standard 3 percent, resulting in an adjustment of \$41,990 Other Funds.

Essential Package #	Essential Package Title
050	Fund Shifts

None.

Essential Package #	Essential Package Title
060	Technical Adjustments

None.

Modify Current Service Level	Essential Package Title
070	Enhancement Package No. 070: Revenue Shortfalls

None.

Modify Current Service Level	Essential Package Title
080	Emergency Board (or Special Legislative Session) Actions After April 2008

None.

Agency Request

Governor's Budget

Legislatively Adopted

Budget Page **G-15**  
107BF02

**ESSENTIAL AND POLICY PACKAGE FISCAL IMPACT SUMMARY**

Forestry, Dept of  
Pkg: 010 - Non-PICS Psnl Svc / Vacancy Factor

Cross Reference Name: State Forests  
Cross Reference Number: 62900-030-00-00-00000

<i>Description</i>	General Fund	Lottery Funds	Other Funds	Federal Funds	Nonlimited Other Funds	Nonlimited Federal Funds	All Funds
<b>Personal Services</b>							
Temporary Appointments	-	-	4,902	-	-	-	4,902
Overtime Payments	-	-	16,336	-	-	-	16,336
Shift Differential	-	-	539	-	-	-	539
All Other Differential	-	-	5,204	-	-	-	5,204
Public Employees' Retire Cont	-	-	3,998	-	-	-	3,998
Pension Obligation Bond	-	-	118,019	-	-	-	118,019
Social Security Taxes	-	-	2,063	-	-	-	2,063
Unemployment Assessments	-	-	2,126	-	-	-	2,126
Mass Transit Tax	-	-	8,359	-	-	-	8,359
Vacancy Savings	-	-	(170,005)	-	-	-	(170,005)
Reconciliation Adjustment	-	-	(6,061)	-	-	-	(6,061)
<b>Total Personal Services</b>	-	-	<b>(\$14,520)</b>	-	-	-	<b>(\$14,520)</b>
<b>Services &amp; Supplies</b>							
Instate Travel	-	-	-	-	-	-	-
<b>Total Services &amp; Supplies</b>	-	-	-	-	-	-	-
<b>Total Expenditures</b>							
Total Expenditures	-	-	(14,520)	-	-	-	(14,520)
<b>Total Expenditures</b>	-	-	<b>(\$14,520)</b>	-	-	-	<b>(\$14,520)</b>

\_\_\_\_ Agency Request  
2015-17 Biennium

\_\_\_\_ Governor's Budget  
Page \_\_\_\_\_

\_\_\_\_ Legislatively Adopted  
Essential and Policy Package Fiscal Impact Summary - BPR013

\_\_\_\_ Agency Request

\_\_\_\_ Governor's Budget

  X   Legislatively Adopted

Budget Page G-16

**ESSENTIAL AND POLICY PACKAGE FISCAL IMPACT SUMMARY**

Forestry, Dept of  
Pkg: 010 - Non-PICS Psnl Svc / Vacancy Factor

Cross Reference Name: State Forests  
Cross Reference Number: 62900-030-00-00-00000

<i>Description</i>	General Fund	Lottery Funds	Other Funds	Federal Funds	Nonlimited Other Funds	Nonlimited Federal Funds	All Funds
<b>Ending Balance</b>							
Ending Balance	-	-	14,520	-	-	-	14,520
<b>Total Ending Balance</b>	-	-	<b>\$14,520</b>	-	-	-	<b>\$14,520</b>

**ESSENTIAL AND POLICY PACKAGE FISCAL IMPACT SUMMARY**

Forestry, Dept of  
Pkg: 022 - Phase-out Pgm & One-time Costs

Cross Reference Name: State Forests  
Cross Reference Number: 62900-030-00-00-00000

<i>Description</i>	General Fund	Lottery Funds	Other Funds	Federal Funds	Nonlimited Other Funds	Nonlimited Federal Funds	All Funds
<b>Services &amp; Supplies</b>							
Instate Travel	-	-	(23,297)	-	-	-	(23,297)
Office Expenses	-	-	(23,297)	-	-	-	(23,297)
Professional Services	-	-	(155,315)	-	-	-	(155,315)
Other Services and Supplies	-	-	(48,091)	-	-	-	(48,091)
<b>Total Services &amp; Supplies</b>	-	-	<b>(\$250,000)</b>	-	-	-	<b>(\$250,000)</b>
<b>Capital Outlay</b>							
Land and Improvements	-	-	-	(3,000,000)	-	-	(3,000,000)
<b>Total Capital Outlay</b>	-	-	-	<b>(\$3,000,000)</b>	-	-	<b>(\$3,000,000)</b>
<b>Total Expenditures</b>							
Total Expenditures	-	-	(250,000)	(3,000,000)	-	-	(3,250,000)
<b>Total Expenditures</b>	-	-	<b>(\$250,000)</b>	<b>(\$3,000,000)</b>	-	-	<b>(\$3,250,000)</b>
<b>Ending Balance</b>							
Ending Balance	-	-	250,000	3,000,000	-	-	3,250,000
<b>Total Ending Balance</b>	-	-	<b>\$250,000</b>	<b>\$3,000,000</b>	-	-	<b>\$3,250,000</b>

**ESSENTIAL AND POLICY PACKAGE FISCAL IMPACT SUMMARY**

**Forestry, Dept of**  
**Pkg: 031 - Standard Inflation**

**Cross Reference Name: State Forests**  
**Cross Reference Number: 62900-030-00-00-00000**

<i>Description</i>	General Fund	Lottery Funds	Other Funds	Federal Funds	Nonlimited Other Funds	Nonlimited Federal Funds	All Funds
<b>Services &amp; Supplies</b>							
Instate Travel	-	-	17,924	5,641	-	-	23,565
Out of State Travel	-	-	66	-	-	-	66
Employee Training	-	-	2,165	38	-	-	2,203
Office Expenses	-	-	27,226	228	-	-	27,454
Telecommunications	-	-	13,612	2	-	-	13,614
State Gov. Service Charges	-	-	(163,555)	-	-	-	(163,555)
Data Processing	-	-	268	1	-	-	269
Publicity and Publications	-	-	2,458	3	-	-	2,461
Professional Services	-	-	419,903	-	-	-	419,903
IT Professional Services	-	-	-	-	-	-	-
Attorney General	-	-	37,821	-	-	-	37,821
Employee Recruitment and Develop	-	-	543	15	-	-	558
Dues and Subscriptions	-	-	79	-	-	-	79
Fuels and Utilities	-	-	-	-	-	-	-
Facilities Maintenance	-	-	-	-	-	-	-
Food and Kitchen Supplies	-	-	391	-	-	-	391
Medical Services and Supplies	-	-	-	-	-	-	-
Agency Program Related S and S	-	-	141,953	18,272	-	-	160,225
Intra-agency Charges	-	-	-	-	-	-	-
Other Services and Supplies	-	-	18,671	750	-	-	19,421
Expendable Prop 250 - 5000	-	-	2,883	242	-	-	3,125
IT Expendable Property	-	-	3,021	-	-	-	3,021
<b>Total Services &amp; Supplies</b>	-	-	<b>\$525,429</b>	<b>\$25,192</b>	-	-	<b>\$550,621</b>

\_\_\_\_ Agency Request  
2015-17 Biennium

\_\_\_\_ Governor's Budget  
Page \_\_\_\_\_

\_\_\_\_ Legislatively Adopted  
Essential and Policy Package Fiscal Impact Summary - BPR013

\_\_\_\_ Agency Request

\_\_\_\_ Governor's Budget

  X   Legislatively Adopted

Budget Page G-19

**ESSENTIAL AND POLICY PACKAGE FISCAL IMPACT SUMMARY**

Forestry, Dept of  
Pkg: 031 - Standard Inflation

Cross Reference Name: State Forests  
Cross Reference Number: 62900-030-00-00-00000

<i>Description</i>	General Fund	Lottery Funds	Other Funds	Federal Funds	Nonlimited Other Funds	Nonlimited Federal Funds	All Funds
<b>Capital Outlay</b>							
Office Furniture and Fixtures	-	-	7,112	-	-	-	7,112
Telecommunications Equipment	-	-	65	-	-	-	65
Industrial and Heavy Equipment	-	-	13,073	-	-	-	13,073
Automotive and Aircraft	-	-	4,578	-	-	-	4,578
Data Processing Software	-	-	-	-	-	-	-
Data Processing Hardware	-	-	-	-	-	-	-
Land and Improvements	-	-	672,856	-	-	-	672,856
Building Structures	-	-	96,647	-	-	-	96,647
Other Capital Outlay	-	-	-	-	-	-	-
<b>Total Capital Outlay</b>	-	-	<b>\$794,331</b>	-	-	-	<b>\$794,331</b>
<b>Special Payments</b>							
Dist to Other Gov Unit	-	-	-	-	-	-	-
<b>Total Special Payments</b>	-	-	-	-	-	-	-
<b>Total Expenditures</b>							
Total Expenditures	-	-	1,319,760	25,192	-	-	1,344,952
<b>Total Expenditures</b>	-	-	<b>\$1,319,760</b>	<b>\$25,192</b>	-	-	<b>\$1,344,952</b>
<b>Ending Balance</b>							
Ending Balance	-	-	(1,319,760)	(25,192)	-	-	(1,344,952)
<b>Total Ending Balance</b>	-	-	<b>(\$1,319,760)</b>	<b>(\$25,192)</b>	-	-	<b>(\$1,344,952)</b>

**ESSENTIAL AND POLICY PACKAGE FISCAL IMPACT SUMMARY**

Forestry, Dept of  
Pkg: 032 - Above Standard Inflation

Cross Reference Name: State Forests  
Cross Reference Number: 62900-030-00-00-00000

<i>Description</i>	General Fund	Lottery Funds	Other Funds	Federal Funds	Nonlimited Other Funds	Nonlimited Federal Funds	All Funds
<b>Services &amp; Supplies</b>							
Professional Services	-	-	41,990	-	-	-	41,990
<b>Total Services &amp; Supplies</b>	-	-	<b>\$41,990</b>	-	-	-	<b>\$41,990</b>
<b>Total Expenditures</b>							
Total Expenditures	-	-	41,990	-	-	-	41,990
<b>Total Expenditures</b>	-	-	<b>\$41,990</b>	-	-	-	<b>\$41,990</b>
<b>Ending Balance</b>							
Ending Balance	-	-	(41,990)	-	-	-	(41,990)
<b>Total Ending Balance</b>	-	-	<b>(\$41,990)</b>	-	-	-	<b>(\$41,990)</b>

## Budget Narrative

Department of Forestry

State Forests Program

Program Unit Narrative

### Summary of All Program Enhancement Packages

Package #	Priority	Component	Package Title	All Funds	Positions/ FTEs	Page #
801	n/a	n/a	LFO Analyst Adjustments	(\$1,995,171)	(9) / (8.66)	G-23
802	n/a	n/a	Federal Grants for Gilchrist State Forest	\$3,000,000	0 / 0.00	G-27
840	n/a	n/a	End of Session Adjustments	(\$32,260)	0 / 0.00	G-29
<b>Total LAB Packages</b>				<b>\$972,569</b>	<b>(9) / (8.66)</b>	

Agency Request

Governor's Budget

Legislatively Adopted

Budget Page G-22  
107BF02



## Budget Narrative

Department of Forestry

State Forests Program

Enhancement Package 801  
Narrative

Package #	Component	Priority	Policy Package Title
801	n/a	n/a	LFO Analyst Adjustments

**Governor's Budget: Recommended**

**Purpose:**

This package removes nine positions (8.66 FTE), and associated services and supplies totaling just under \$2.0 million Other Funds. The reduction is due to an actual and projected reduction in workload on Common School Fund Lands resulting from a change in the management of the Elliott Forest. In addition to the reduction in positions, the package includes a reduction of \$563,801 Other Funds for professional service contracts.

**Revenue Source:**

None.

**Funding:**

It has no impact on Position Counts or FTE.

	<u>Agency Requested</u>	<u>Governor's Budget</u>	<u>Legislatively Adopted</u>
General Fund	--	--	--
Lottery Funds	--	--	--
Other Funds	--	--	(\$1,995,171)
Federal Funds	--	--	--
<b>All Funds:</b>	<b>\$0</b>	<b>\$0</b>	<b>(\$1,995,171)</b>
<b>Position/FTE:</b>	<b>0 / 0.00</b>	<b>0 / 0.00</b>	<b>(9) / (8.66)</b>

Agency Request

Governor's Budget

Legislatively Adopted

Budget Page G-23  
107BF02

**ESSENTIAL AND POLICY PACKAGE FISCAL IMPACT SUMMARY**

**Forestry, Dept of**  
**Pkg: 801 - LFO Analyst Adjustments**

**Cross Reference Name: State Forests**  
**Cross Reference Number: 62900-030-00-00-00000**

<i>Description</i>	General Fund	Lottery Funds	Other Funds	Federal Funds	Nonlimited Other Funds	Nonlimited Federal Funds	All Funds
<b>Personal Services</b>							
Class/Unclass Sal. and Per Diem	-	-	(716,632)	-	-	-	(716,632)
Empl. Rel. Bd. Assessments	-	-	(396)	-	-	-	(396)
Public Employees' Retire Cont	-	-	(129,782)	-	-	-	(129,782)
Social Security Taxes	-	-	(54,822)	-	-	-	(54,822)
Worker's Comp. Assess. (WCD)	-	-	(620)	-	-	-	(620)
Mass Transit Tax	-	-	(4,300)	-	-	-	(4,300)
Flexible Benefits	-	-	(274,752)	-	-	-	(274,752)
Reconciliation Adjustment	-	-	7,585	-	-	-	7,585
<b>Total Personal Services</b>	-	-	<b>(\$1,173,719)</b>	-	-	-	<b>(\$1,173,719)</b>
<b>Services &amp; Supplies</b>							
Instate Travel	-	-	(20,145)	-	-	-	(20,145)
Employee Training	-	-	(2,646)	-	-	-	(2,646)
Office Expenses	-	-	(16,081)	-	-	-	(16,081)
Telecommunications	-	-	(10,089)	-	-	-	(10,089)
State Gov. Service Charges	-	-	(15,514)	-	-	-	(15,514)
Data Processing	-	-	(95)	-	-	-	(95)
Publicity and Publications	-	-	(1,449)	-	-	-	(1,449)
Professional Services	-	-	(563,801)	-	-	-	(563,801)
Attorney General	-	-	(7,305)	-	-	-	(7,305)
Employee Recruitment and Develop	-	-	(803)	-	-	-	(803)
Dues and Subscriptions	-	-	(82)	-	-	-	(82)
Food and Kitchen Supplies	-	-	(304)	-	-	-	(304)
Agency Program Related S and S	-	-	(157,194)	-	-	-	(157,194)
Other Services and Supplies	-	-	(21,736)	-	-	-	(21,736)

\_\_\_\_ Agency Request  
 2015-17 Biennium

\_\_\_\_ Governor's Budget  
 Page \_\_\_\_\_

\_\_\_\_ Legislatively Adopted  
 Essential and Policy Package Fiscal Impact Summary - BPR013

\_\_\_\_ Agency Request

\_\_\_\_ Governor's Budget

  X   Legislatively Adopted

Budget Page G-24

**ESSENTIAL AND POLICY PACKAGE FISCAL IMPACT SUMMARY**

Forestry, Dept of  
Pkg: 801 - LFO Analyst Adjustments

Cross Reference Name: State Forests  
Cross Reference Number: 62900-030-00-00-00000

<i>Description</i>	General Fund	Lottery Funds	Other Funds	Federal Funds	Nonlimited Other Funds	Nonlimited Federal Funds	All Funds
<b>Services &amp; Supplies</b>							
Expendable Prop 250 - 5000	-	-	(547)	-	-	-	(547)
IT Expendable Property	-	-	(3,661)	-	-	-	(3,661)
<b>Total Services &amp; Supplies</b>	-	-	<b>(\$821,452)</b>	-	-	-	<b>(\$821,452)</b>
<b>Total Expenditures</b>							
Total Expenditures	-	-	(1,995,171)	-	-	-	(1,995,171)
<b>Total Expenditures</b>	-	-	<b>(\$1,995,171)</b>	-	-	-	<b>(\$1,995,171)</b>
<b>Ending Balance</b>							
Ending Balance	-	-	1,995,171	-	-	-	1,995,171
<b>Total Ending Balance</b>	-	-	<b>\$1,995,171</b>	-	-	-	<b>\$1,995,171</b>
<b>Total Positions</b>							
Total Positions	-	-	-	-	-	-	(9)
<b>Total Positions</b>	-	-	-	-	-	-	<b>(9)</b>
<b>Total FTE</b>							
Total FTE	-	-	-	-	-	-	(8.66)
<b>Total FTE</b>	-	-	-	-	-	-	<b>(8.66)</b>

POSITION NUMBER	CLASS	COMP	CLASS NAME	POS CNT	FTE	MOS	STEP	RATE	GF SAL/OPE	OF SAL/OPE	FF SAL/OPE	LF SAL/OPE	AF SAL/OPE
0001296	OA	C8218	AA FOREST INMATE CREW COORDINATOR	1-	1.00-	24.00-	02	2,873.00		68,952- 48,403-			68,952- 48,403-
0002104	OA	C8501	AA NATURAL RESOURCE SPECIALIST 1	1-	1.00-	24.00-	02	3,139.00		75,336- 50,047-			75,336- 50,047-
0002111	OA	C8501	AA NATURAL RESOURCE SPECIALIST 1	1-	1.00-	24.00-	02	3,139.00		75,336- 50,047-			75,336- 50,047-
0002126	MMS	X8259	AA FOREST MANAGER 1	1-	1.00-	24.00-	02	4,305.00		103,320- 57,256-			103,320- 57,256-
0002133	OA	C8501	AA NATURAL RESOURCE SPECIALIST 1	1-	1.00-	24.00-	02	3,139.00		75,336- 50,047-			75,336- 50,047-
0002137	OA	C0104	AA OFFICE SPECIALIST 2	1-	1.00-	24.00-	02	2,435.00		58,440- 45,696-			58,440- 45,696-
0003477	OA	C8504	AA NATURAL RESOURCE SPECIALIST 4	1-	.84-	20.16-	02	4,791.00		96,587- 50,620-			96,587- 50,620-
0003477	OA	C8504	AA NATURAL RESOURCE SPECIALIST 4		.16-	3.84-	02	4,791.00		18,397- 9,641-			18,397- 9,641-
0004862	OA	C8501	AA NATURAL RESOURCE SPECIALIST 1	1-	.65-	15.68-	02	3,139.00		49,220- 42,706-			49,220- 42,706-
0004862	OA	C8501	AA NATURAL RESOURCE SPECIALIST 1		.01-	.32-	02	3,139.00		1,004- 872-			1,004- 872-
0004974	OA	C1484	IA INFO SYSTEMS SPECIALIST 4	1-	1.00-	24.00-	02	3,946.00		94,704- 55,037-			94,704- 55,037-
TOTAL PICS SALARY										716,632-			716,632-
TOTAL PICS OPE										460,372-			460,372-
TOTAL PICS PERSONAL SERVICES =				9-	8.66-	208.00-				1,177,004-			1,177,004-

## Budget Narrative

Department of Forestry

State Forests Program

Enhancement Package 802  
Narrative

Package #	Component	Priority	Policy Package Title
802	n/a	n/a	Federal Grants for Gilchrist State Forest

**Governor's Budget: Recommended**

**Purpose:**

This package re-establishes expenditure authority for the use of federal grant funds to purchase a number of lots of land to be added to the Gilchrist State Forest. ODF received the federal funding in the prior biennium, but does not anticipate the completion of the purchase until the fall of 2015. The original Federal Funds expenditure authority was provided by the Legislature in the agency's 2013-2015 Legislatively Approved Budget, but was not used. This is a one-time increase that will be phased-out of the agency's budget in the following biennium.

**Revenue Source:**

Federal Grant Funds.

**Funding:**

It has no impact on Position Counts or FTE.

	<u>Agency Requested</u>	<u>Governor's Budget</u>	<u>Legislatively Adopted</u>
General Fund	--	--	--
Lottery Funds	--	--	--
Other Funds	--	--	--
Federal Funds	--	--	\$3,000,000
<b>All Funds:</b>	<b>\$0</b>	<b>\$0</b>	<b>\$3,000,000</b>
<b>Position/FTE:</b>	<b>0 / 0.00</b>	<b>0 / 0.00</b>	<b>0 / 0.00</b>

Agency Request

Governor's Budget

Legislatively Adopted

Budget Page G-27  
107BF02

**ESSENTIAL AND POLICY PACKAGE FISCAL IMPACT SUMMARY**

Forestry, Dept of  
Pkg: 802 - Federal Grants for Gilchrist State Forest

Cross Reference Name: State Forests  
Cross Reference Number: 62900-030-00-00-00000

<i>Description</i>	General Fund	Lottery Funds	Other Funds	Federal Funds	Nonlimited Other Funds	Nonlimited Federal Funds	All Funds
<b>Revenues</b>							
Federal Funds	-	-	-	3,000,000	-	-	3,000,000
<b>Total Revenues</b>	<b>-</b>	<b>-</b>	<b>-</b>	<b>\$3,000,000</b>	<b>-</b>	<b>-</b>	<b>\$3,000,000</b>
<b>Capital Outlay</b>							
Land and Improvements	-	-	-	3,000,000	-	-	3,000,000
<b>Total Capital Outlay</b>	<b>-</b>	<b>-</b>	<b>-</b>	<b>\$3,000,000</b>	<b>-</b>	<b>-</b>	<b>\$3,000,000</b>
<b>Total Expenditures</b>							
Total Expenditures	-	-	-	3,000,000	-	-	3,000,000
<b>Total Expenditures</b>	<b>-</b>	<b>-</b>	<b>-</b>	<b>\$3,000,000</b>	<b>-</b>	<b>-</b>	<b>\$3,000,000</b>
<b>Ending Balance</b>							
Ending Balance	-	-	-	-	-	-	-
<b>Total Ending Balance</b>	<b>-</b>	<b>-</b>	<b>-</b>	<b>-</b>	<b>-</b>	<b>-</b>	<b>-</b>

## Budget Narrative

Department of Forestry

State Forests Program

Enhancement Package 840  
Narrative

Package #	Component	Priority	Policy Package Title
840	n/a	n/a	End of Session Adjustments

**Governor's Budget: Recommended**

**Purpose:**

This package was added by the Legislature. In the State Forest program it reduces Attorney General and State Government Service Charges. The result is a reduction of (\$32,260) Other Funds.

**Revenue Source:**

None.

**Funding:**

It has no impact on Position Counts or FTE.

	<u>Agency Requested</u>	<u>Governor's Budget</u>	<u>Legislatively Adopted</u>
General Fund	--	--	--
Lottery Funds	--	--	--
Other Funds	--	--	(\$32,260)
Federal Funds	--	--	--
<b>All Funds:</b>	<b>\$0</b>	<b>\$0</b>	<b>(\$32,260)</b>
<b>Position/FTE:</b>	<b>0 / 0.00</b>	<b>0 / 0.00</b>	<b>0 / 0.00</b>

Agency Request

Governor's Budget

Legislatively Adopted

Budget Page **G-29**  
107BF02

**ESSENTIAL AND POLICY PACKAGE FISCAL IMPACT SUMMARY**

Forestry, Dept of  
Pkg: 840 - SB 5507 End of Session

Cross Reference Name: State Forests  
Cross Reference Number: 62900-030-00-00-00000

<i>Description</i>	General Fund	Lottery Funds	Other Funds	Federal Funds	Nonlimited Other Funds	Nonlimited Federal Funds	All Funds
<b>Services &amp; Supplies</b>							
State Gov. Service Charges	-	-	(11,470)	-	-	-	(11,470)
Attorney General	-	-	(20,790)	-	-	-	(20,790)
<b>Total Services &amp; Supplies</b>	-	-	<b>(\$32,260)</b>	-	-	-	<b>(\$32,260)</b>
<b>Total Expenditures</b>							
Total Expenditures	-	-	(32,260)	-	-	-	(32,260)
<b>Total Expenditures</b>	-	-	<b>(\$32,260)</b>	-	-	-	<b>(\$32,260)</b>
<b>Ending Balance</b>							
Ending Balance	-	-	32,260	-	-	-	32,260
<b>Total Ending Balance</b>	-	-	<b>\$32,260</b>	-	-	-	<b>\$32,260</b>



**DETAIL OF LOTTERY FUNDS, OTHER FUNDS, AND FEDERAL FUNDS REVENUE**

Forestry, Dept of  
2015-17 Biennium

Agency Number: 62900

Cross Reference Number: 62900-030-00-00-00000

<i>Source</i>	2011-13 Actuals	2013-15 Leg Adopted Budget	2013-15 Leg Approved Budget	2015-17 Agency Request Budget	2015-17 Governor's Budget	2015-17 Leg Adopted Budget
<b>Other Funds</b>						
Charges for Services	840,087	-	-	1,832,320	1,832,320	1,832,320
Rents and Royalties	71,666	66,991	66,991	-	-	-
Interest Income	52,387	-	-	-	-	-
Sales Income	-	1,767,563	1,767,563	469,112	469,112	469,112
State Forest Lands Sales	143,972,657	137,278,242	137,278,242	178,720,000	178,720,000	178,720,000
Common School Lands Sales	13,996,817	38,582,000	38,582,000	9,586,000	9,586,000	9,586,000
Donations	175,610	-	-	-	-	-
Other Revenues	402,186	36,569,168	36,569,168	41,040,079	41,040,079	41,040,079
Transfer In - Intrafund	6,615,383	-	-	-	-	-
Tsfr From Lands, Dept of State	10,842,449	9,748,862	9,748,862	9,925,019	9,925,019	9,925,019
Tsfr From Military Dept, Or	378,907	-	-	-	-	-
Tsfr From Parks and Rec Dept	1,312,434	1,304,231	1,304,231	1,417,198	1,417,198	1,316,163
Transfer Out - Intrafund	(18,760,717)	(14,982,269)	(15,197,058)	(17,506,495)	(17,506,495)	(16,909,977)
Transfer to Counties	(84,007,448)	(87,858,075)	(87,858,075)	(113,934,000)	(113,934,000)	(113,934,000)
Tsfr To Lands, Dept of State	(14,969,047)	(38,494,000)	(38,494,000)	(9,586,000)	(9,586,000)	(9,586,000)
Tsfr To Parks and Rec Dept	-	-	-	-	-	(25,000)
<b>Total Other Funds</b>	<b>\$60,923,371</b>	<b>\$83,982,713</b>	<b>\$83,767,924</b>	<b>\$101,963,233</b>	<b>\$101,963,233</b>	<b>\$102,433,716</b>
<b>Federal Funds</b>						
Federal Funds	871,224	3,839,682	3,846,034	864,874	864,874	3,864,874
<b>Total Federal Funds</b>	<b>\$871,224</b>	<b>\$3,839,682</b>	<b>\$3,846,034</b>	<b>\$864,874</b>	<b>\$864,874</b>	<b>\$3,864,874</b>

\_\_\_\_ Agency Request  
2015-17 Biennium

\_\_\_\_ Governor's Budget  
Page \_\_\_\_\_

\_\_\_\_ Legislatively Adopted  
Detail of LF, OF, and FF Revenues - BPR102

\_\_\_\_ Agency Request

\_\_\_\_ Governor's Budget

  X   Legislatively Adopted

Budget Page G-31

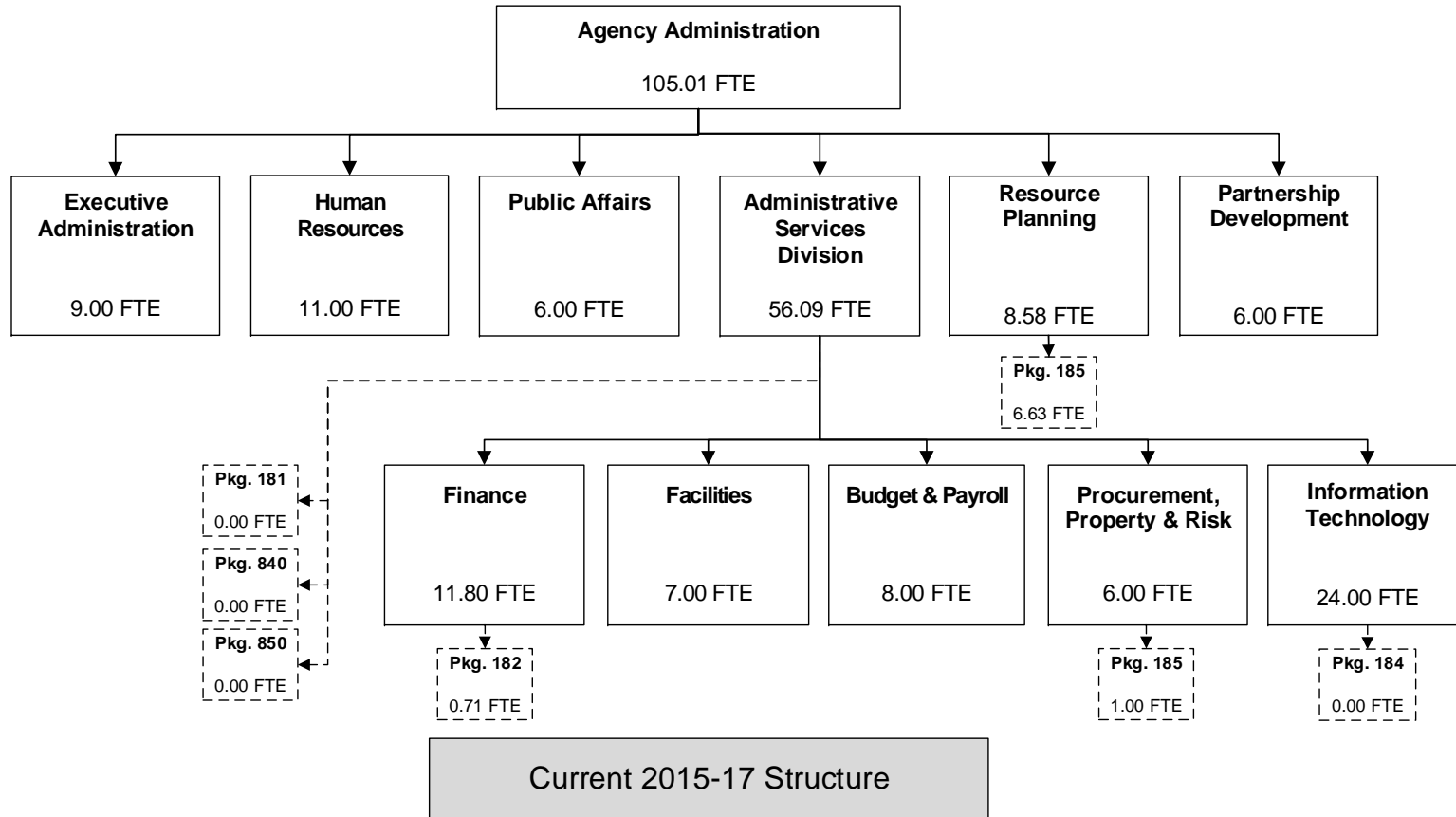
This Page Left Intentionally Blank

# Budget Narrative

Department of Forestry

Agency Administration Program

Program Unit Organization Chart



Based on ORBITS Object 8250, Class/Unclass FTE Positions (Un-reconciled)

Agency Request

Governor's Budget

Legislatively Adopted

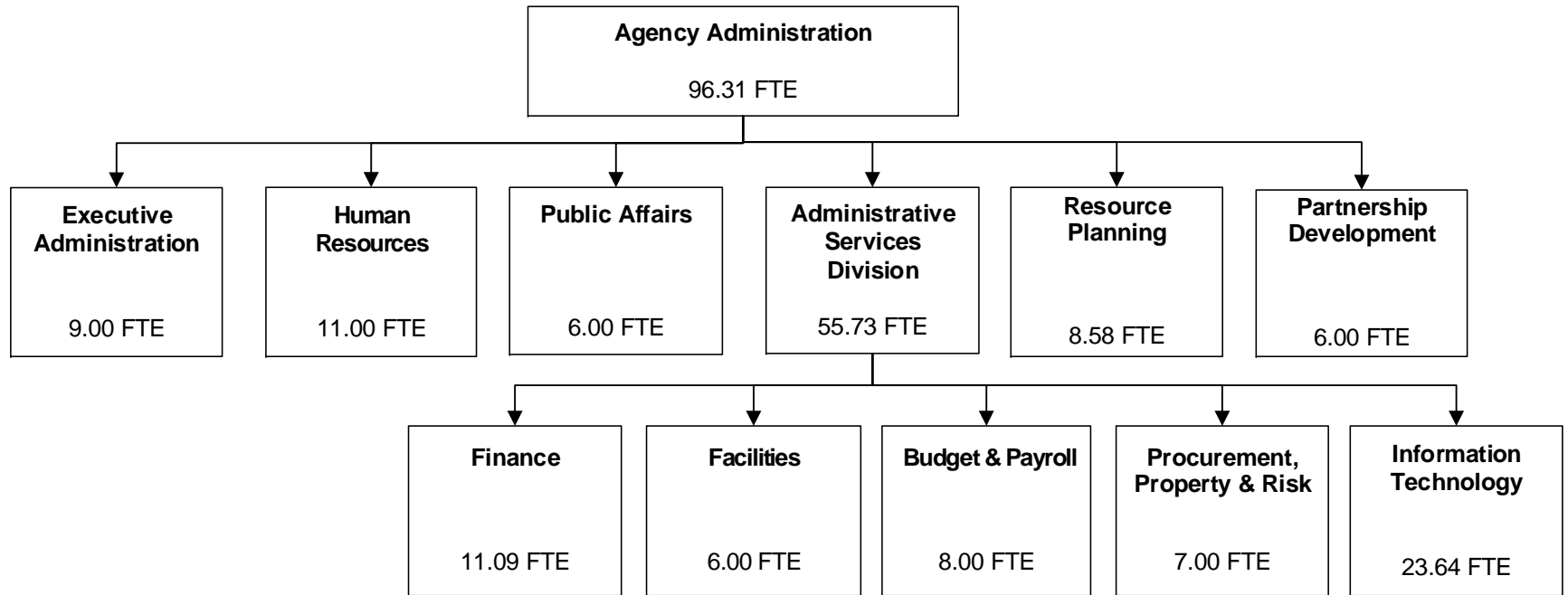
Budget Page H-1  
107BF02

# Budget Narrative

Department of Forestry

Agency Administration Program

Program Unit Organization Chart



Prior 2013-15 Structure

Based on ORBITS Object 8250, Class/Unclass FTE Positions (Un-reconciled)

Agency Request

Governor's Budget

Legislatively Adopted

Budget Page **H-2**  
107BF02

## Budget Narrative

Department of Forestry

Agency Administration Program

Program Unit Executive Summary

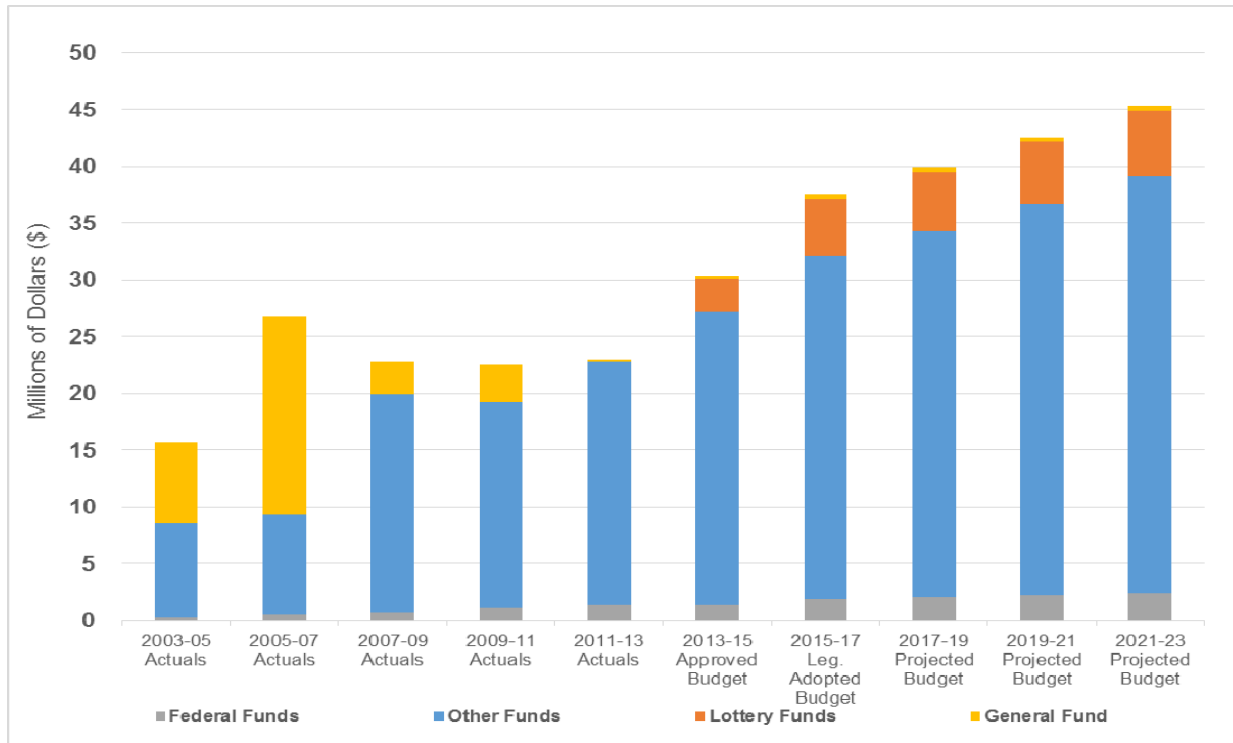
**10-Year Plan Outcome Areas:**

Primary Outcome Area: Improving Government

**Primary Program Contact:**

Satish Upadhyay, (503) 945-7203

**Program Total Funds Budget:**



2011-13 and prior reflect actual expenditures, 2013-15 and forward reflect budget and projections

Agency Request

Governor's Budget

Legislatively Adopted

Budget Page H-3  
107BF02

## Budget Narrative

---

Department of Forestry

Agency Administration Program

Program Unit Narrative

### Program Overview:

The Agency Administration Program's mission is to provide high-quality leadership, assessment, policy development, public involvement, communications and administrative systems in support of the Board and agency, and to provide the foundation for effective implementation of the agency's core business functions.

### Program Funding Request:

For 2015-17, the Agency Administration Program Legislatively Adopted Budget is \$37,533,318 total funds (\$400,000 General Fund, \$5,000,000 Lottery Funds, \$30,255,068 Other Funds and \$1,908,250 Federal Funds).

The requested funding enables the Agency Administration Program to provide the required support to the Board of Forestry and the agency's operating programs. It also enables the program to better meet the needs of the agency's diverse stakeholders and the public.

The funding maintains the current service level. It adds staff capacity in budget, procurement, facilities, human resources and public affairs to better meet workload needs. It also provides the much needed funding for training, outreach and information technology maintenance needs.

The Agency Administration Program has three primary components:

- **Agency Leadership and Management**, which in concert with the Board of Forestry, provides leadership and policy direction on all forestry matters in the state, and also includes internal audit, legislative coordination and public affairs support.
- **Forest Resources Planning**, which furnishes technical analysis and planning, as well as a wide variety of information on forestry issues to other divisions of the Department and to other state, federal and local agencies and the public.
- **Administrative Services**, comprised of human resources, business services, information technology, and partnership development.

---

\_\_\_ Agency Request

\_\_\_ Governor's Budget

X  Legislatively Adopted

Budget Page H-4  
107BF02

## Budget Narrative

---

Department of Forestry

Agency Administration Program

Program Unit Narrative

### Program Justification and Link to 10-Year Outcome:

The program provides the following leadership, management and administrative functions for the Board and Department:

- Top-level policy development
- Agency leadership and management
- Interagency coordination
- Forest resource assessment, analysis and policy development
- Land use planning coordination
- Information systems support
- Accounting, payroll, budgeting and purchasing coordination
- Personnel, safety, and training support
- Property management coordination
- Central records management and document processing
- Administration of log branding activities
- Public affairs and legislative coordination
- Cartography and presentation graphics support
- Staff support for the Board of Forestry and State Forester's office
- Facilities maintenance of the Department Salem headquarters
- Internal auditing

---

Agency Request

Governor's Budget

Legislatively Adopted

Budget Page H-5  
107BF02

## Budget Narrative

---

Department of Forestry

Agency Administration Program

Program Unit Narrative

**Program Justification and Link to 10-Year Outcome:** (Cont.)

The program's direct customers are the Board of Forestry and agency employees. Indirect customers include forest landowners, local, state, federal and tribal agencies and governments, non-profit natural resources organizations, academic and corporate institutions, and all Oregonians. In support of the agency's operating programs, work is also sometimes accomplished for entities at a regional or national level.

The Agency Administration Program's mission is to provide leadership, assessment, policy development, public involvement, communications and administrative systems in support of the Board and Agency, and to provide the foundation for effective implementation of the agency's core business functions. The program continuously evaluates its processes to improve service delivery. It also takes its responsibility as stewards of public dollars with extreme prudence. All of these efforts link directly with the 10-year outcome that government will be trustworthy, responsive, and will solve problems in a financially sustainable way.

**Enabling Legislation/Program Authorization:**

The Agency Administration Program implements the authority vested in the Board of Forestry through the following primary ORS Chapters:

ORS 321 - Timber Taxes  
ORS 477 - Fire Protection  
ORS 526 - Forestry Administration; Private Forests  
ORS 527 - Insect and Disease Control; Private Forests  
ORS 530 - State Forest Lands  
ORS 532 - Log Brands

In addition, a large portion of the Department's administrative responsibilities and authorities are delegated by instruction, policy, or administrative rule from the Department of Administrative Services, the Secretary of State, the State Treasurer, and the Governor's Office.

---

\_\_\_ Agency Request

\_\_\_ Governor's Budget

X  Legislatively Adopted

Budget Page H-6  
107BF02



## Budget Narrative

Department of Forestry

Agency Administration Program

Program Unit Narrative

**Funding Streams Supporting the Program:**

Agency Administration is mostly funded by the Other Funds and Federal Funds assessed against Agency programs on a pro-rated basis by funding source, such State Forest timber receipts and the Forest Products Harvest Tax. The program also receives a small amount of revenue from fees charged for services and map sales. About 57.47 percent of the pro-rated revenues is derived from the General Fund.

**Funding Proposal Comparison:**

The funding proposal for the Agency Administration program for the 2015-17 biennium is a 31.46 percent All Funds increase with 5 new positions and 8.35 FTE's compared to the 2013-15 Legislatively Approved Budget (LAB).

The 2015-17 Current Service Level (CSL) is a 14.26 percent All Funds increase compared to the 2013-15 Legislatively Approved Budget as of April 2014. The increase in the Current Service Level is due to (a) statewide inflation for goods and services, (b) price list items such as state government service charges and AG cost; and (c) approved exception for above-inflation items such as Professional Services and IT Professional Services.

The proposed budget maintains CSL. It adds resources to enhance administrative capacity to better meet the Agency's workload needs. It also provides funding for a much-needed Procurement/ Purchase Order System.

**Expenditures by Fund Type, Positions and FTEs:**

Program Budget	2001-03	2003-05	2005-07	2007-09	2009-11	2011-13	2013-15	2015-17	2017-19	2019-21	2021-23
	Actuals	Actuals	Actuals	Actuals	Actuals	Actuals	Leg Approved	Leg. Adopted	Projected	Projected	Projected
General Fund	6,459,687	7,023,627	17,435,302	2,901,949	3,245,517	160,694	196,000	400,000	411,600	423,948	437,090
Lottery Funds	-	-	-	-	-	-	2,885,000	5,000,000	5,226,443	5,470,145	5,724,444
Other Funds	9,054,673	8,293,879	8,781,400	19,136,371	18,115,772	21,426,506	25,874,848	30,225,068	32,238,073	34,424,147	36,785,834
Federal Funds	47,907	339,800	554,238	764,964	1,115,386	1,345,987	2,176,660	1,908,250	2,054,052	2,212,114	2,383,510
<b>Total Funds</b>	<b>15,562,267</b>	<b>15,657,306</b>	<b>26,770,940</b>	<b>22,803,284</b>	<b>22,476,675</b>	<b>22,933,187</b>	<b>31,132,508</b>	<b>37,533,318</b>	<b>39,930,169</b>	<b>42,530,354</b>	<b>45,330,878</b>
Positions	87	82	80	86	88	90	96	101	108	108	108
FTE	84.49	82.11	78.84	85.25	88.14	90.72	96.48	105.02	112.34	112.34	112.34

Agency Request

Governor's Budget

Legislatively Adopted

Budget Page H-7  
107BF02

## Budget Narrative

---

Department of Forestry

Agency Administration Program

Program Unit Narrative  
Business Services

### Activities, Programs and Issues:

Business Services provides global business management guidance to the Department, and team-based program customer service to internal and external customers in accounting, budgeting, contracting, purchasing, payroll, risk management, property management and overall business management. It consists of four programs: Finance; Budget and Payroll; Procurement, Risk and Property; and Facilities.

The Finance Program provides financial information, and makes available required legal reports on the use of public funds. It provides fiscal services in accordance with federal and state laws, rules, policies and procedures. Services include review of federal rules, state legislation, and Department of Administrative Services (DAS) rules to facilitate required changes in Agency programs, policies, and procedures. These activities require a complex accounting system to provide fiscal data for programs that are financed through a variety of Other Funds, General Fund, and Federal Funds appropriations. In addition, the Finance Program plans, develops and implements new accounting techniques and modifies existing systems and procedures to meet statutory requirements. It provides managers with data necessary for policy and program planning.

The Budget section of the Budget and Payroll Program works to ensure that the Department's budgetary resources are adequate by providing policy-makers with analysis and recommendations on policy initiatives related to the Department's biennial budget. The section's fiduciary responsibilities are to support biennial budget development, and to monitor budget execution for compliance with policy and statutory objectives. This is accomplished by four fiscal analysts organized around the Department's budgetary applications, program structure, geographic areas and administrative sections.

The Payroll portion of the Budget and Payroll Program's purpose is to provide agency-wide payroll management and coordination.

The Procurement, Risk and Property Program's purpose is to minimize the Department's risk in contracting and procurement of goods and services; maximize limited resources in the purchase of goods and services; and consult with Agency programs that procure goods and services. It coordinates management of the Department's statewide non-real property inventories and tracks state and federal property; statewide General Services Administration (GSA) ordering and requisitions; statewide equipment and property distribution, storage and disposal; central warehousing and mail distribution. It also conducts risk management coordination for the agency.

The Facilities Program is responsible for managing, monitoring and developing the Department's facility assets to meet the long-term needs of the agency and our stakeholders. It also manages the Salem Headquarters Campus operations and maintenance activities.

---

Agency Request

Governor's Budget

Legislatively Adopted

Budget Page H-8  
107BF02

## Budget Narrative

---

Department of Forestry

Agency Administration Program

Program Unit Narrative  
Business Services

### Important Background for Decision Makers:

Key factors affecting Business Services in the 2015-17 biennium include:

- Increased scrutiny of the administration of public assets, especially in these times of scarce resources.
- Need for strong working relationships with other ODF programs and field units; strategic planning that is integrated with policy-making, planning and operation; and an informed and aware workforce that, through interaction with the public, increases public awareness of Department operations and forestry issues in general.
- Multiple interactions with other natural resource agencies, the Governor's office, legislators, and other state agencies.
- Changes brought about by the Governmental Accounting Standards Board (GASB), American Institute of Certified Public Accountants (AICPA) or other oversight groups, with potential direct impact on the Department's fiscal processes and policies.
- Continued decentralization at the state Department of Administrative Services, producing Oregon Department of Forestry (ODF) increases in:
  - Reviews and audits, and the personnel to accommodate them.
  - Roles and responsibilities at the agency level, with increases in personnel and other costs to manage this workload.
  - Need for strong internal controls and process improvement to implement these controls.
  - Complexity in risk management.
- Increased need for efficient and often automated business systems, in turn requiring increased investment in hardware, software and staff training.
- Increased need for analysis and process improvement.
- Increased financial management controls to decrease the likelihood of fraud, waste or abuse.
- Increased scrutiny and complexity of federal contracting rules, in turn increasing responsibility at the local level, and requiring the agency to reevaluate rules, increase training and certification of procurement staff, and requiring staff to perform more complex functions.
- Increased interest in the condition of state facilities, requiring improved inventories of buildings, grounds, roads, trails and bridges, along with improved ability to manage these assets. State mandates have also increased the complexity of facilities management.

---

     Agency Request

     Governor's Budget

  X   Legislatively Adopted

Budget Page H-9  
107BF02

## Budget Narrative

---

Department of Forestry

Agency Administration Program

Program Unit Narrative  
Information Technology

### Activities, Programs and Issues:

The Department's statewide information technology (IT) infrastructure consists of 42 Local Area Networks (LANs) and one wireless remote computer site. All 42 LANs are networked to the State Data Center (SDC) and Salem headquarters office. Connected to these LANs are more than 1,000 computers and mobile devices. The SDC hosts and manages 50 production servers, with 32 remote servers located outside of the SDC at ODF field offices. ODF also purchases mainframe resources, storage space and data backup services from the SDC. The Department uses Department of Administrative Services (DAS) enterprise systems for access to payroll, personnel systems, the Statewide Financial Management System (SFMS), and the Electronic Training System (ilearnOregon).

The Department's IT infrastructure supports office automation and personal productivity tools such as Microsoft Office, relational databases, project management, desktop publishing, geographic information systems (GIS), mainframe computer access, and internet and intranet access. Additionally, the IT Program supports several mission-critical business applications such as the timber sales accounting system, fire reporting systems, forest operations tracking, purchase order system, grant management system, and forest operations tracking systems.

The IT Program has three sub-units: GIS and Application Development, Technical Support, and Administrative Services. It provides planning, coordination and services in database administration, application development, GIS, data processing, technology training, computer, software and peripheral purchasing, data security, world-wide-web technologies, and system administration for all enterprise systems. In partnership with the SDC, the IT Program also manages the Department's internet web filtering, anti-SPAM appliance and data backup systems.

The Application Development unit is responsible for systems analysis, design, programming, installation, maintenance and documentation of customer software critical to achieving Department goals. The unit also ensures the security and integrity of all databases critical to these programs, and provides ad hoc information retrieval services and training and support to all users of the Department's custom and special-purpose software.

The GIS unit provides statewide planning, coordination and administration of the Department's Geographic Information Systems, and supports specific GIS-related projects. The operation also includes cartographic support for the Department's main programs. Mobile fire-mapping units provide on-site fire mapping in fire camps during fire season. Special-use maps including high-risk areas, harvest status, insect and disease infestations, and project fires are produced for various areas. GIS strategic planning, development and implementation are provided in an effort to link statewide activities and to maximize intra- and interagency coordination and resource sharing. Additionally, the unit provides enterprise spatial data management, oversight, and acquisition including standards development and metadata maintenance. Finally, the unit provides GIS application development support for the Agency, including web mapping services for viewing and editing data.

---

Agency Request

Governor's Budget

Legislatively Adopted

Budget Page H-10  
107BF02

## Budget Narrative

---

Department of Forestry

Agency Administration Program

Program Unit Narrative  
Information Technology

### **Activities, Programs and Issues:** (Cont.)

The IT Program's Technical Support unit provides technical assistance and hardware and software analysis in support of the Department's statewide IT infrastructure, including infrastructure, computers, mobile devices and phone service. This unit works directly with all agency employees. Responsibilities include evaluating hardware and software needs, maintaining security systems, maintaining intranet and internet services, tuning existing system software to maximize performance and minimize down-time, installing new software packages, responding to user requests for assistance, keeping abreast of current industry trends and products, providing onsite support to fire emergency centers and teams, and researching new technologies and software to improve efficiency and functionality of the entire computer network. The unit also helps coordinate, or provides training to, ODF personnel on the use of installed general-purpose software.

The Administrative Resources Unit provides word processing support as well as support for Log Brands, IT budget tracking and reporting, and records management.

### **Important Background for Decision Makers:**

- ODF business planning must improve and include assessments of where technology can be used to deliver services more efficiently and effectively. Outdated processes need to be abandoned or improved to meet current business and customer needs. Internet technologies must be used to allow customers to do business with ODF without having to visit an office.
- ODF databases are old and fragmented, which greatly increases time needed to deploy new business applications. It also increases the cost of maintaining these databases. Consolidation of existing financial and operational databases is needed.
- The Agency must reduce the number of platforms used for custom applications. Several of our custom applications use obsolete or hard-to-maintain platforms. Addressing this situation will enable developers to move existing applications to standardized and web-accessible systems. This will greatly enhance our ability to deploy applications through the existing computer network as well as to members of the public who would like to do business with the Department online.
- ODF must remedy the obsolescence of its computer applications. Custom applications support staff are absorbed with maintenance and customer support duties.

---

\_\_\_ Agency Request

\_\_\_ Governor's Budget

X  Legislatively Adopted

Budget Page H-11  
107BF02

## Budget Narrative

---

Department of Forestry

Agency Administration Program

Program Unit Narrative  
Human Resources

### Activities, Programs and Issues:

The Human Resource Program is faced with the major challenge of integrating all human resource functions into a cohesive program that provides the Department with a diverse, well-trained and highly motivated work force. The section seeks to:

- Implement training, career development and succession planning efforts to ensure the Department is prepared for the projected retirement of nearly 30 percent of its permanent work force in the next five years. The development of each employee is a shared responsibility between the employee and his or her manager. Refine outreach efforts to market the Department as an employer of choice locally, regionally and nationally. This includes the college intern program, joint outreach efforts with other natural resource agencies, outreach events in local communities, school-to-work programs and business partnerships with local high schools. Facilitate the Agency Leadership Program and the Career Development Tour as funding allows.
- Continue to monitor job classifications to ensure that classifications and associated pay/benefits are viable, comparable to related classifications, and facilitate the Department's vision of having an aligned and empowered work force.
- Work closely with the Department of Administrative Services on statewide classification studies.
- Continue to provide a high level of support to ensure successful implementation of the Agency's Fitness Standards Testing Program and Wellness Program.
- Continue to reduce time-loss incidents and paid costs, as well as preventable incidents, both personal injury and vehicle accidents. Monitor and analyze accident data and provide feedback to Safety Committees and managers to prevent additional, similar accidents. Continue to develop partnerships with SAIF, OR-OSHA and other agencies to ensure that safety programs are state-of-the art and in compliance with state and federal rules and regulations.
- Continue to implement diversity strategies to promote an inclusive work environment that encourages and enables all employees to reach their full potential. Coordinate Diversity Forums for employees.
- Continue mandatory fitness standards testing for all seasonal and permanent fire-related positions.
- Continue implementation of the Agency wellness plan.

---

Agency Request

Governor's Budget

Legislatively Adopted

Budget Page H-12  
107BF02

## Budget Narrative

---

Department of Forestry

Agency Administration Program

Program Unit Narrative  
Human Resources

### **Activities, Programs and Issues:** (Cont.)

- Continue to offer Covey's 7 Habits Plus and Agency Leadership Program training to Department employees as the agency's corporate culture course.
- Effectively respond to and implement the new statewide E-Recruit System and other enterprise-wide DAS projects. This includes DAS statewide projects to replace manual systems with electronic systems.

### **Important Background for Decision Makers:**

- The potential retirement of nearly 30 percent of the permanent work force within five years may greatly influence the Department's culture and mission capability.
- Rapid technological, governmental and social change will require the Department to strengthen its training program to provide all employees with comprehensive technical, interpersonal and change management skills.
- Employees and state leadership demand a safe working environment in order to reduce the physical, emotional, and financial impacts associated with on-the-job injuries.
- Rising medical costs associated with employee benefits and workers' compensation require exploration of creative cost-avoidance approaches.
- The Department work force and customer base will continue to become more diversified.
- Job classification and associated pay/benefits will continue to need a great deal of attention and effort within both the Department and state government.
- Society will demand that employers deal with work/life issues and be responsive to employees' needs in addition to carrying out the agency mission. Examples are: legislation such as Americans with Disabilities Act (ADA), Family Medical Leave Act (FMLA); and benefits such as Employee Assistance Program (EAP), telecommuting, and flextime.

---

Agency Request

Governor's Budget

Legislatively Adopted

Budget Page H-13  
107BF02

## Budget Narrative

---

Department of Forestry

Agency Administration Program

Program Unit Narrative  
Resource Planning

### Activities, Programs and Issues:

The Resource Planning Program acts as technical and analytical staff to the Department and Board of Forestry. It coordinates issues management with other agencies and jurisdictions, develops analyses, and develops and recommends programs and policies to the Board and Department. Resource Planning activities include data collection and analysis, policy analysis, and coordination of Board and Agency strategic planning. The program leads and/or coordinates the analysis of broad forestry or cross-program forest resource policy issues and assists in the development of agency and/or Board positions on state and national issues. It coordinates the development and maintenance of agency-wide forest resource research and monitoring strategies and positions both within the Department and with other state and federal agencies and private landowners. Activities include:

- Providing staff support for Board of Forestry strategic planning.
- Providing quality information, policy, planning services, and visionary ideas for forestry decision-makers.
- Continuing to build and refine forest resource assessment tools, moving towards true integrated, statewide and landscape-scale capability to assess conditions, trends, opportunities, and barriers. Coordinating with state, federal, and private partners to develop high-quality tools, methodologies, and data needed for landscape-scale forest assessments.
- Promoting the science, information acquisition, and analysis systems that are essential to developing sound natural resource policies that sustain and enhance the health of Oregon's forest ecosystems, watersheds, and airsheds.
- Actively promoting Board policies in planning and policy-making processes affecting federal forestland management in Oregon, and providing direct support to the Governor's Office and federal land management agencies to increase the pace and scale of treatments of overstocked, fire-prone forests.
- Providing leadership when working with other state agencies and private organizations on forest sustainability, land use, forest health, and economic development policies.
- Working with other agencies to develop and promote a comprehensive forest sector economic development strategy.
- Coordinating with forest landowners, the Oregon Department of Land Conservation and Development, and other agencies to promote the retention of, and investment in, working forestland through sound land use planning. Actively participate in the development of land use plans and regulations at the state and local level.

---

Agency Request

Governor's Budget

Legislatively Adopted

Budget Page H-14  
107BF02



## Budget Narrative

---

Department of Forestry

Agency Administration Program

Program Unit Narrative  
Resource Planning

### **Important Background for Decision Makers:**

- Oregon's public interest in forest issues has largely been focused on water quality, salmon, and other wildlife issues. With the economic downturn and recent large fires, forest health, thinning of forest stands, and jobs are issues that have been added to the mix.
- Economic development in rural, forest-dependent communities and the use of small-diameter wood are emerging issues with an increasing workload.
- The need for ecosystem services concepts continues to evolve.
- Federal timber harvests have declined and are well below sustainable levels, resulting in increased demand for private timber. Forest health, fire hazards and economic vitality of forest-dependent communities have emerged as significant issues.
- Eastern Oregon private timber supplies have declined.
- Oregon has been one of the most successful states in maintaining its forestland base. However, forest fragmentation through land-use change and development is a rapidly emerging issue, presenting new and unique threats to natural resources:
  - Changes in land-use planning program administration on forest lands
  - Forest landowner type changes
  - Family forest landowners intergenerational transfer
  - Limited forest product processing facilities
  - Impact of resource protection regulatory requirements (federal and state) on competition in the global market
- Natural disturbances such as fire, wind, floods, landslides, and insects and disease will continue to play a dominant role in altering the habitat of Oregon's forests.
- Forest stands and fuel conditions across more than two-thirds of Oregon are outside the range of natural fire-regime conditions. Oregon continues to lose potentially harvestable timber to fire, insects and disease each year. The state will continue to experience large, intense wildfires that are uncharacteristic of historic trends.
- Oregon's land-use program has been effective in managing development on most forestlands, but development is increasing in the wildland-urban interface.

---

Agency Request

Governor's Budget

Legislatively Adopted

Budget Page H-15  
107BF02

## Budget Narrative

---

Department of Forestry

Agency Administration Program

Program Unit Narrative  
Resource Planning

### **Important Background for Decision Makers:** (Cont.)

- U.S. supply of available wood is decreasing as worldwide demand for wood products increases.
- Forest certification will continue to expand and evolve as a new trend confronting all forest landowners.
- There is a lack of public consensus over the goals and objectives for federal forest land management and for the processes used to administer the federal Clean Water Act and Endangered Species Act.
- Western state governments will press for a greater voice in federal natural resource policy development.
- Changing global markets and changing Oregon private forestland ownership factors may create disincentives for continued investment in active management of private forests.
- Technology is changing rapidly and will make landscape-level, multi-resource forest assessments more feasible.
- Oregonians will continue to debate forest regulatory, land-use, and tax policies.
- State programs are increasingly being asked to quantitatively demonstrate their performance.

---

Agency Request

Governor's Budget

Legislatively Adopted

Budget Page **H-16**  
**107BF02**

## Budget Narrative

---

Department of Forestry

Agency Administration Program

Program Unit Narrative  
Public Affairs

### Activities, Programs and Issues:

Information, education and outreach are vital to maintaining a public connection with forests and to the success of the Board and Department. The Public Affairs Program provides professional, proactive public affairs support for all of the Department's activities, with an emphasis on fire protection, private forest management, state forest management, the state's involvement in federal forest issues, and urban forestry. The program also has a role in positioning the Department and Board as entities that serve all Oregonians by promoting sustainable forestry. Further, the program supports the Governor, working with the Governor's staff to advance the Governor's forestry-related policies, interests and activities.

Customer groups are numerous and include the general public, elected officials and other policymakers, stakeholders, other public agencies, the news media, forest landowners, local government officials, forestry leaders at all levels, and segments of the public immediately affected at any particular time by wildfires, prescribed burning, pesticide use or other local forest-related activity.

The program's suite of communication services and activities includes facilitating public involvement in Board and agency processes, developing key messages, identifying audiences, and carrying out communication plans, both at the Department level and for individual programs and the field organization. This includes assisting, and often taking a leadership role, in addressing sensitive issues. The program conducts media relations, develops print and electronic publications, arranges and maintains a schedule of community leader visits for the State Forester, and engages in social media and web content development.

As the complexity and number of forest-related issues expands, along with the methods available for communicating about them, the program is continually challenged to do more. The program seeks to balance its resources between addressing immediate needs (such as wildfire information, crisis response, and information requests from the public, legislators, journalists and others), and more strategic needs (such as increasing understanding of long-term forestry issues, reaching out to new stakeholder groups, and providing outreach support for the Oregon Plan for Salmon and Watersheds and other initiatives).

In addition, the general difficulty of communicating forestry messages is increasing, as the public receives a barrage of messages and information each day from multiple sources. We are challenged to use the web, social media and other technologies to keep pace in this busy marketplace of ideas. There is an ongoing shortage of capacity to accomplish this.

---

Agency Request

Governor's Budget

Legislatively Adopted

Budget Page H-17  
107BF02

## Budget Narrative

---

Department of Forestry

Agency Administration Program

Program Unit Narrative  
Public Affairs

### Important Background for Decision Makers:

- An ongoing need for information. Polls indicate that Oregonians value forest resources and expect them to be managed sustainably, but have limited information about specifics of forest management and the roles of various public and private entities.
- Complexity. The department is continually challenged to provide news media, policy-makers and other audiences with accurate, complete, concise information to build public understanding and broaden perspectives about a growing number of issues involving forest management and sustainability. Using multiple communications mediums to convey complex, technical information in terms that the general public can understand requires substantial effort, but is essential in raising public knowledge levels.
- Strategies for moving past conflict. Forestry issues can be contentious and assume a high public profile, creating significant demand on staff resources. The section is challenged to provide innovative solutions that allow for public involvement. This may include such services as facilitating public involvement in Board meetings and decision-making processes, managing large amounts of public comment, responding to requests for information, adapting social media tools for specific purposes, organizing town-hall type meetings, and managing crises.

---

Agency Request

Governor's Budget

Legislatively Adopted

Budget Page H-18  
107BF02

## Budget Narrative

---

Department of Forestry

Agency Administration Program

Program Unit Narrative  
Partnership Development

### Activities, Programs and Issues:

The activities of the Partnership Development Program fall into several categories:

#### **Ongoing Grants Management**

- Recognition of grant opportunities – Through partnership with federal agencies, ODF has developed a series of grants to fund agency activities and to assist forest landowners in managing and protecting their lands. The Agency will work with its federal partners to maintain and improve these funding opportunities.
- Grant project development – Agency field staff are continually working with local interest groups and landowners to identify new projects that fit into existing available grants. These new projects are matched with grant funds as opportunities develop. This continuous process has allowed the Agency to positively respond to significant funding opportunities.
- Grant applications – Accompanying each grant request is an application that combines new project concepts with historical operational data to create grant accomplishment estimates and project cost estimates. The application is reviewed by a granting agency and either approved or disapproved.
- Developing grant process monitoring – Upon acceptance of a grant application, cost and accomplishment data are captured as work is done. This data provides the granting agencies with regular reports on progress toward completion. In addition, the agency reviews the accomplishment and cost data to determine the completeness and accuracy of this information. This can include field monitoring of work sites to ensure that work is being done to the specifications of a particular grant.

#### **Operational Improvement**

- Continue to develop a unified grants management strategy – This activity would identify and reconcile grants management processes that have been handled differently within different Agency divisions in the past.
- Document current grant management processes – Agency directives, program policy and procedures, and desk procedures would be maintained to document the work of the program. Agency directives would be updated to reflect changes to processes and to clarify the documentation of agency grant activities. Program and individual policies and procedures would be created or updated to prepare for potential staff turnover.

---

Agency Request

Governor's Budget

Legislatively Adopted

Budget Page H-19  
107BF02

## Budget Narrative

---

Department of Forestry

Agency Administration Program

Program Unit Narrative  
Partnership Development Section

### Activities, Programs and Issues: (Cont.)

#### **Operational Improvement** (Cont.)

- Improve grant progress communications – Communication of new grant opportunities and progress on existing grants is an important factor. The program seeks to use existing communication networks to inform the many Agency staff that touch the grants process.

#### **Development of new funding resources**

- Identify potential grant funding opportunities.
- Work to provide the proper balance of addressing Board of Forestry strategies with available financial resources.
  - Assess the financial needs of the Agency that can be addressed with government and non-government grant opportunities.
  - Prioritize the financial needs of the Agency.
  - Seek administrative and legislative approval for funding priorities.
  - Match grant funding opportunities with financial needs.

#### **Continued development of partnership opportunities**

- Partnerships with grant-related organizations are essential to learning about new funding sources and demonstrating the Agency's ability to identify sound project opportunities that meet the grantors' objectives. The Agency has natural connections throughout its programs. The Partnership Development Program seeks to recognize these connections and provide the foundations for tracking and leveraging the opportunities that arise from the relationships.

---

Agency Request

Governor's Budget

Legislatively Adopted

Budget Page H-20  
107BF02

## Budget Narrative

---

Department of Forestry

Agency Administration Program

Program Unit Narrative  
Partnership Development Section

### Important Background for Decision Makers:

The Partnership Development Program coordinates grants management functions that support the federal funding in the Agency's main operating programs: State Forests, Fire Protection, and Private Forests. This support involves development of financial resources to fund important projects, coordination of grant requirements with granting entities, developing and documenting grants processes, and providing assistance and other resources to field offices that are actively engaged with accomplishing the agency's program priorities.

The program also seeks new opportunities to match grant funds available from non-federal sources. This effort seeks to leverage federal funds to accomplish more work in the area of educating owners of forestland, which can also help to meet Agency goals of slowing fragmentation of working forestlands, improvement of habitat for native fish and wildlife, and other goals outlined in the Board of Forestry's overarching *Forestry Program for Oregon*. These additional sources of revenue could help bring funding consistency for field staff who work with Oregon's forestland owners.

The customer base for the Partnership Development Section is highly diversified. Customers have included forestland owners, Agency staff, federal agency program managers; federal grants process specialists, forestry contractors and conservation interests.

Family forestland owners have received a large portion of federal grant funding in the past. For instance, money has been made available for developing Forest Stewardship Plans, which effectively relate the many aspects of forest management to an individual property.

The program directly impacts forest contractors. Significant grant funding is available for landowners to contract out fire hazard reduction, forest health, stream restoration, and management planning activities. Most of this work flows to local contractors in rural communities. There is also an opportunity to collect biomass materials that grant projects produce. This material can then produce heat and electricity.

Partner organizations impacting grant availability and project priorities include the U.S. Forest Service; the Oregon Watershed Enhancement Board, which provides grants to help Oregonians take care of local streams, rivers, wetlands and natural areas; Watershed Councils, which promote management and restoration of forestlands, providing an array of landowner and public benefits; the Oregon emergency management agency, which oversees grant funding opportunities related to natural disaster hazard reduction; and the State Forest Stewardship Coordinating Committee, which advises the Agency on ways to address wildfire, keeping working forests working, diversity of habitat and other key issues.

---

Agency Request

Governor's Budget

Legislatively Adopted

Budget Page H-21  
107BF02

## Budget Narrative

---

Department of Forestry

Agency Administration Program

Program Unit Narrative  
Partnership Development Section

### Revenue Sources and Proposed Revenue Changes:

The Partnership Development Section was created to accept and administer grants from a variety of federal agencies and other grant programs. Revenue sources typically provide funding over a three- to five-year period. The total funding of all active grants administered during a biennium amounts to \$38 million to \$40 million. The following sources have historically been the core of the Agency's grant funding:

- National Fire Plan, Community Assistance – This annual, competitive matching grant from the U.S. Forest Service supports education and activities to reduce wildfire protection costs through fuels treatment, educating rural residents to take risk hazard reduction measures in and around their homes, increasing public awareness of human causes of wildfire, and assisting with the development of community fire plans. The Department expects to receive about \$1.4 million in the next biennium.
- State Fire Assistance – An annual, non-competitive matching grant from the U.S. Forest Service that provides financial assistance to state wildland fire protection agencies for fire protection purposes. The Department expects to receive about \$2.4 million in the next biennium. Federal Emergency Management Administration grants enable the Department to offset eligible standby and direct wildland fire emergency management costs. Funding levels vary widely among fire seasons due to unpredictable weather severity, fire proximity to communities, and level of resource loss.
- Western States Fire Managers, Wildland Urban Interface Community Assistance – These annual multi-agency competitive grants are from five federal agencies, used for critical fuel reduction projects, community fire planning, fire prevention, public education, and making wildland-urban interface homes fire-defensible. The Department expects to receive about \$3.7 million in the next biennium.
- Cohesive Wildfire Strategy – This pilot project puts into practice a new integrated approach to fire protection planning and fire hazard reduction projects that the U.S. Forest Service and state forestry agencies throughout the country have developed. The State of Oregon has been awarded \$548,000 to put this new approach into practice and to showcase our approach to collaboration among federal, state and local agencies.
- Forest Stewardship – An annual, non-competitive matching grant from the U.S. Forest Service intended to fund field staff engaged in providing technical assistance to landowners. The Department expects to receive about \$464,000 in the next biennium.
- Forest Health Monitoring – An annual, non-competitive matching grant from the U.S. Forest Service intended to fund field staff engaged in implementation, administration and management of Oregon's Forest Health Monitoring Program. The Department expects to receive about \$230,000 in the next biennium.

---

Agency Request

Governor's Budget

Legislatively Adopted

Budget Page H-22  
107BF02



## Budget Narrative

---

Department of Forestry

Agency Administration Program

Program Unit Narrative  
Partnership Development Section

### Revenue Sources and Proposed Revenue Changes: (Cont.)

- Forest Health Cooperative Assistance – An annual, non-competitive matching grant from the U.S. Forest Service intended to fund Salem Headquarters staff coordinating insect-related grant activities and to provide technical expertise to forest landowners and agency field staff. The Department expects to receive about \$221,000 in the next biennium.
- Urban and Community Forests Grant – An annual, non-competitive matching grant from the U.S. Forest Service to support, plan for, establish, manage, and protect trees, forests, green spaces, and related natural resources in and adjacent to cities and towns. The urban forestry program provides ecosystem services, social and economic benefits and links governmental, private and grassroots organizations and resources to improve the quality of life in these cities and towns. As a receiving agency, ODF must provide a program-level match rate of 50 percent, which is typically met by using the Fire Protection budget. The Department expects to receive about \$468,000 in the next biennium.
- Forest health projects – An annual, non-competitive matching grant from the U.S. Forest Service intended to support the numerous efforts throughout the state to mitigate damage to trees and the potential extreme fire danger due to the mortality of trees and entire stands of timber as a result of insect and disease infestations. The Department expects to receive about \$1.2 million in the next biennium.
- Western States Competitive – An annual competitive grant process designed to fund concepts that incorporate collaborative efforts across program and political lines to address environmental and procedural issues. These grants are part of the federal process to improve the delivery and approach to issues important to forestland owners. The Department expects to receive about \$1 million in the next biennium. This money will be used to fund urban forestry educational efforts, stream improvement projects, efforts to standardize forest management planning tools for landowners, and more.

---

Agency Request

Governor's Budget

Legislatively Adopted

Budget Page H-23  
107BF02

## Budget Narrative

---

Department of Forestry

Agency Administration Program

Program Unit Narrative

**Base Budget:**

	<u>Agency Requested</u>	<u>Governor's Budget</u>	<u>Legislatively Adopted</u>
General Fund	\$196,000	\$196,000	\$196,000
Lottery Funds	\$2,885,000	\$2,885,000	\$2,885,000
Other Funds	\$26,741,708	\$26,741,708	\$26,741,708
Federal Fund	\$2,137,028	\$2,137,028	\$2,137,028
<b>All Funds</b>	<b>\$31,959,736</b>	<b>\$31,959,736</b>	<b>\$31,959,736</b>
<b>Positions/FTE:</b>	<b>96 / 96.67</b>	<b>96 / 96.67</b>	<b>96 / 96.67</b>

---

Agency Request

Governor's Budget

Legislatively Adopted

Budget Page H-24  
107BF02

## Budget Narrative

Department of Forestry

Agency Administration Program

Program Unit Narrative

**Essential Packages:**

	<u>Agency Requested</u>	<u>Governor's Budget</u>	<u>Legislatively Adopted</u>
General Fund			
Package 022 Phase-out Pgm & One-time Costs	(\$196,000)	(\$196,000)	(\$196,000)
Sub-Total, General Fund	<b>(\$196,000)</b>	<b>(\$196,000)</b>	<b>(\$196,000)</b>
Lottery Funds			
Package 022 Phase-out Pgm & One-time Costs	(\$2,885,000)	(\$2,885,000)	(\$2,885,000)
Sub-Total, Other Funds	<b>(\$2,885,000)</b>	<b>(\$2,885,000)</b>	<b>(\$2,885,000)</b>
Other Funds			
Package 010 Non-PICS Personal Svc	\$83,405	\$83,405	\$83,405
Package 022 Phase-out Pgm & One-time Costs	(\$400,000)	(\$400,000)	(\$400,000)
Package 031 Standard Inflation	\$3,507,486	\$3,030,206	\$3,507,486
Package 032 Above Standard Inflation	\$216,168	\$216,168	\$216,168
Sub-Total, Other Funds	<b>\$3,407,059</b>	<b>\$2,929,779</b>	<b>\$3,407,059</b>
Federal Funds			
Package 010 Non-PICS Personal Svc	(\$12,565)	(\$12,565)	(\$12,565)
Package 031 Standard Inflation	\$2,285	\$1,525	\$2,285
Package 032 Above Standard Inflation	\$896	\$896	\$896
Sub-Total, Federal Funds	<b>(\$9,384)</b>	<b>(\$10,144)</b>	<b>(\$9,384)</b>
<b>Total, All Funds</b>	<b>\$316,675</b>	<b>(\$161,365)</b>	<b>\$316,675</b>
<b>Positions/FTE:</b>	<b>0 / 0.00</b>	<b>0 / 0.00</b>	<b>0 / 0.00</b>

Agency Request

Governor's Budget

Legislatively Adopted

Budget Page **H-25**  
**107BF02**

## Budget Narrative

Department of Forestry

Agency Administration Program

Program Unit Narrative

**Current Service Level:**

	<u>Agency Requested</u>	<u>Governor's Budget</u>	<u>Legislatively Adopted</u>
General Fund	--	--	--
Lottery Funds	--	--	--
Other Funds	\$30,148,767	\$29,671,487	\$30,148,767
Federal Fund	\$2,127,644	\$2,126,884	\$2,127,644
<b>Total, All Funds</b>	<b>\$32,276,411</b>	<b>\$31,798,371</b>	<b>\$32,276,411</b>
<b>Positions/FTE:</b>	<b>96 / 96.67</b>	<b>96 / 96.67</b>	<b>96 / 96.67</b>

**Policy Packages:**

	<u>Agency Requested</u>	<u>Governor's Budget</u>	<u>Legislatively Adopted</u>
General Fund			
Package 850 Clackamas Forestry Product Project	--	--	\$400,000
Package 502 Working Forests and Farms	--	\$300,000	--
<b>Sub-Total, Lottery Funds</b>	<b>\$0</b>	<b>\$300,000</b>	<b>\$400,000</b>
Lottery Funds			
Package 185 ODF Federal Forests Restoration	\$6,550,000	\$6,050,000	\$5,000,000
<b>Sub-Total, Lottery Funds</b>	<b>\$6,550,000</b>	<b>\$6,050,000</b>	<b>\$5,000,000</b>
Other Funds			
Package 180 Procurement/ Purchase Order System	\$2,152,530	\$2,200,000	--
Package 181 Services & Supplies Shortfall	\$580,000	\$580,000	\$580,000
Package 182 Agency Administration	\$335,449	\$335,449	\$335,449
Package 183 Administrative Capacity	\$883,204	\$883,204	--
Package 184 IT Restructure	\$29,962	\$29,962	\$29,962
Package 840 End of Session Adjustments	--	--	(\$869,110)
<b>Sub-Total, Other Funds:</b>	<b>\$3,981,145</b>	<b>\$4,028,615</b>	<b>\$76,301</b>

Agency Request

Governor's Budget

Legislatively Adopted

Budget Page H-26  
107BF02

## Budget Narrative

Department of Forestry	Agency Administration Program	Program Unit Narrative	
	Agency Requested	Governor's Budget	Legislatively Adopted
Federal Funds			
Package 182 Agency Administration	(\$219,267)	(\$219,267)	(\$219,267)
Package 840 Budget Rebalance / DAS Changes	--	--	(\$127)
<b>Sub-Total, Federal Funds:</b>	<b>(\$219,267)</b>	<b>(\$219,267)</b>	<b>(\$219,394)</b>
<b>Total, All Funds</b>	<b>\$10,311,878</b>	<b>\$10,159,348</b>	<b>\$5,256,907</b>
<b>Positions/FTE:</b>	<b>12 / 15.67</b>	<b>12 / 15.35</b>	<b>5 / 8.35</b>

**Total Program Biennial Budget:**

	<u>Agency Requested</u>	<u>Governor's Budget</u>	<u>Legislatively Adopted</u>
General Fund	--	\$300,000	\$400,000
Lottery Funds	\$6,550,000	\$6,050,000	\$5,000,000
Other Funds	\$34,129,912	\$33,700,102	\$30,225,068
Federal Funds	\$1,908,377	\$1,907,617	\$1,908,250
<b>All Funds:</b>	<b>\$42,588,289</b>	<b>\$41,957,719</b>	<b>\$37,533,318</b>
<b>Positions/FTE:</b>	<b>108 / 112.34</b>	<b>108 / 112.02</b>	<b>101 / 105.02</b>

Agency Request

Governor's Budget

Legislatively Adopted

Budget Page H-27  
107BF02

## Budget Narrative

Department of Forestry

Agency Administration Program

Program Unit Narrative

Base Budget Package #	Base Budget Package Title
000	Current Service Level Exception Request - Base Budget Change

Base changes occurred as a result of two types of actions: **(A)** State Government Service Charges was adjusted to match the Price List in the Base Budget for each SCR this biennium, rather than being adjusted in an Essential Package. **(B)** Several Estimated Charges which were previously included in the State Government Service Charge Assessment (CSG 4225) have been moved out of that expenditure category in the Base Budget, and moved into several regular expenditure categories. The net effect of the package is \$0. There was no change to Position Counts or FTE.

Essential Package #	Essential Package Title
010	Non-PICS Personal Services Adjustments

This package includes standard inflation of 3 percent on non-PICS items such as temporaries, overtime, shift differential, all other differentials and unemployment compensation, including the OPE associated with them. The sum of these non-PICS Personal Services items equals \$8,824, including \$1,230 Other Funds and \$7,594 Federal Funds. Mass Transit has increased by \$5,646. The Agency Administration program vacancy factor increased from the prior biennium, resulting in a decrease of (\$15,799) All Funds, including \$5,043 Other Funds and (\$20,842) Federal Funds. This package also has a \$73,857 increase to the program's contribution to Pension Obligation Bond debt service, including \$71,619 Other Funds and \$2,238 Federal Funds. The net effect of the above is a decrease of \$70,840. There was no change to Position Counts or FTE.

Essential Package #	Essential Package Title
022	Program Phase Outs

This package has three components. First, the package phases out (\$400,000) Other Funds from the FBII (Forestry Budget Information Initiative) project, initiated in the 2007-09 biennium. Second, the package phases out one-time discretionary Lottery Funds for the forest management efforts result is a reduction of (\$2,885,000) Lottery Funds. Third, the package phases out Forest Collaboration funds, resulting in a reduction of (\$196,000) General Fund. The net effect of the package is (\$3,481,000) All Funds.

Agency Request

Governor's Budget

Legislatively Adopted

Budget Page **H-28**  
**107BF02**

**ESSENTIAL AND POLICY PACKAGE FISCAL IMPACT SUMMARY**

Forestry, Dept of  
Pkg: 010 - Non-PICS Psnl Svc / Vacancy Factor

Cross Reference Name: Agency Administration  
Cross Reference Number: 62900-008-00-00-00000

<i>Description</i>	General Fund	Lottery Funds	Other Funds	Federal Funds	Nonlimited Other Funds	Nonlimited Federal Funds	All Funds
<b>Personal Services</b>							
Temporary Appointments	-	-	478	-	-	-	478
Overtime Payments	-	-	61	836	-	-	897
Shift Differential	-	-	-	-	-	-	-
All Other Differential	-	-	308	5,203	-	-	5,511
Public Employees' Retire Cont	-	-	67	1,093	-	-	1,160
Pension Obligation Bond	-	-	71,619	2,238	-	-	73,857
Social Security Taxes	-	-	66	462	-	-	528
Unemployment Assessments	-	-	250	-	-	-	250
Mass Transit Tax	-	-	5,646	-	-	-	5,646
Vacancy Savings	-	-	5,043	(20,842)	-	-	(15,799)
Reconciliation Adjustment	-	-	(133)	(1,555)	-	-	(1,688)
<b>Total Personal Services</b>	-	-	<b>\$83,405</b>	<b>(\$12,565)</b>	-	-	<b>\$70,840</b>
<b>Total Expenditures</b>							
Total Expenditures	-	-	83,405	(12,565)	-	-	70,840
<b>Total Expenditures</b>	-	-	<b>\$83,405</b>	<b>(\$12,565)</b>	-	-	<b>\$70,840</b>
<b>Ending Balance</b>							
Ending Balance	-	-	(83,405)	12,565	-	-	(70,840)
<b>Total Ending Balance</b>	-	-	<b>(\$83,405)</b>	<b>\$12,565</b>	-	-	<b>(\$70,840)</b>

\_\_\_\_ Agency Request  
2015-17 Biennium

\_\_\_\_ Governor's Budget  
Page \_\_\_\_\_

\_\_\_\_ Legislatively Adopted  
Essential and Policy Package Fiscal Impact Summary - BPR013

\_\_\_\_ Agency Request

\_\_\_\_ Governor's Budget

  X   Legislatively Adopted

Budget Page H-29

**ESSENTIAL AND POLICY PACKAGE FISCAL IMPACT SUMMARY**

Forestry, Dept of  
Pkg: 022 - Phase-out Pgm & One-time Costs

Cross Reference Name: Agency Administration  
Cross Reference Number: 62900-008-00-00-00000

<i>Description</i>	General Fund	Lottery Funds	Other Funds	Federal Funds	Nonlimited Other Funds	Nonlimited Federal Funds	All Funds
<b>Revenues</b>							
General Fund Appropriation	(196,000)	-	-	-	-	-	(196,000)
Tsfr From Administrative Svcs	-	(2,885,000)	-	-	-	-	(2,885,000)
<b>Total Revenues</b>	<b>(\$196,000)</b>	<b>(\$2,885,000)</b>	<b>-</b>	<b>-</b>	<b>-</b>	<b>-</b>	<b>(\$3,081,000)</b>
<b>Services &amp; Supplies</b>							
Professional Services	(196,000)	(2,885,000)	(400,000)	-	-	-	(3,481,000)
Undistributed (S.S.)	-	-	-	-	-	-	-
<b>Total Services &amp; Supplies</b>	<b>(\$196,000)</b>	<b>(\$2,885,000)</b>	<b>(\$400,000)</b>	<b>-</b>	<b>-</b>	<b>-</b>	<b>(\$3,481,000)</b>
<b>Capital Outlay</b>							
Land and Improvements	-	-	-	-	-	-	-
<b>Total Capital Outlay</b>	<b>-</b>	<b>-</b>	<b>-</b>	<b>-</b>	<b>-</b>	<b>-</b>	<b>-</b>
<b>Total Expenditures</b>							
Total Expenditures	(196,000)	(2,885,000)	(400,000)	-	-	-	(3,481,000)
<b>Total Expenditures</b>	<b>(\$196,000)</b>	<b>(\$2,885,000)</b>	<b>(\$400,000)</b>	<b>-</b>	<b>-</b>	<b>-</b>	<b>(\$3,481,000)</b>
<b>Ending Balance</b>							
Ending Balance	-	-	400,000	-	-	-	400,000
<b>Total Ending Balance</b>	<b>-</b>	<b>-</b>	<b>\$400,000</b>	<b>-</b>	<b>-</b>	<b>-</b>	<b>\$400,000</b>



**ESSENTIAL AND POLICY PACKAGE FISCAL IMPACT SUMMARY**

**Forestry, Dept of  
Pkg: 031 - Standard Inflation**

**Cross Reference Name: Agency Administration  
Cross Reference Number: 62900-008-00-00-00000**

<i>Description</i>	General Fund	Lottery Funds	Other Funds	Federal Funds	Nonlimited Other Funds	Nonlimited Federal Funds	All Funds
<b>Services &amp; Supplies</b>							
Instate Travel	-	-	5,404	93	-	-	5,497
Out of State Travel	-	-	639	11	-	-	650
Employee Training	-	-	4,422	296	-	-	4,718
Office Expenses	-	-	6,639	327	-	-	6,966
Telecommunications	-	-	4,972	103	-	-	5,075
State Gov. Service Charges	-	-	3,372,566	(10,844)	-	-	3,361,722
Data Processing	-	-	297	4	-	-	301
Publicity and Publications	-	-	2,148	920	-	-	3,068
Professional Services	-	-	25,677	8,956	-	-	34,633
IT Professional Services	-	-	30,254	-	-	-	30,254
Attorney General	-	-	20,928	8	-	-	20,936
Employee Recruitment and Develop	-	-	1,292	6	-	-	1,298
Dues and Subscriptions	-	-	395	14	-	-	409
Fuels and Utilities	-	-	-	-	-	-	-
Facilities Maintenance	-	-	129	-	-	-	129
Food and Kitchen Supplies	-	-	462	-	-	-	462
Medical Services and Supplies	-	-	-	-	-	-	-
Agency Program Related S and S	-	-	1,694	816	-	-	2,510
Intra-agency Charges	-	-	-	-	-	-	-
Other Services and Supplies	-	-	13,605	-	-	-	13,605
Expendable Prop 250 - 5000	-	-	547	182	-	-	729
IT Expendable Property	-	-	8,734	320	-	-	9,054
<b>Total Services &amp; Supplies</b>	-	-	<b>\$3,500,804</b>	<b>\$1,212</b>	-	-	<b>\$3,502,016</b>

\_\_\_\_ Agency Request  
2015-17 Biennium

\_\_\_\_ Governor's Budget  
Page \_\_\_\_\_

\_\_\_\_ Legislatively Adopted  
Essential and Policy Package Fiscal Impact Summary - BPR013

\_\_\_\_ Agency Request

\_\_\_\_ Governor's Budget

  X   Legislatively Adopted

Budget Page H-31

**ESSENTIAL AND POLICY PACKAGE FISCAL IMPACT SUMMARY**

Forestry, Dept of  
Pkg: 031 - Standard Inflation

Cross Reference Name: Agency Administration  
Cross Reference Number: 62900-008-00-00-00000

<i>Description</i>	General Fund	Lottery Funds	Other Funds	Federal Funds	Nonlimited Other Funds	Nonlimited Federal Funds	All Funds
<b>Capital Outlay</b>							
Office Furniture and Fixtures	-	-	1,234	417	-	-	1,651
Technical Equipment	-	-	-	-	-	-	-
Industrial and Heavy Equipment	-	-	-	-	-	-	-
Data Processing Software	-	-	5,085	333	-	-	5,418
Data Processing Hardware	-	-	363	323	-	-	686
Land and Improvements	-	-	-	-	-	-	-
Building Structures	-	-	-	-	-	-	-
Other Capital Outlay	-	-	-	-	-	-	-
<b>Total Capital Outlay</b>	-	-	<b>\$6,682</b>	<b>\$1,073</b>	-	-	<b>\$7,755</b>
<b>Total Expenditures</b>							
Total Expenditures	-	-	3,507,486	2,285	-	-	3,509,771
<b>Total Expenditures</b>	-	-	<b>\$3,507,486</b>	<b>\$2,285</b>	-	-	<b>\$3,509,771</b>
<b>Ending Balance</b>							
Ending Balance	-	-	(3,507,486)	(2,285)	-	-	(3,509,771)
<b>Total Ending Balance</b>	-	-	<b>(\$3,507,486)</b>	<b>(\$2,285)</b>	-	-	<b>(\$3,509,771)</b>

**ESSENTIAL AND POLICY PACKAGE FISCAL IMPACT SUMMARY**

Forestry, Dept of  
Pkg: 032 - Above Standard Inflation

Cross Reference Name: Agency Administration  
Cross Reference Number: 62900-008-00-00-00000

<i>Description</i>	General Fund	Lottery Funds	Other Funds	Federal Funds	Nonlimited Other Funds	Nonlimited Federal Funds	All Funds
<b>Services &amp; Supplies</b>							
Employee Training	-	-	(5,839)	-	-	-	(5,839)
Office Expenses	-	-	(25,446)	-	-	-	(25,446)
Professional Services	-	-	2,567	896	-	-	3,463
IT Professional Services	-	-	3,025	-	-	-	3,025
Employee Recruitment and Develop	-	-	4,646	-	-	-	4,646
Other Services and Supplies	-	-	237,215	-	-	-	237,215
<b>Total Services &amp; Supplies</b>	-	-	<b>\$216,168</b>	<b>\$896</b>	-	-	<b>\$217,064</b>
<b>Total Expenditures</b>							
Total Expenditures	-	-	216,168	896	-	-	217,064
<b>Total Expenditures</b>	-	-	<b>\$216,168</b>	<b>\$896</b>	-	-	<b>\$217,064</b>
<b>Ending Balance</b>							
Ending Balance	-	-	(216,168)	(896)	-	-	(217,064)
<b>Total Ending Balance</b>	-	-	<b>(\$216,168)</b>	<b>(\$896)</b>	-	-	<b>(\$217,064)</b>

\_\_\_\_ Agency Request  
2015-17 Biennium

\_\_\_\_ Governor's Budget  
Page \_\_\_\_\_

\_\_\_\_ Legislatively Adopted  
Essential and Policy Package Fiscal Impact Summary - BPR013

\_\_\_\_ Agency Request

\_\_\_\_ Governor's Budget

  X   Legislatively Adopted

Budget Page H-33

**ESSENTIAL AND POLICY PACKAGE FISCAL IMPACT SUMMARY**

Forestry, Dept of  
Pkg: 060 - Technical Adjustments

Cross Reference Name: Agency Administration  
Cross Reference Number: 62900-008-00-00-00000

<i>Description</i>	General Fund	Lottery Funds	Other Funds	Federal Funds	Nonlimited Other Funds	Nonlimited Federal Funds	All Funds
<b>Services &amp; Supplies</b>							
Telecommunications	-	-	1,422,521	-	-	-	1,422,521
State Gov. Service Charges	-	-	(3,697,028)	-	-	-	(3,697,028)
Data Processing	-	-	2,274,507	-	-	-	2,274,507
<b>Total Services &amp; Supplies</b>	-	-	-	-	-	-	-
<b>Total Expenditures</b>							
Total Expenditures	-	-	-	-	-	-	-
<b>Total Expenditures</b>	-	-	-	-	-	-	-
<b>Ending Balance</b>							
Ending Balance	-	-	-	-	-	-	-
<b>Total Ending Balance</b>	-	-	-	-	-	-	-

## Budget Narrative

Department of Forestry

Agency Administration Program

Program Unit Narrative

Essential Package #	Essential Package Title
031	Standard Inflation

The Cost of Goods and Services increased by \$127,113 All Funds. This is based on the standard 3 percent inflation factor for Services & Supplies and Capital Outlay items, except for State Government Service Charges and Attorney General Charges, which are based on the 2015-2017 Price List of Goods and Services. State Government Services Charges increased by \$3,361,722. Attorney General charges increased by \$20,936. Building Rents had no increase. The total amount of this package in Agency Administration is \$3,509,771 All funds, including \$3,507,486 Other Funds and \$2,285 Federal Funds.

Essential Package #	Essential Package Title
032	Above Standard Inflation

Per Budget Instructions, Professional Services and IT Professional Services receive an additional 0.3% inflation above standard 3%, resulting in an adjustment of \$216,168 Other Funds and \$896 Federal Funds. Several Estimated Charges which were previously included in the State Government Service Charge Assessment (CSG 4225) have been moved out of that expenditure category in the Base Budget, and moved into several regular expenditure categories. The result of this change is an increase of \$217,064 All Funds.

Essential Package #	Essential Package Title
050	Fund Shifts

None.

Essential Package #	Essential Package Title
060	Technical Adjustments

None.

Agency Request

Governor's Budget

Legislatively Adopted

Budget Page H-35  
107BF02

## Budget Narrative

---

Department of Forestry

Agency Administration Program

Program Unit Narrative

### Summary of All Program Enhancement Packages

Package #	Priority	Component	Component Title	All Funds	Positions/ FTEs	Page #
181	05	A	Services and Supplies Shortfall	\$580,000	0 / 0.00	H-37
182	17	A	Agency Administration Technical Adjustments	\$116,182	1 / 0.71	H-41
184	21	n/a	IT Restructure	\$29,962	0 / 0.00	H-47
185	22	n/a	ODF Federal Forests Restoration	\$5,000,000	4 / 7.64	H-53
840	n/a	n/a	End of Session Adjustments	(869,237)	0 / 0.00	H-61
850	n/a	n/a	Clackamas Forestry Product Cooperative Project	400,000	0 / 0.00	H-63
<b>Total LAB Packages:</b>				<b>\$5,256,907</b>	<b>5 / 8.35</b>	

Agency Request

Governor's Budget

Legislatively Adopted

Budget Page H-36  
107BF02

## Budget Narrative

---

Department of Forestry

Agency Administration Program

Enhancement Package 181  
Narrative

Package #	Component	Priority	Policy Package Title
181	A	05	Services and Supplies Shortfall

**Purpose:**

This policy package provides funding for some essential discretionary (i.e. controllable) services and supplies budget for administrative costs. This is needed in order for the Agency Administration program to conduct its normal duties and daily operations.

**History:**

Since the 2001-2003 biennium the services and supplies funding for the Agency Administration program has been continuously eroded through a series of reductions, both administrative and permanent in nature (e.g. GF reductions, Administrative Baseline Study and Improving Government – Administration Consolidation Project). Even though a few positions were added during the last biennium as part of rebuilding this vital support service program for the Agency, no additional services and supplies budget was given to the program to support them, nor to replace any of the prior losses.

Currently 81 percent of the services and supplies budget for this program is non-discretionary. Non-discretionary costs include State Government Services Charges, Telecommunication (Voice Charges from the State Data Center), Data Processing (Data Charges from the State Data Center), Professional Services (FBII project) and IT Professional Services (IT Maintenance). These costs are not intended to provide organic funding to be used by the program for its daily operations, but instead are associated with agency-wide charges; the Agency Administration program is merely managing these payments in order to simplify the accounting process. This means that only 19 percent of its services and supplies budget is available for normal operations and daily agency support duties.

Based on the assessment of deferred and current program needs, the performance of core business functionality in Finance, Budgeting, Procurement, Human Resources, Public Affairs and Resource Planning will be hindered and substantially delayed, if no additional funding is added for Services and Supplies.

---

Agency Request

Governor's Budget

Legislatively Adopted

Budget Page H-37  
107BF02

## Budget Narrative

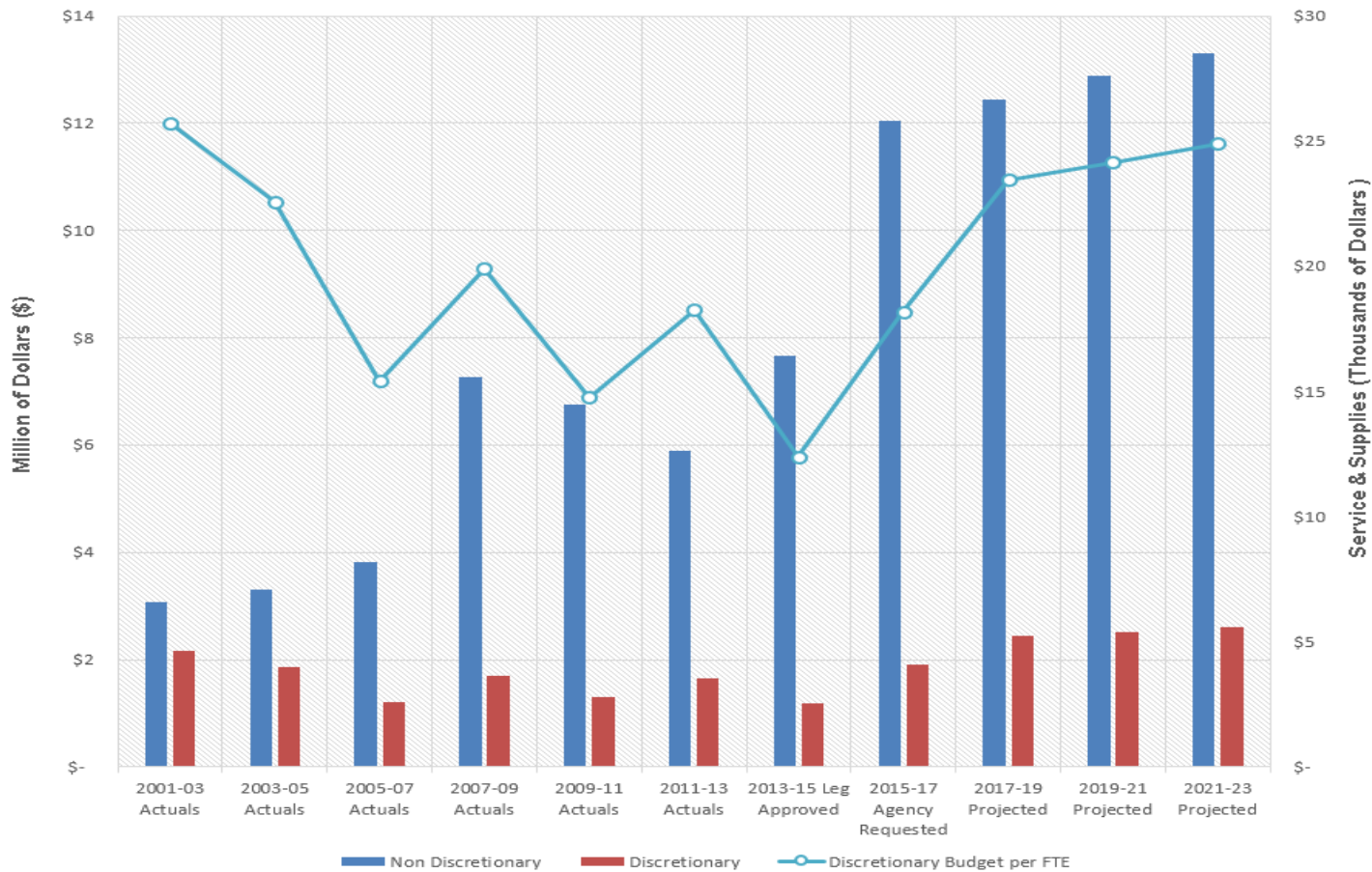
Department of Forestry

Agency Administration Program

Enhancement Package 181  
Narrative

**How Achieved:**

The Agency Administration program conducted an in-depth analysis of their discretionary services and supplies budget. The result of the exercise illustrated a shortfall in the program since the 2001-2003 biennium. The program will need a minimum investment of \$580,000 Other Funds and the corresponding General Fund from the Agency's operating programs to help pay for continuous and unimpeded service delivery.



Agency Request

Governor's Budget

Legislatively Adopted

Budget Page H-38  
107BF02



## Budget Narrative

---

Department of Forestry

Agency Administration Program

Enhancement Package 181  
Narrative

**Staffing Impact:**

None.

**Quantifying Results:**

Approval of this package will not only enable Agency Administration to continue its core business functions but will also ensure the unimpeded delivery of vital support service to the agency's operating programs and its stakeholders. The program being able to meet both deadlines and legally mandated requirement in each of its core areas will be the most direct and quantifiable measure of its success. Internal and external quantitative result of this package will be measured through customer satisfaction service surveys during the 2015-17 biennium.

**Revenue Source:**

This package, like all Agency Administration costs, will be funded using the Administrative Prorate system, which allocates funding across the operating programs. The total cost within the program for this package is \$580,000, coming from revenue transfers from the operating programs. This will result in the Fire Protection and Private Forests programs providing \$269,117 General Fund, while the remaining \$310,883 would be supplied from Other Funds by all the operating programs.

**Funding:**

	<u>Agency Requested</u>	<u>Governor's Budget</u>	<u>Legislatively Adopted</u>
General Fund	--	--	--
Lottery Funds	--	--	--
Other Funds	\$580,000	\$580,000	\$580,000
Federal Funds	--	--	--
All Funds:	<b>\$580,000</b>	<b>\$580,000</b>	<b>\$580,000</b>
Position/FTE:	<b>0 / 0.00</b>	<b>0 / 0.00</b>	<b>0 / 0.00</b>

Agency Request

Governor's Budget

Legislatively Adopted

Budget Page H-39  
107BF02

**ESSENTIAL AND POLICY PACKAGE FISCAL IMPACT SUMMARY**

Forestry, Dept of  
Pkg: 181 - Services & Supplies Shortfall

Cross Reference Name: Agency Administration  
Cross Reference Number: 62900-008-00-00-00000

<i>Description</i>	General Fund	Lottery Funds	Other Funds	Federal Funds	Nonlimited Other Funds	Nonlimited Federal Funds	All Funds
<b>Services &amp; Supplies</b>							
Professional Services	-	-	580,000	-	-	-	580,000
<b>Total Services &amp; Supplies</b>	-	-	<b>\$580,000</b>	-	-	-	<b>\$580,000</b>
<b>Total Expenditures</b>							
Total Expenditures	-	-	580,000	-	-	-	580,000
<b>Total Expenditures</b>	-	-	<b>\$580,000</b>	-	-	-	<b>\$580,000</b>
<b>Ending Balance</b>							
Ending Balance	-	-	(580,000)	-	-	-	(580,000)
<b>Total Ending Balance</b>	-	-	<b>(\$580,000)</b>	-	-	-	<b>(\$580,000)</b>

## Budget Narrative

---

Department of Forestry

Agency Administration Program

Enhancement Package 182  
Narrative

Package #	Component	Priority	Policy Package Title
182	A	17	Agency Administration Technical Adjustments

**Purpose:**

This policy package contains technical adjustments to existing positions, aligning position funding in several administrative positions, all staffed centrally in the Agency Administration program. All of these positions perform centralized administrative functions rather than program-specific functions. Technical corrections to funding sources and classification are needed. All are more appropriately funded through the Administrative Prorate than by outdated program-specific percentages.

**How Achieved:**

One of the four positions in this policy package is a technical adjustment to the classification:

- In the Resources Planning sub-program, the Natural Resources Specialist 3 position has received work-out-of-class pay since March of 2014 for work being done as a Natural Resources Specialist 4. This position is crucial to the success and development of the Resource and Planning sub-program in Agency Administration. This position provides technical and analytical support to the Department and the Board of Forestry. It coordinates issues management with other agencies and jurisdictions, develops analyses and recommends programs and policies to the Board and Department. Duties for this position also include data collection and analysis, policy analysis, and coordination of Board and agency strategic planning. It leads and/or coordinates the analysis of broad forestry or cross-program forest resource policy issues and assists in the development of agency and/or Board policy positions on state and national issues. It coordinates the development and maintenance of agency-wide forest resource research and monitoring strategies and positions both within the department as well as with other state and federal agencies and private landowners.

## Budget Narrative

---

Department of Forestry

Agency Administration Program

Enhancement Package 182  
Narrative

### How Achieved: (Cont.)

The remaining three positions each need their funding changed from program-specific funding to Agency Administration funding.

- The Director of the Partnership and Development program, a centralized management position located on the Department's Salem campus, is having its funding changed from 100 percent Federal Funds (Indirect Cost - Grants) to 90 percent Federal Funds and 10 percent Agency Administration funding (Other Funds – Administrative Prorate). It is more appropriate to fund a portion of this position through the Administrative Prorate than from one single fund type, as the position's duties include some administrative-related functions that directly benefit the Agency as a whole.
- The funding for the agencywide Revenue Accountant was being derived from smoke management funds generated from burn fees. This position's funding should be shifted to 100 percent Agency Administration as part of the administrative prorate. This position records agency-wide revenue regardless of the source and fund type, and acts as the single revenue agent/accountant for the entire Department. It is appropriate to fund this position centrally.
- Funding for the agencywide Disbursement Coordinator (Accounting Technician 3) position should be changed from 100 percent Federal Funds (Indirect Cost – Grants) to 100 percent administrative prorate, Other Funds. This position ensures the timely payment of all agency-wide bills, including many which are not necessarily related to Federal Grant administration and management. Funding this position as 100 percent administrative prorate is necessary to ensure that appropriate services are being paid for by appropriate funding streams, and in the long run will ensure the viability and transparency of the agency's Federal Grant program.

### Staffing Impact:

No new positions and FTEs are needed to fully implement this technical adjustment policy package. One position will be reclassified upwards, but the remaining 3 positions are only having their funding source changed.

---

Agency Request

Governor's Budget

Legislatively Adopted

Budget Page H-42  
107BF02

## Budget Narrative

---

Department of Forestry

Agency Administration Program

Enhancement Package 182  
Narrative

**Quantifying Results:**

A customer satisfaction survey which is already in use will go out to customers periodically with questions related to customer-support response.

**Revenue Source:**

The net impact to the Agency Administration program of position adjustments and funding swaps will be \$116,182, a net of increases to Other Funds and decreases to Federal Funds. Due to the funding structure of the Administration program, the revenue to support these costs will come from the Agency's operating programs. This will result in the Fire Protection and Private Forests programs providing 46.4 percent of the revenue (\$155,646) from General Fund, while the remaining \$179,803 would be supplied from Other Funds by all the operating programs.

**Funding:**

	<u>Agency Requested</u>	<u>Governor's Budget</u>	<u>Legislatively Adopted</u>
General Fund	--	--	--
Lottery Funds	--	--	--
Other Funds	\$335,449	\$335,449	\$335,449
Federal Funds	(\$219,267)	(\$219,267)	(\$219,267)
All Funds:	\$116,182	\$116,182	\$116,182
Position/FTE:	1 / 0.71	1 / 0.71	1 / 0.71

     Agency Request

     Governor's Budget

  X   Legislatively Adopted

Budget Page H-43  
107BF02

**ESSENTIAL AND POLICY PACKAGE FISCAL IMPACT SUMMARY**

Forestry, Dept of  
Pkg: 182 - Agency Administration Technical Adjustments

Cross Reference Name: Agency Administration  
Cross Reference Number: 62900-008-00-00-00000

<i>Description</i>	General Fund	Lottery Funds	Other Funds	Federal Funds	Nonlimited Other Funds	Nonlimited Federal Funds	All Funds
<b>Revenues</b>							
Federal Funds	-	-	-	(219,267)	-	-	(219,267)
<b>Total Revenues</b>	-	-	-	<b>(\$219,267)</b>	-	-	<b>(\$219,267)</b>
<b>Personal Services</b>							
Class/Unclass Sal. and Per Diem	-	-	217,984	(143,898)	-	-	74,086
Empl. Rel. Bd. Assessments	-	-	86	(55)	-	-	31
Public Employees' Retire Cont	-	-	39,477	(26,060)	-	-	13,417
Social Security Taxes	-	-	16,676	(11,008)	-	-	5,668
Worker's Comp. Assess. (WCD)	-	-	135	(86)	-	-	49
Mass Transit Tax	-	-	1,308	-	-	-	1,308
Flexible Benefits	-	-	59,783	(38,160)	-	-	21,623
<b>Total Personal Services</b>	-	-	<b>\$335,449</b>	<b>(\$219,267)</b>	-	-	<b>\$116,182</b>
<b>Total Expenditures</b>							
Total Expenditures	-	-	335,449	(219,267)	-	-	116,182
<b>Total Expenditures</b>	-	-	<b>\$335,449</b>	<b>(\$219,267)</b>	-	-	<b>\$116,182</b>
<b>Ending Balance</b>							
Ending Balance	-	-	(335,449)	-	-	-	(335,449)
<b>Total Ending Balance</b>	-	-	<b>(\$335,449)</b>	-	-	-	<b>(\$335,449)</b>

**ESSENTIAL AND POLICY PACKAGE FISCAL IMPACT SUMMARY**

Forestry, Dept of  
Pkg: 182 - Agency Administration Technical Adjustments

Cross Reference Name: Agency Administration  
Cross Reference Number: 62900-008-00-00-00000

<i>Description</i>	General Fund	Lottery Funds	Other Funds	Federal Funds	Nonlimited Other Funds	Nonlimited Federal Funds	All Funds
<b>Total Positions</b>							
Total Positions							1
<b>Total Positions</b>	-	-	-	-	-	-	<b>1</b>
<b>Total FTE</b>							
Total FTE							0.71
<b>Total FTE</b>	-	-	-	-	-	-	<b>0.71</b>

REPORT: PACKAGE FISCAL IMPACT REPORT

2015-17

PROD FILE

AGENCY:62900 DEPT OF FORESTRY

PICS SYSTEM: BUDGET PREPARATION

SUMMARY XREF:008-00-00 Agency Administration

PACKAGE: 182 - Agency Administration Technica

POSITION NUMBER	CLASS	COMP	CLASS NAME	POS CNT	FTE	MOS	STEP	RATE	GF SAL/OPE	OF SAL/OPE	FF SAL/OPE	LF SAL/OPE	AF SAL/OPE
0003450	OA	C1215	AA ACCOUNTANT 1	1	.71	17.00	09	4,358.00		74,086 40,788			74,086 40,788
0003496	OA	C8503	AA NATURAL RESOURCE SPECIALIST 3	1-	1.00-	24.00-	09	5,802.00		139,248- 66,511-			139,248- 66,511-
0003496	OA	C8504	AA NATURAL RESOURCE SPECIALIST 4	1	1.00	24.00	06	5,802.00		139,248 66,511			139,248 66,511
0004580	OA	C0212	AA ACCOUNTING TECHNICIAN 3	1-	1.00-	24.00-	09	3,974.00			95,376- 55,210-		95,376- 55,210-
0004580	OA	C0212	AA ACCOUNTING TECHNICIAN 3	1	1.00	24.00	09	3,974.00		95,376 55,210			95,376 55,210
0005176	MMS	X7008	AA PRINCIPAL EXECUTIVE/MANAGER E	1-	1.00-	24.00-	09	8,087.00			194,088- 80,638-		194,088- 80,638-
0005176	MMS	X7008	AA PRINCIPAL EXECUTIVE/MANAGER E	1	1.00	24.00	09	8,087.00		48,522 20,159	145,566 60,479		194,088 80,638
TOTAL PICS SALARY										217,984	143,898-		74,086
TOTAL PICS OPE										116,157	75,369-		40,788
TOTAL PICS PERSONAL SERVICES =				1	.71	17.00				334,141	219,267-		114,874



## Budget Narrative

Department of Forestry

Agency Administration Program

Enhancement Package 184  
Narrative

Package #	Component	Priority	Policy Package Title
184	A	21	IT Reorganization

Although the Information Technology (IT) program's support model has evolved over time to meet the Agency's changing needs, the program's staffing structure has not kept pace. This has led to several positions being worked out of class and team lead assignments that are not built into the position description. Also, there are positions that should be assigned the same duties but, due to position levels, can't be assigned this work. This has created several areas where the Agency depends on a single position to provide support to critical applications. This package aligns the IT staff structure to best meet the needs of the Agency, creates backup capacity in critical areas of support, and is structured to develop staff for succession planning.

This request is critical to ensuring the success of the State of Oregon's 10-year plan, ODF's Strategic plan and the IT Program's success in meeting agency objectives. Succession planning is part of the Agency Strategic Plan and is built into the culture of the organization.

### **Purpose:**

In the past two biennia, ODF has taken on several large IT projects that have significant support implications. The success of these systems requires a new support model. As these are mission-critical applications, the IT Program needs to ensure that it has the right staff, in the right positions, to effectively provide support. Redundancy in key positions is vital, and system availability will be a primary metric in determination of success. IT's current support structure is inadequate in that many ODF systems have a single support person who is the sole knowledge expert and singularly responsible for ensuring system availability. Additionally, recruitment and retention of staff has proved problematic, due to limited positional authority and a lack of a progressive career path within the IT Program structure. Over time, this has resulted in ODF losing pivotal support resources that were a singular source of institutional knowledge in critical areas, and thereby significantly impacted the IT Program's ability to support the Agency's systems and applications.

A project currently underway within the Private Forests Division encompasses a complete overhaul of the management and execution of the Forests Practices Act. In previous biennia the IT Program, in conjunction with staff from the Private Forests Division, undertook lean process review efforts, which resulted in the streamlining of critical business processes. This project identified a critical process path for administration of the Forest Practices Act, which then enabled the IT Program to procure contracted application development services focused on developing a new application that automates many manual processes that have been in place for decades. Soon, landowners and ODF staff will have the ability to submit notifications, fill out and send and receive inspection reports online – greatly improving the information processing flow while improving the overall communication between ODF and its landowners. For the first time, ODF will be supporting IT systems with a customer-facing component.

Agency Request

Governor's Budget

Legislatively Adopted

Budget Page H-47  
107BF02

## Budget Narrative

---

Department of Forestry

Agency Administration Program

Enhancement Package 184  
Narrative

**Purpose:** (Cont.)

This project ties to Oregon's 10-year plan for a Healthy Environment in several areas, including: protecting drinking water sources; improving monitoring of water quality; and balancing ecological and economic interests to improve the health of watersheds and fish and wildlife habitat. Metrics for the success of this program include improved water quality for Oregonians, and an increase in the number of inspections that ODF staff complete to ensure compliance with the Forest Practices Act.

Additionally, ODF staff are identifying ways to create further operational efficiencies by expanding the aforementioned system across the enterprise. Through a creative partnership, the Agency's Fire Protection and Private Forests Divisions are collaborating to expand development of the Forest Electronic Notification application to include automation of the Agency's industrial inspection processes. This expansion will allow the IT Program to leverage a single application for enterprise use, and improve the inspection processes through automation. In addition to this project, the Fire Protection Division is exploring modernization of its fire response system. Both of these systems are tied to Oregon's 10-year plan in many of the areas outlined above, but they also support protecting Oregon's forestlands through reducing wildland fires, and thus improving air quality and reducing resource damage.

Finally, the Agency's State Forest Division currently is in the process of modernizing its timber tracking and accounting system. For the first time, timber sales information will be tracked in a single, streamlined system instead of relying on a myriad of outdated solutions and manual processes. Metrics for this program include those listed above, as the State Forest Division must also adhere to the Forest Practices Act. Additional metrics include reduced administrative costs and better customer relationships.

**How Achieved:**

The proposed organizational structure changes have resulted from multiple internal planning efforts, which include: an internal review of IT functions; an Annual Operating Plan development process; efforts to align the IT program with Agency objectives; and succession planning activities. In order to provide continuity of support for the Agency's mission-critical systems, it is imperative that the IT Program create system knowledge redundancy and eliminate single points of unmitigated risk, as well as provide career advancement opportunities and effective succession planning in an effort to help retain agency institutional knowledge.

---

Agency Request

Governor's Budget

Legislatively Adopted

Budget Page H-48  
107BF02

## Budget Narrative

---

Department of Forestry

Agency Administration Program

Enhancement Package 184  
Narrative

### Staffing Impact:

Reclassify the current Support Services Supervisor 2 to a Principal Executive Manager C

- This position will oversee the business office and technical support teams to ensure management is available at the right level to support operation and strategic and program efforts.
- Creates a position where technical support staff in a team lead role could move into management.

Reclassify the current Office Specialist 2 to Administrative Specialist 1

- Several job duties will be moved from the former Support Services Supervisor 2 to the new Administrative Specialist 1 position. Additionally, purchasing of technical equipment will be moved out of the Technical Support Team.

Reclassify the current ISS6 Database Administrator to an ISS7 Database Administrator

- There are two database administrators in the IT Program doing similar work but compensated at different levels. To create redundancy for these critical positions, it is necessary to have these positions compensated at the same level. The work required to do this warrants the reclassification.

Reclassify the current ISS6 Systems Administrator to an ISS7 Team Lead Systems Administrator

- Create a Team Lead position within the Technical Support team to provide technical leadership and assignments for staff.
- Assign leadership duties to this position to create a career path for represented staff to move into management.

### Quantifying Results:

Once the new IT Program structure is in place, it will take time to complete cross training and informal position training.

---

Agency Request

Governor's Budget

Legislatively Adopted

Budget Page H-49  
107BF02

## Budget Narrative

---

Department of Forestry

Agency Administration Program

Enhancement Package 184  
Narrative

Metrics

- Application availability: It is expected that outage time will be reduced as there will be redundancy in support positions ensuring more staff are available to respond when issues arise.
- Customer satisfaction: A survey, already in use, will go out to customers on a periodic basis with questions related to support response. The surveyed customer base will include landowners and businesses.

Revenue Source:

These positions will cost the Agency Administration program a total of \$29,962 of Other Funds, funded through the Administrative Prorate system.

In general, the Administrative Prorate is the method used by the Department of Forestry to allocate all the costs of administering each of the agency's business functions to its operating programs that generate revenue by state funds or assessments. Therefore, revenue to cover all costs of this package will be transferred into the Agency Administration program from each of the operating programs based on their percentage of the Administrative Prorate. As a result, Department-wide there will be an additional \$13,901 of General Fund revenue support provided by the operating programs, the net cost share coming from both the Fire Protection and Private Forests programs. The remaining \$16,061 of revenue will be collected from the operating programs as Other Funds.

Funding:

	<u>Agency Requested</u>	<u>Governor's Budget</u>	<u>Legislatively Adopted</u>
General Fund	--	--	--
Lottery Funds	--	--	--
Other Funds	\$29,962	\$29,962	\$29,962
Federal Funds	--	--	--
<b>All Funds:</b>	<b>\$29,962</b>	<b>\$29,962</b>	<b>\$29,962</b>
<b>Position/FTE:</b>	<b>0 / 0.00</b>	<b>0 / 0.00</b>	<b>0 / 0.00</b>

---

Agency Request

Governor's Budget

Legislatively Adopted

Budget Page H-50  
107BF02

**ESSENTIAL AND POLICY PACKAGE FISCAL IMPACT SUMMARY**

Forestry, Dept of  
Pkg: 184 - IT Restructure

Cross Reference Name: Agency Administration  
Cross Reference Number: 62900-008-00-00-00000

<i>Description</i>	General Fund	Lottery Funds	Other Funds	Federal Funds	Nonlimited Other Funds	Nonlimited Federal Funds	All Funds
<b>Personal Services</b>							
Class/Unclass Sal. and Per Diem	-	-	23,712	-	-	-	23,712
Public Employees' Retire Cont	-	-	4,295	-	-	-	4,295
Social Security Taxes	-	-	1,813	-	-	-	1,813
Mass Transit Tax	-	-	142	-	-	-	142
<b>Total Personal Services</b>	-	-	<b>\$29,962</b>	-	-	-	<b>\$29,962</b>
<b>Total Expenditures</b>							
Total Expenditures	-	-	29,962	-	-	-	29,962
<b>Total Expenditures</b>	-	-	<b>\$29,962</b>	-	-	-	<b>\$29,962</b>
<b>Ending Balance</b>							
Ending Balance	-	-	(29,962)	-	-	-	(29,962)
<b>Total Ending Balance</b>	-	-	<b>(\$29,962)</b>	-	-	-	<b>(\$29,962)</b>

REPORT: PACKAGE FISCAL IMPACT REPORT

2015-17

PROD FILE

AGENCY:62900 DEPT OF FORESTRY

PICS SYSTEM: BUDGET PREPARATION

SUMMARY XREF:008-00-00 Agency Administration

PACKAGE: 184 - IT Restructure

POSITION NUMBER	CLASS	COMP	CLASS NAME	POS CNT	FTE	MOS	STEP	RATE	GF SAL/OPE	OF SAL/OPE	FF SAL/OPE	LF SAL/OPE	AF SAL/OPE
0000014	OA	C0104	AA OFFICE SPECIALIST 2	1-	1.00-	24.00-	09	3,290.00		78,960- 50,982-			78,960- 50,982-
0000014	OA	C0107	AA ADMINISTRATIVE SPECIALIST 1	1	1.00	24.00	07	3,290.00		78,960 50,982			78,960 50,982
0000026	OA	C1486	IA INFO SYSTEMS SPECIALIST 6	1-	1.00-	24.00-	09	6,507.00		156,168- 70,870-			156,168- 70,870-
0000026	OA	C1487	IA INFO SYSTEMS SPECIALIST 7	1	1.00	24.00	07	6,567.00		157,608 71,241			157,608 71,241
0000275	OA	C1486	IA INFO SYSTEMS SPECIALIST 6	1-	1.00-	24.00-	09	6,507.00		156,168- 70,870-			156,168- 70,870-
0000275	OA	C1487	IA INFO SYSTEMS SPECIALIST 7	1	1.00	24.00	07	6,567.00		157,608 71,241			157,608 71,241
0000361	MMS	X0113	AA SUPPORT SERVICES SUPERVISOR 2	1-	1.00-	24.00-	08	4,111.00		98,664- 56,057-			98,664- 56,057-
0000361	MMS	X7004	IA PRINCIPAL EXECUTIVE/MANAGER C	1	1.00	24.00	01	4,979.00		119,496 61,423			119,496 61,423
TOTAL PICS SALARY										23,712			23,712
TOTAL PICS OPE										6,108			6,108
TOTAL PICS PERSONAL SERVICES =				---	-----	-----			-----	-----	-----	-----	-----
					.00	.00				29,820			29,820

## Budget Narrative

Department of Forestry

Agency Administration Program

Enhancement Package 185  
Narrative

Package #	Priority	Policy Package Title
185	22	ODF Federal Forests Restoration

Package 185 has been funded at a level of \$5,000,000 Lottery Funds for Federal Forests Restoration. This investment will continue and expand funding to increase the pace and scale of federal forest management, reduce the risks of wildfire, enhance the ecological and recreational values, and supply wood products to support local economies.

### Purpose:

Federal agencies manage 60 percent of Oregon's forestland on behalf of the public. Restoration and management can improve ecological resiliency, habitat structure and function, and improve watershed conditions in these diverse forests. Simultaneously, active forest management supports local jobs, supplies raw material for sustainable wood products, and enhances recreation and other social benefits important in rural and urban communities.

An increase in restoration and management of federal forests would provide important ecosystem, economic, and social benefits for Oregonians, and would have positive effects in rural communities in which the forest products sector is the primary economic driver. Collaborative efforts have shown initial success in building renewed trust across stakeholder groups that historically have been at odds. These locally led efforts have helped re-establish a base of active management and reduce interest-based litigation. However, a sense of urgency exists statewide to significantly increase the pace and scale of work on federal forestland in order to support a viable forest sector (including infrastructure and workforce), diversify forest product and job opportunities (including connections to renewable energy), restore forest health and ecosystem conditions across large landscapes, and reduce the rising risks and costs associated with wildfire on public and adjoining non-federal lands.

There is particularly broad recognition that investing in proactive management before wildfires start can reduce risk across large landscapes – in addition to the watershed health, economic and social benefits. Roughly 12 million acres of Oregon's federal forests are over-stocked and at increased risk of uncharacteristically large and intense wildfires. Such wildfires intersect with community safety and ecological function, and threaten adjoining private forestlands. An increased program of work would sustain and help diversify wood products infrastructure and the workforce necessary to conduct forest stewardship activities with broad benefits.

Federal land managers recognize the need to increase active forest management and have begun responding to a public call for action. However, the need far outstrips the available federal agency capacity. For example, in the current federal budget, the U.S. Forest Service is called upon to staff its increased effort with 75 percent of the workforce it employed statewide in the early 2000s. Additionally, on average, fire suppression requires 33 percent of the Forest Service's total appropriated budget for Oregon National Forests, often diverting funds that otherwise would be directed towards proactive forest health management work. The current level of Congressional appropriations, as well as the agency's business model, achieves only minimal forest restoration. Meanwhile, the public costs of compromised forest health continue to grow.

\_\_\_ Agency Request

\_\_\_ Governor's Budget

X  Legislatively Adopted

Budget Page H-53  
107BF02

## Budget Narrative

---

Department of Forestry

Agency Administration Program

Enhancement Package 185  
Narrative

**Purpose:** (Cont.)

The budget package described here aligns with specific direction adopted by the Board of Forestry and acts on recommendations identified in the Board's 2009 *Achieving Oregon's Vision for Federal Forestlands* report and its adopted "Federal Forest Principles." This request continues the initial work funded by the Legislature in the 2013-2015 Federal Forest Health Collaboration package. Continuing and expanding this investment will increase the pace and scale of federal forest management actions to reduce the risk of uncharacteristic wildfire, enhance the ecological and recreational values that federal forests provide for Oregonians, and supply wood products to drive local and statewide economies. This investment would enable the state to leverage effective partnerships and business practice changes with the Federal agencies. It includes new approaches to data collection and planning, implementation of work on the ground, and other business practice efficiencies. A state-federal partnership funding approach more adequately recognizes and meets the need to increase the pace and scale of active forest stewardship and treatment.

This effort would support the Jobs and Economy goal in the Governor's 10-Year Plan by strengthening the forest sector in rural economies, and assist in achieving the Healthy Environments Goal by increasing restoration treatments that help protect multiple environmental values.

**How Achieved:**

The basis for the components of this budget package are informed by the implementation of the Federal Forest Health Collaboration package in the 2013-2015 biennium. That package was designed by the Federal Forest Advisory Committee's Implementation Working Group, which includes a broad range of agency and NGO stakeholders, to respond to a 2009 report to the Board of Forestry. The Oregon Department of Forestry has continued to engage the Implementation Working Group to shape this 2015-2017 request.

Funds in the ODF Federal Forests package would be used to expand the business partnership between ODF and the Forest Service. Specifically, the program would establish an active role for ODF in assisting with implementation of federal forest management projects. A portion of funds would be used to increase capacity within ODF districts, so the state could conduct pre-sale activities, such as unit layout and timber cruising, on approved federal projects. ODF would activate a Good Neighbor Agreement (GNA) with the Federal land management agencies to authorize the use of a combination of permanent and part-time employees to complete activities on Federal forests. A GNA is a new opportunity passed as part of the 2014 Farm Bill. ODF would use this 2015-2017 request to catalyze and evaluate various functions (in addition to pre-sale activities) for meaningfully increasing the pace of project implementation. ODF plans to incorporate this additional role and capacity into its normal business operations, thus allowing the state to develop a more robust business partnership and funding model to significantly increase the pace and scale of federal forest restoration and management. In addition to this increased implementation role, ODF would contract funds to evaluate and test new data collection and/or analysis methods to achieve time and cost efficiencies to complete required project-level environmental analysis.

---

Agency Request

Governor's Budget

Legislatively Adopted

Budget Page H-54  
107BF02



## Budget Narrative

---

Department of Forestry

Agency Administration Program

Enhancement Package 185  
Narrative

### How Achieved: (Cont.)

A second component of the Program would be Collaborative Support. Oregon is home to 23 local collaborative groups that have shown success in building a common vision and renewed trust across stakeholder groups and have helped re-establish a base program of active management. In Oregon, three National Forests have an eight-year track record of no litigation on vegetation management projects. Also, as a result of strong collaboration, three National Forests in Oregon were selected as pilots in a national competition to receive increased capacity to implement fuel reduction and forest restoration treatments. Some collaboratives have already or are poised to springboard from their initial success into large-scale work, while in other geographies, local entities have more recently begun to formalize collaborative structures and engagement with federal land managers. Funds in Collaborative Support would provide direct funding and technical assistance to local collaborative groups through a competitive grant award process. This would help maintain their momentum and grow their impact in increasing the pace, scale and complexity of forest restoration. State dollars would amplify the efforts of Oregon's unique cadre of collaboratives to grow this critical place-based work, allowing them to increase their capacity and impact. The Oregon Watershed Enhance Board (OWEB) would administer grants, as it has in the 2013-2015 package. ODF forecasts three grant solicitations during the biennium. In addition, ODF will contract to provide overarching service delivery to collaboratives and complete technical analysis at the project and landscape scale.

### Breakdown of budget:

**Total:** \$5 million

- State & Federal Business Partnership: \$2.25 million
- Collaborative Support: \$2.25 million
- Program Management and Administration: \$500,000

### Staffing Impact:

In order to take an active role in pre-sale activities, ODF will increase its staff capacity by:

- 4 full-time positions
- Extension of seasonal positions

More specifically:

### In the Field:

- 2 full-time Natural Resource Specialist (NRS 3) positions placed in ODF Districts
- 96 month-equivalent of seasonal positions extended (Forest Officers and Wildfire Suppression Specialists)
  - It is expected that ODF will extend the duration of 12 seasonal positions for 4 months per year

### In Salem:

- 1 full-time NRS 3 position in the Resource Planning Program to coordinate with District staff and provide overall project support
- 1 full-time Procurement Specialist 3 position to develop and implement contracts and agreements

---

Agency Request

Governor's Budget

Legislatively Adopted

Budget Page H-55  
107BF02

## Budget Narrative

---

Department of Forestry

Agency Administration Program

Enhancement Package 185  
Narrative

### Quantifying Results:

ODF will employ a robust monitoring component for the Federal Forest Program. ODF began this effort with a similar package funded in the 2013-2015 biennium. The previous work will allow ODF to gauge results in this Program against a 2012 baseline and the initial gains made with the 2013-2015 package. Selected metrics include:

#### *Economic*

- Increased timber supply measured as volume sold, volume under contract, and/or volume in “project pipeline”
- Jobs supported or generated as a derivative of active forest management and watershed health projects

#### *Ecological*

- Increased size, diversity and/or complexity of collaboratively developed projects
- Increase in acres ready for project implementation, following analysis as required by the National Environmental Policy Act
- Increased number of acres and watershed health projects contracted annually

#### *Social*

- Increased diversity in collaborative participation and support
- Reduction in appeals/litigation related to collaboratively developed projects

### Revenue Source:

The revenue for this package will be derived 100 percent from Lottery Funds.

---

Agency Request

Governor's Budget

Legislatively Adopted

Budget Page H-56  
107BF02

## Budget Narrative

---

Department of Forestry

Agency Administration Program

Enhancement Package 185  
Narrative

**Funding:**

	<u>Agency Requested</u>	<u>Governor's Budget</u>	<u>Legislatively Adopted</u>
General Fund	--	--	--
Lottery Funds	\$6,550,000	\$6,050,000	\$5,000,000
Other Funds	--	--	--
Federal Funds	--	--	--
<b>All Funds:</b>	<b>\$6,550,000</b>	<b>\$6,050,000</b>	<b>\$5,000,000</b>
<b>Position/FTE:</b>	<b>4 / 7.96</b>	<b>4 / 7.64</b>	<b>4 / 7.64</b>

---

Agency Request

Governor's Budget

Legislatively Adopted

Budget Page H-57  
107BF02

**ESSENTIAL AND POLICY PACKAGE FISCAL IMPACT SUMMARY**

Forestry, Dept of  
Pkg: 185 - ODF Federal Forest Restoration

Cross Reference Name: Agency Administration  
Cross Reference Number: 62900-008-00-00-00000

<i>Description</i>	General Fund	Lottery Funds	Other Funds	Federal Funds	Nonlimited Other Funds	Nonlimited Federal Funds	All Funds
<b>Revenues</b>							
Transfer In Lottery Proceeds	-	-	-	-	-	-	-
Tsfr From Administrative Svcs	-	5,000,000	-	-	-	-	5,000,000
<b>Total Revenues</b>	-	<b>\$5,000,000</b>	-	-	-	-	<b>\$5,000,000</b>
<b>Personal Services</b>							
Class/Unclass Sal. and Per Diem	-	697,248	-	-	-	-	697,248
Empl. Rel. Bd. Assessments	-	341	-	-	-	-	341
Public Employees' Retire Cont	-	126,270	-	-	-	-	126,270
Social Security Taxes	-	53,341	-	-	-	-	53,341
Worker's Comp. Assess. (WCD)	-	529	-	-	-	-	529
Mass Transit Tax	-	4,183	-	-	-	-	4,183
Flexible Benefits	-	234,048	-	-	-	-	234,048
Reconciliation Adjustment	-	(4,737)	-	-	-	-	(4,737)
<b>Total Personal Services</b>	-	<b>\$1,111,223</b>	-	-	-	-	<b>\$1,111,223</b>
<b>Services &amp; Supplies</b>							
Instate Travel	-	35,000	-	-	-	-	35,000
Employee Training	-	7,500	-	-	-	-	7,500
Office Expenses	-	15,000	-	-	-	-	15,000
Professional Services	-	2,500,000	-	-	-	-	2,500,000
Attorney General	-	10,440	-	-	-	-	10,440
IT Expendable Property	-	20,000	-	-	-	-	20,000
<b>Total Services &amp; Supplies</b>	-	<b>\$2,587,940</b>	-	-	-	-	<b>\$2,587,940</b>

\_\_\_\_ Agency Request  
2015-17 Biennium

\_\_\_\_ Governor's Budget  
Page \_\_\_\_\_

\_\_\_\_ Legislatively Adopted  
Essential and Policy Package Fiscal Impact Summary - BPR013

\_\_\_\_ Agency Request

\_\_\_\_ Governor's Budget

  X   Legislatively Adopted

Budget Page H-58

**ESSENTIAL AND POLICY PACKAGE FISCAL IMPACT SUMMARY**

Forestry, Dept of  
Pkg: 185 - ODF Federal Forest Restoration

Cross Reference Name: Agency Administration  
Cross Reference Number: 62900-008-00-00-00000

<i>Description</i>	General Fund	Lottery Funds	Other Funds	Federal Funds	Nonlimited Other Funds	Nonlimited Federal Funds	All Funds
<b>Special Payments</b>							
Spc Pmt to Watershed Enhance Bd	-	1,300,837	-	-	-	-	1,300,837
<b>Total Special Payments</b>	-	<b>\$1,300,837</b>	-	-	-	-	<b>\$1,300,837</b>
<b>Total Expenditures</b>							
Total Expenditures	-	5,000,000	-	-	-	-	5,000,000
<b>Total Expenditures</b>	-	<b>\$5,000,000</b>	-	-	-	-	<b>\$5,000,000</b>
<b>Ending Balance</b>							
Ending Balance	-	-	-	-	-	-	-
<b>Total Ending Balance</b>	-	-	-	-	-	-	-
<b>Total Positions</b>							
Total Positions							4
<b>Total Positions</b>	-	-	-	-	-	-	<b>4</b>
<b>Total FTE</b>							
Total FTE							7.64
<b>Total FTE</b>	-	-	-	-	-	-	<b>7.64</b>

POSITION NUMBER	CLASS	COMP	CLASS NAME	POS CNT	FTE	MOS	STEP	RATE	GF SAL/OPE	OF SAL/OPE	FF SAL/OPE	LF SAL/OPE	AF SAL/OPE
0001291	OXS	C8255	AA WILDLAND FIRE SUPPRESSION SPEC		.33	8.00	02	2,855.00				22,840 16,097	22,840 16,097
0002264	OXS	C8257	AA FOREST OFFICER		.33	8.00	02	3,774.00				30,192 17,992	30,192 17,992
0002287	OXS	C8255	AA WILDLAND FIRE SUPPRESSION SPEC		.33	8.00	02	2,855.00				22,840 16,097	22,840 16,097
0002314	OXS	C8257	AA FOREST OFFICER		.33	8.00	02	3,774.00				30,192 17,992	30,192 17,992
0003168	OXS	C8255	AA WILDLAND FIRE SUPPRESSION SPEC		.33	8.00	02	2,855.00				22,840 16,097	22,840 16,097
0003171	OXS	C8255	AA WILDLAND FIRE SUPPRESSION SPEC		.33	8.00	02	2,855.00				22,840 16,097	22,840 16,097
0003234	OXS	C8257	AA FOREST OFFICER		.33	8.00	02	3,774.00				30,192 17,992	30,192 17,992
0003378	OXS	C8257	AA FOREST OFFICER		.33	8.00	02	3,774.00				30,192 17,992	30,192 17,992
0003636	OXS	C8255	AA WILDLAND FIRE SUPPRESSION SPEC		.33	8.00	02	2,855.00				22,840 16,097	22,840 16,097
0003637	OXS	C8255	AA WILDLAND FIRE SUPPRESSION SPEC		.33	8.00	02	2,855.00				22,840 16,097	22,840 16,097
0004614	OXS	C8257	AA FOREST OFFICER		.33	8.00	02	3,774.00				30,192 17,992	30,192 17,992
0005427	OA	C8503	AA NATURAL RESOURCE SPECIALIST 3	1	1.00	24.00	02	4,161.00				99,864 56,366	99,864 56,366
0005428	OA	C8503	AA NATURAL RESOURCE SPECIALIST 3	1	1.00	24.00	02	4,161.00				99,864 56,366	99,864 56,366
0005429	OA	C8503	AA NATURAL RESOURCE SPECIALIST 3	1	1.00	24.00	02	4,161.00				99,864 56,366	99,864 56,366
0005430	OA	C0438	AA PROCUREMENT & CONTRACT SPEC 3	1	1.00	24.00	02	4,569.00				109,656 58,889	109,656 58,889

TOTAL PICS SALARY

Agency Request

Governor's Budget

X Legislatively Adopted

Budget Page H-60

TOTAL PICS PERSONAL SERVICES =

4 7.63 184.00

697,248 697,248

414,529

1,111,777 1,111,777

## Budget Narrative

Department of Forestry

Agency Administration Program

Enhancement Package 840  
Narrative

Package #	Priority	Policy Package Title
840	n/a	End of Session Adjustments

**Purpose:**

This package was added by the Legislature. It has 2 components in the Agency Administration program. These are the reductions to Attorney General and State Government Service Charges with a total of (\$869,237) All funds. The result is a reduction of (\$857,606) Other Funds and (\$127) Federal Funds.

**Revenue Source:**

This is an Other Funds reduction.

**Funding:**

	<u>Agency Requested</u>	<u>Governor's Budget</u>	<u>Legislatively Adopted</u>
General Fund	--	--	--
Lottery Funds	--	--	--
Other Funds	--	--	(\$869,110)
Federal Funds	--	--	(127)
<b>All Funds:</b>	<b>\$0</b>	<b>\$0</b>	<b>(\$869,237)</b>
<b>Position/FTE:</b>	<b>0 / 0.00</b>	<b>0 / 0.00</b>	<b>0 / 0.00</b>

Agency Request

Governor's Budget

Legislatively Adopted

Budget Page H-61  
107BF02

**ESSENTIAL AND POLICY PACKAGE FISCAL IMPACT SUMMARY**

Forestry, Dept of  
Pkg: 840 - SB 5507 End of Session

Cross Reference Name: Agency Administration  
Cross Reference Number: 62900-008-00-00-00000

<i>Description</i>	General Fund	Lottery Funds	Other Funds	Federal Funds	Nonlimited Other Funds	Nonlimited Federal Funds	All Funds
<b>Revenues</b>							
Federal Funds	-	-	-	(127)	-	-	(127)
<b>Total Revenues</b>	-	-	-	<b>(\$127)</b>	-	-	<b>(\$127)</b>
<b>Services &amp; Supplies</b>							
State Gov. Service Charges	-	-	(857,606)	(122)	-	-	(857,728)
Attorney General	-	-	(11,504)	(5)	-	-	(11,509)
<b>Total Services &amp; Supplies</b>	-	-	<b>(\$869,110)</b>	<b>(\$127)</b>	-	-	<b>(\$869,237)</b>
<b>Total Expenditures</b>							
Total Expenditures	-	-	(869,110)	(127)	-	-	(869,237)
<b>Total Expenditures</b>	-	-	<b>(\$869,110)</b>	<b>(\$127)</b>	-	-	<b>(\$869,237)</b>
<b>Ending Balance</b>							
Ending Balance	-	-	869,110	-	-	-	869,110
<b>Total Ending Balance</b>	-	-	<b>\$869,110</b>	-	-	-	<b>\$869,110</b>



## Budget Narrative

Department of Forestry

Agency Administration Program

Enhancement Package 850  
Narrative

Package #	Priority	Policy Package Title
850	n/a	Clackamas Forestry Product Cooperative Project.

**Purpose:**

This package provides a framework for Clackamas County to establish the Clackamas Forestry Product Cooperative Project as a pilot program for forestry products grown on non-forest. House Bill 2984 requires the State Forester to actively supervise and establish procedures and guidelines for the negotiations between the parties and to review the prices set by those negotiations. Additionally, the State Forester is required to set prices for forestry products bought and sold as part of the project and may take action to resolve disputes between parties that involve or arise out of the Clackamas Forestry Product Cooperative Project. House Bill 2984 requires the Oregon Department of Forestry and Clackamas County to enter into a memorandum of understanding for the county to reimburse the department for the actual costs of providing services for the benefit of the project.

**Revenue Source:**

This package is funded with a one-time General Fund appropriation.

**Funding:**

	<u>Agency Requested</u>	<u>Governor's Budget</u>	<u>Legislatively Adopted</u>
General Fund	--	--	\$400,000
Lottery Funds	--	--	--
Other Funds	--	--	--
Federal Funds	--	--	--
<b>All Funds:</b>	<b>\$0</b>	<b>\$0</b>	<b>\$400,000</b>
<b>Position/FTE:</b>	<b>0 / 0.00</b>	<b>0 / 0.00</b>	<b>0 / 0.00</b>

Agency Request

Governor's Budget

Legislatively Adopted

Budget Page **H-63**  
**107BF02**

**ESSENTIAL AND POLICY PACKAGE FISCAL IMPACT SUMMARY**

Forestry, Dept of  
Pkg: 850 - Substantive Bills

Cross Reference Name: Agency Administration  
Cross Reference Number: 62900-008-00-00-00000

<i>Description</i>	General Fund	Lottery Funds	Other Funds	Federal Funds	Nonlimited Other Funds	Nonlimited Federal Funds	All Funds
<b>Revenues</b>							
General Fund Appropriation	400,000	-	-	-	-	-	400,000
<b>Total Revenues</b>	<b>\$400,000</b>	-	-	-	-	-	<b>\$400,000</b>
<b>Special Payments</b>							
Dist to Counties	400,000	-	-	-	-	-	400,000
<b>Total Special Payments</b>	<b>\$400,000</b>	-	-	-	-	-	<b>\$400,000</b>
<b>Total Expenditures</b>							
Total Expenditures	400,000	-	-	-	-	-	400,000
<b>Total Expenditures</b>	<b>\$400,000</b>	-	-	-	-	-	<b>\$400,000</b>
<b>Ending Balance</b>							
Ending Balance	-	-	-	-	-	-	-
<b>Total Ending Balance</b>	-	-	-	-	-	-	-

**DETAIL OF LOTTERY FUNDS, OTHER FUNDS, AND FEDERAL FUNDS REVENUE**

Forestry, Dept of  
2015-17 Biennium

Agency Number: 62900

Cross Reference Number: 62900-008-00-00-00000

<i>Source</i>	2011-13 Actuals	2013-15 Leg Adopted Budget	2013-15 Leg Approved Budget	2015-17 Agency Request Budget	2015-17 Governor's Budget	2015-17 Leg Adopted Budget
<b>Lottery Funds</b>						
Transfer In Lottery Proceeds	-	-	-	6,550,000	-	-
Tsfr From Administrative Svcs	-	2,885,000	2,885,000	-	6,050,000	5,000,000
<b>Total Lottery Funds</b>	<b>-</b>	<b>\$2,885,000</b>	<b>\$2,885,000</b>	<b>\$6,550,000</b>	<b>\$6,050,000</b>	<b>\$5,000,000</b>
<b>Other Funds</b>						
Forest Protection Taxes	342,689	368,386	368,386	288,160	288,160	472,433
Business Lic and Fees	53,405	265,779	265,779	55,000	55,000	126,443
Charges for Services	-	175,746	175,746	-	-	-
General Fund Obligation Bonds	-	-	-	-	2,200,000	2,200,000
Interest Income	10,951	-	-	-	-	-
Sales Income	-	190,732	190,732	-	-	-
Donations	4,760	-	-	-	-	-
Other Revenues	38,600	40,368	40,368	-	-	41,579
Transfer In - Intrafund	10,293,744	14,167,804	14,530,490	19,152,652	19,152,652	16,016,903
Transfer from General Fund	9,898,978	11,407,984	11,624,871	16,545,135	14,965,996	14,736,357
Tsfr From OR Business Development	80,885	-	-	-	-	-
Tsfr From Lands, Dept of State	101,623	-	-	-	-	-
Transfer Out - Intrafund	(598,029)	(916,239)	(916,239)	(1,940,449)	(2,020,697)	(156,441)
<b>Total Other Funds</b>	<b>\$20,227,606</b>	<b>\$25,700,560</b>	<b>\$26,280,133</b>	<b>\$34,100,498</b>	<b>\$34,641,111</b>	<b>\$33,437,274</b>
<b>Federal Funds</b>						
Federal Funds	1,791,082	2,180,227	2,180,227	1,908,377	1,908,377	1,908,250
Tsfr From Military Dept, Or	238	-	-	-	-	-
<b>Total Federal Funds</b>	<b>\$1,791,320</b>	<b>\$2,180,227</b>	<b>\$2,180,227</b>	<b>\$1,908,377</b>	<b>\$1,908,377</b>	<b>\$1,908,250</b>

\_\_\_\_ Agency Request  
2015-17 Biennium

\_\_\_\_ Governor's Budget  
Page \_\_\_\_\_

\_\_\_\_ Legislatively Adopted  
Detail of LF, OF, and FF Revenues - BPR012

\_\_\_\_ Agency Request

\_\_\_\_ Governor's Budget

  X   Legislatively Adopted

Budget Page H-65

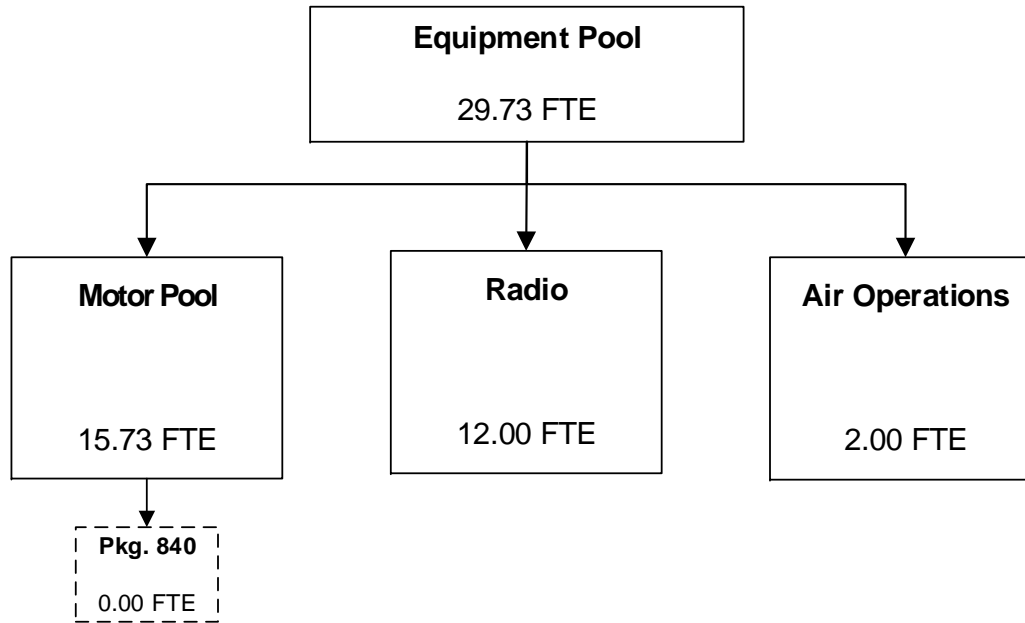
This Page Left Intentionally Blank

# Budget Narrative

Department of Forestry

Equipment Pool Program

Program Unit Organization Chart



Based on ORBITS Object 8250, Class/Unclass FTE Positions (Un-reconciled)

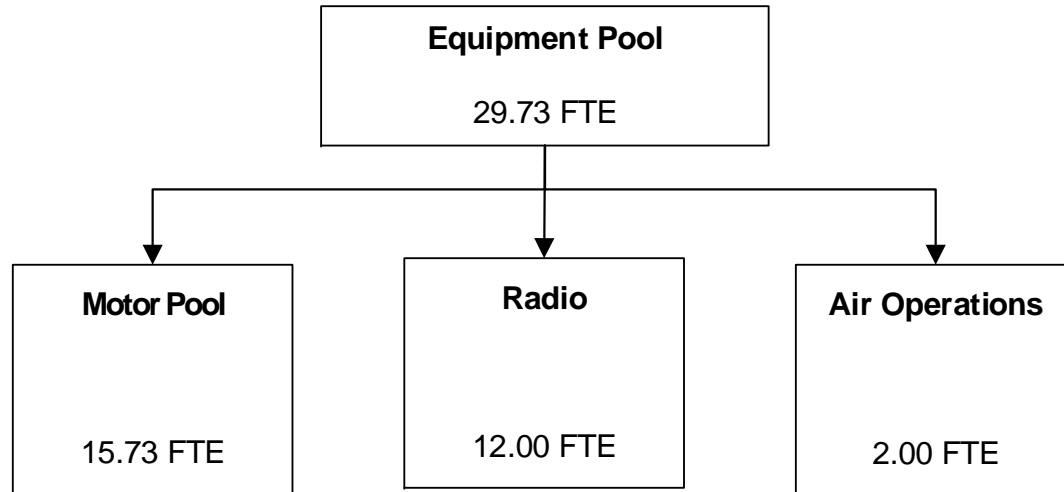
Current 2015-17 Structure

# Budget Narrative

Department of Forestry

Equipment Pool Program

Program Unit Organization Chart



Based on ORBITS Object 8250, Class/Unclass FTE Positions (Un-reconciled)

Prior 2013-15 Structure

Agency Request

Governor's Budget

Legislatively Adopted

Budget Page I-2  
107BF02

## Budget Narrative

Department of Forestry

Equipment Pool Program

Program Unit Executive Summary

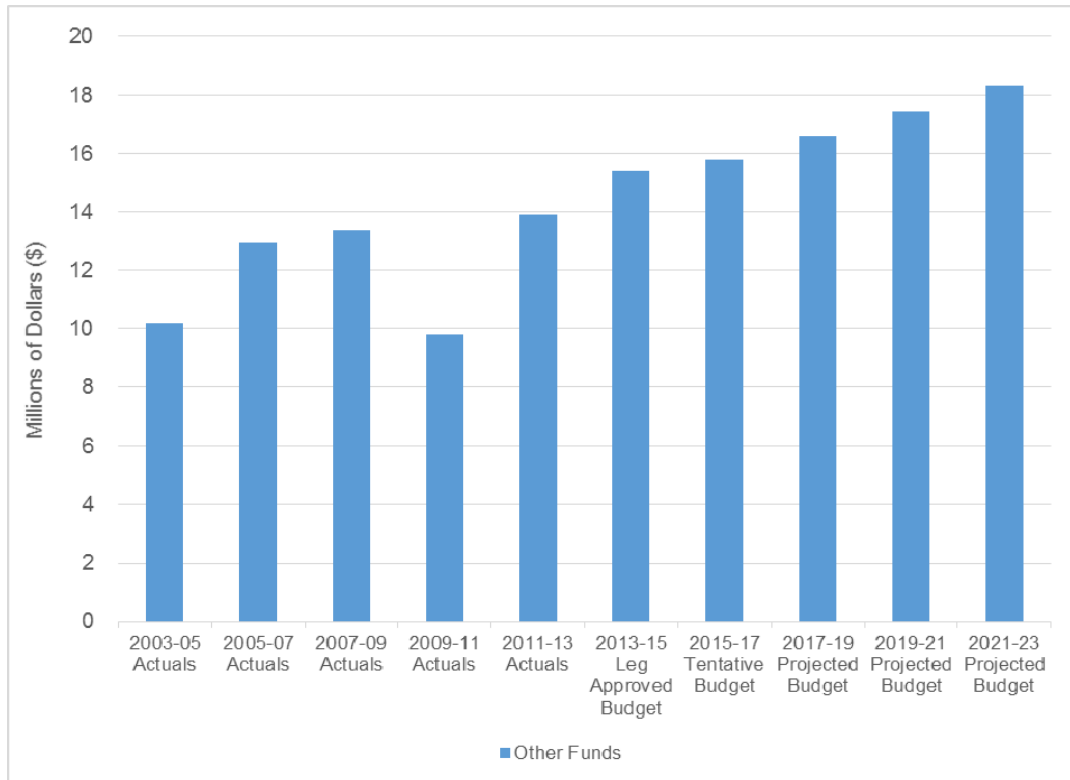
**10-Year Plan Outcome Areas:**

Primary Outcome Area: Safety  
 Secondary Outcome Area: Healthy Environment and Jobs

**Primary Program Contact:**

Eulus Newton, 503-945-7312; Doug Grafe 503-945-7204

**Program Total Funds Budget:**



*2011-13 and prior reflect actual expenditures, 2013-15 and forward reflect budget and projections*

Agency Request

Governor's Budget

Legislatively Adopted

Budget Page I-3  
107BF02

## Budget Narrative

---

Department of Forestry

Equipment Pool Program

Program Unit Narrative

### Program Overview:

The Equipment Pool programs (aviation, wireless radio communications, motor pool) are responsible for providing a variety of unique core logistical functions and services. These services are vital to the Department's operational programs' success in meeting their mission, goals, objectives and 10-year outcomes, and include policy and procedure management, budgeting, cost allocation, asset management, technical support, fleet management, day-to-day shop operations, and incident management team support.

### Program Funding Request:

For 2015-2017, the Equipment Pool Legislatively Adopted budget is \$15,812,911, all Other Funds. The estimated cost for 2017-19 is \$16,595,880 for 2019-21 is \$17,441,675; and for 2021-23 is \$18,355,039.

### Program Description:

The purpose of the Equipment Pool Program is to provide statewide management direction, guidance, and oversight of two internal service funds (Fund 3101 - air operations and motor pool, and Fund 3201 - wireless radio communications) at the State Treasury, as authorized by ORS 526.142 to 526.152. The Programs are self-supporting and managed like a non-profit business through multiple accounts and user assessments.

- An Air Operations Program operates and maintains Department fixed-wing aircraft for aerial surveys, passenger transportation, fire protection and support. ODF has provided aircraft-based surveys for Oregon federal, state and private forest health surveys since 1947.
- A decentralized Motor Pool Program that consists of five fleet types (equipment pool-owned, district-owned, four non-operating association fleets, federal excess personal property, and firefighter property). The program supports Salem Headquarters, three geographic operating areas, 12 districts with unit offices, South Fork Camp, Tillamook Forest Center, and mechanic shops. Primary functions include business management, statewide fleet management operations, shop operations, statewide consultation, and incident management team support.
- A decentralized Wireless Radio Communications infrastructure that consists of two VHF analog radio systems (57 VHF standalone fixed repeater sites and two independent simulcast systems that have 21 fixed repeater sites combined). This infrastructure supports a statewide wireless radio system for Salem Headquarters, 12 districts with unit offices, three Forest Protective Associations (Coos FPA, Douglas FPA, and Walker Range FPA), and both the Oregon Department of Parks and Recreation and the Department of Fish & Wildlife. Primary functions are business management, radio system design and engineering, radio system preventative maintenance and repair, equipment replacement, district fires and incident management team fire support as Communication Unit Leaders and/or Technicians.
- District mechanics and communication system analysts are supervised at the local districts.

---

Agency Request

Governor's Budget

Legislatively Adopted

Budget Page I-4  
107BF02



## Budget Narrative

---

Department of Forestry

Equipment Pool Program

Program Unit Narrative

### **Program Justification and Link to 10-Year Outcome:**

The Equipment Pool provides equipment and logistical support to Agency programs (Fire Protection, State Forests and Private Forests) and field operations in support of their statewide benchmark outcomes and program strategies.

### **Program Performance:**

The Equipment Pool Programs depend on software systems to manage and track equipment and equipment utilization. This information is used to develop and compare a variety of performance outcomes, which differ for each program and/or district. The data is used for reporting and comparing equipment outcomes, trends and/or anomalies.

- Fleet utilization metrics (mileage, repairs, services, fuel, and shop resources) are used to measure and develop operation and repair rates.
- Equipment life cycle standards and annual long-range planning help to forecast replacement outcomes and annual equipment assessments.
  - Work-order analysis assures effective preventative maintenance.

### **Enabling Legislation/Program Authorization:**

ORS 526.142 – 526.152 (526.144 ODF authority of equipment pool participation)

### **Funding Streams Supporting the Program:**

The Equipment Pool is funded through user assessments that derive from the diverse funding streams within each Agency program and district, based on the need for and/or purpose of the equipment. Please refer to Agency Administration and operational program budget narratives for details/explanation of actual fund sources.

### **Funding Proposal Comparison:**

The funding proposal for the Equipment Pool program for the 2015-17 biennium is a 2.49 percent All Funds increase compared to the 2013-15 Legislatively Approved Budget.

The 2015-17 Current Service Level (CSL) is a 2.52 percent All Funds increase compared to the 2013-15 Legislatively Approved Budget as of April 2014. The increase in the Current Service Level is due to (a) statewide inflation for goods and services and (b) approved exception for above-inflation items such as Professional Services and IT Professional Services. The program is not proposing any enhancement packages for the 2015-17 biennium. However, the rebalance package introduced at the end of the legislative session did reduce the total program budget.

---

Agency Request

Governor's Budget

Legislatively Adopted

Budget Page I-5  
107BF02

## Budget Narrative

Department of Forestry

Equipment Pool Program

Program Unit Executive Summary

**Expenditures by Fund Type, Positions and FTEs:**

Program Budget	2003-05	2005-07	2007-09	2009-11	2011-13	2013-15	2015-17	2017-19	2019-21	2021-23
	Actuals	Actuals	Actuals	Actuals	Actuals	Leg Approved	Leg Adopted	Projected	Projected	Projected
Other Funds	10,179,575	12,953,972	13,365,613	9,821,037	13,899,438	15,427,629	15,812,911	16,595,880	17,441,675	18,355,039
<b>Total Funds</b>	<b>10,179,575</b>	<b>12,953,972</b>	<b>13,365,613</b>	<b>9,821,037</b>	<b>13,899,438</b>	<b>15,427,629</b>	<b>15,812,911</b>	<b>16,595,880</b>	<b>17,441,675</b>	<b>18,355,039</b>
Positions	30	29	30	29	29	29	29	29	29	29
FTE	29.82	29.77	30.58	29.73	29.73	29.73	29.73	29.73	29.73	29.73

**Activities, Programs and Issues:**

The Equipment Pool will be planning and implementing approved recommendations from the 2012 statewide fleet review and the 2014 statewide Wireless Radio Communications review within the 2015-17 biennium.

**Important Background for Decision Makers:**

In 1965, the Oregon Department of Forestry was granted management of its own Equipment Pool due to the unique nature of its fire protection business (ORS 526.144). Department of Administrative Services (DAS) policies are followed to ensure compliance with state vehicle and equipment guidelines, but all daily management of equipment is handled through the Equipment Pool.

Future potential impacts affecting the Equipment Pool's resources and budgets include:

- 1) DAS interpretation of policies surrounding the management of ODF's fleet (i.e. minimum mileage standards).
- 2) Federal mandates to convert all existing radio equipment to digital frequency by 2016.
- 3) Potential Statewide Radio Project impacts that will be determined in the near future as the project is implemented.
- 4) Any potential budget reduction, which could affect the Equipment Pool's ability to collect replacement assessments; create an aging fleet due to lack of replacement funds and possible reduction of staff; and reduce overall equipment support and availability to the Agency's programs.
- 5) Internal policy changes that would update the life cycle vehicle replacement methodology, criteria, business and reporting needs.

Agency Request

Governor's Budget

Legislatively Adopted

Budget Page **I-6**  
**107BF02**

## Budget Narrative

---

Department of Forestry

Equipment Pool Program

Program Unit Narrative

Department of Forestry

Equipment Pool Program

Program Unit Executive Summary

### Revenue Sources and Proposed Revenue Changes:

The programs within the Equipment Pool are self-supporting and assess the users of the equipment (identified above – Program Description section). Assessments pay the costs to administer the programs, actual operational costs, and/or replacement to sustain future needs. The fund source behind the assessments is defined by the users of the equipment, which consists of approximately 730 pieces of fleet equipment; 3,400 pieces of radio equipment; and 4 aircraft (two equipment pool and two federal excess property property).

### Proposed New Laws:

None.

---

Agency Request

Governor's Budget

Legislatively Adopted

Budget Page I-7  
107BF02

## Budget Narrative

Department of Forestry

Equipment Pool Program

Program Unit Narrative

**Base Budget:**

	<u>Agency Requested</u>	<u>Governor's Budget</u>	<u>Legislatively Adopted</u>
Other Funds	\$15,509,696	\$15,509,696	\$15,509,696
<b>All Funds</b>	<b>\$15,509,696</b>	<b>\$15,509,696</b>	<b>\$15,509,696</b>
<b>Positions/FTE:</b>	<b>29 / 29.73</b>	<b>29 / 29.73</b>	<b>29 / 29.73</b>

**Essential Packages:**

	<u>Agency Requested</u>	<u>Governor's Budget</u>	<u>Legislatively Adopted</u>
Other Funds			
Package 010 Non-PICS Personal Svc	\$15,080	\$15,080	\$15,080
Package 031 Standard Inflation	\$291,713	\$285,625	\$291,713
Package 032 Above Standard Inflation	\$346	\$346	\$346
Sub-Total, Other Funds	<b>\$307,139</b>	<b>\$301,051</b>	<b>\$307,139</b>
<b>Total, All Funds</b>	<b>\$307,139</b>	<b>\$301,051</b>	<b>\$301,139</b>
<b>Positions/FTE:</b>	<b>0 / 0.00</b>	<b>0 / 0.00</b>	<b>0 / 0.00</b>

**Current Service Level:**

	<u>Agency Requested</u>	<u>Governor's Budget</u>	<u>Legislatively Adopted</u>
Other Funds	\$15,816,835	\$15,810,747	\$15,816,835
<b>Total, All Funds</b>	<b>\$15,816,835</b>	<b>\$15,810,747</b>	<b>\$15,816,835</b>
<b>Positions/FTE:</b>	<b>29 / 29.73</b>	<b>29 / 29.73</b>	<b>29 / 29.73</b>

Agency Request

Governor's Budget

Legislatively Adopted

Budget Page I-8  
107BF02

## Budget Narrative

Department of Forestry

Equipment Pool Program

Program Unit Narrative

**Policy Packages:**

	<u>Agency Requested</u>	<u>Governor's Budget</u>	<u>Legislatively Adopted</u>
Other Funds			
Package 840 Budget Rebalance - DAS Changes	--	--	(\$3,924)
<b>Sub-Total, Other Funds:</b>	<b>--</b>	<b>--</b>	<b>(\$3,924)</b>

**Total Program Biennial Budget:**

	<u>Agency Requested</u>	<u>Governor's Budget</u>	<u>Legislatively Adopted</u>
Other Funds	\$15,816,835	\$15,810,747	\$15,812,911
<b>All Funds:</b>	<b>\$15,816,835</b>	<b>\$15,810,747</b>	<b>\$15,812,911</b>
<b>Positions/FTE:</b>	<b>29 / 29.73</b>	<b>29 / 29.73</b>	<b>29 / 29.73</b>

Agency Request

Governor's Budget

Legislatively Adopted

Budget Page I-9  
107BF02

## Budget Narrative

Department of Forestry

Equipment Pool Program

Program Unit Narrative  
Essential Packages

Base Budget Package #	Base Budget Package Title
000	Current Service Level Exception Request - Base Budget Change

None.

Essential Package #	Essential Package Title
010	Non-PICS Personal Services Adjustments

This Package includes standard inflation of 3.0 percent on non-PICS items such as temporaries, overtime, shift differential, all other differentials and unemployment compensation, including the OPE associated with them. The sum of these non-PICS Personal Services items equals \$225. Mass Transit has increased by \$972 All Funds. The Equipment Pool program Vacancy Factor decreased from the prior biennium, resulting in \$74 Other Funds increase in Personal Services. This package also includes a \$13,844 Other Funds increase to the program's contribution to Pension Obligation Bond debt service. The net effect of the above is an increase of \$15,080.

Essential Package #	Essential Package Title
022	Program Phase Outs

None.

Essential Package #	Essential Package Title
031	Standard Inflation

The Cost of Goods and Services increased by \$305,258. This is based on the standard 3.0 percent inflation factor for Services & Supplies and Capital Outlay items, except for State Government Service Charges and Attorney General Charges, which are based on the 2015-17 Price List of Goods and Services. State Government Services Charges decreased by (\$17,615). Attorney General charges increased, resulting in an increase of \$4,070. The net effect of the package is an increase of \$291,713.

Essential Package #	Essential Package Title
032	Above Standard Inflation

Per Budget Instructions, Professional Services receive an additional 0.3% inflation above standard 3%, resulting in an adjustment of \$346 Other Funds.

Agency Request

Governor's Budget

Legislatively Adopted

Budget Page I-10  
107BF02

## Budget Narrative

---

Department of Forestry

Equipment Pool Program

Program Unit Narrative  
Essential Packages

Essential Package #	Essential Package Title
033	Exceptional Inflation

None.

Essential Package #	Essential Package Title
050	Fund Shifts

None.

Essential Package #	Essential Package Title
060	Technical Adjustments

None.

Modify Current Service Level	Essential Package Title
070	Enhancement Package No. 070: Revenue Shortfalls

None.

---

Agency Request

Governor's Budget

Legislatively Adopted

Budget Page I-11  
107BF02

**ESSENTIAL AND POLICY PACKAGE FISCAL IMPACT SUMMARY**

Forestry, Dept of  
Pkg: 010 - Non-PICS Psnl Svc / Vacancy Factor

Cross Reference Name: Equipment Pool  
Cross Reference Number: 62900-020-00-00-00000

<i>Description</i>	General Fund	Lottery Funds	Other Funds	Federal Funds	Nonlimited Other Funds	Nonlimited Federal Funds	All Funds
<b>Personal Services</b>							
Temporary Appointments	-	-	23	-	-	-	23
Overtime Payments	-	-	107	-	-	-	107
Shift Differential	-	-	-	-	-	-	-
All Other Differential	-	-	21	-	-	-	21
Public Employees' Retire Cont	-	-	23	-	-	-	23
Pension Obligation Bond	-	-	13,844	-	-	-	13,844
Social Security Taxes	-	-	12	-	-	-	12
Unemployment Assessments	-	-	39	-	-	-	39
Mass Transit Tax	-	-	972	-	-	-	972
Vacancy Savings	-	-	74	-	-	-	74
Reconciliation Adjustment	-	-	(35)	-	-	-	(35)
<b>Total Personal Services</b>	-	-	<b>\$15,080</b>	-	-	-	<b>\$15,080</b>
<b>Services &amp; Supplies</b>							
State Gov. Service Charges	-	-	-	-	-	-	-
Attorney General	-	-	-	-	-	-	-
<b>Total Services &amp; Supplies</b>	-	-	-	-	-	-	-
<b>Total Expenditures</b>							
Total Expenditures	-	-	15,080	-	-	-	15,080
<b>Total Expenditures</b>	-	-	<b>\$15,080</b>	-	-	-	<b>\$15,080</b>



**ESSENTIAL AND POLICY PACKAGE FISCAL IMPACT SUMMARY**

Forestry, Dept of  
Pkg: 010 - Non-PICS Psnl Svc / Vacancy Factor

Cross Reference Name: Equipment Pool  
Cross Reference Number: 62900-020-00-00-00000

<i>Description</i>	General Fund	Lottery Funds	Other Funds	Federal Funds	Nonlimited Other Funds	Nonlimited Federal Funds	All Funds
<b>Ending Balance</b>							
Ending Balance	-	-	(15,080)	-	-	-	(15,080)
<b>Total Ending Balance</b>	<b>-</b>	<b>-</b>	<b>(\$15,080)</b>	<b>-</b>	<b>-</b>	<b>-</b>	<b>(\$15,080)</b>

**ESSENTIAL AND POLICY PACKAGE FISCAL IMPACT SUMMARY**

**Forestry, Dept of  
Pkg: 031 - Standard Inflation**

**Cross Reference Name: Equipment Pool  
Cross Reference Number: 62900-020-00-00-00000**

<i>Description</i>	General Fund	Lottery Funds	Other Funds	Federal Funds	Nonlimited Other Funds	Nonlimited Federal Funds	All Funds
<b>Services &amp; Supplies</b>							
Instate Travel	-	-	6,028	-	-	-	6,028
Out of State Travel	-	-	53	-	-	-	53
Employee Training	-	-	1,040	-	-	-	1,040
Office Expenses	-	-	7,787	-	-	-	7,787
Telecommunications	-	-	8,217	-	-	-	8,217
State Gov. Service Charges	-	-	(17,615)	-	-	-	(17,615)
Data Processing	-	-	85	-	-	-	85
Publicity and Publications	-	-	107	-	-	-	107
Professional Services	-	-	3,457	-	-	-	3,457
Attorney General	-	-	4,070	-	-	-	4,070
Employee Recruitment and Develop	-	-	62	-	-	-	62
Dues and Subscriptions	-	-	500	-	-	-	500
Fuels and Utilities	-	-	23,588	-	-	-	23,588
Facilities Maintenance	-	-	-	-	-	-	-
Food and Kitchen Supplies	-	-	41	-	-	-	41
Medical Services and Supplies	-	-	-	-	-	-	-
Agency Program Related S and S	-	-	115,237	-	-	-	115,237
Intra-agency Charges	-	-	-	-	-	-	-
Other Services and Supplies	-	-	4,704	-	-	-	4,704
Expendable Prop 250 - 5000	-	-	36	-	-	-	36
IT Expendable Property	-	-	16,753	-	-	-	16,753
<b>Total Services &amp; Supplies</b>	-	-	<b>\$174,150</b>	-	-	-	<b>\$174,150</b>

**Capital Outlay**

Telecommunications Equipment	-	-	8,533	-	-	-	8,533
------------------------------	---	---	-------	---	---	---	-------

\_\_\_\_ Agency Request  
2015-17 Biennium

\_\_\_\_ Governor's Budget  
Page \_\_\_\_\_

\_\_\_\_ Legislatively Adopted  
Essential and Policy Package Fiscal Impact Summary - BPR013

\_\_\_\_ Agency Request

\_\_\_\_ Governor's Budget

  X   Legislatively Adopted

Budget Page I-14

**ESSENTIAL AND POLICY PACKAGE FISCAL IMPACT SUMMARY**

Forestry, Dept of  
Pkg: 031 - Standard Inflation

Cross Reference Name: Equipment Pool  
Cross Reference Number: 62900-020-00-00-00000

<i>Description</i>	General Fund	Lottery Funds	Other Funds	Federal Funds	Nonlimited Other Funds	Nonlimited Federal Funds	All Funds
<b>Capital Outlay</b>							
Technical Equipment	-	-	-	-	-	-	-
Industrial and Heavy Equipment	-	-	16,627	-	-	-	16,627
Automotive and Aircraft	-	-	92,403	-	-	-	92,403
Data Processing Hardware	-	-	-	-	-	-	-
Other Capital Outlay	-	-	-	-	-	-	-
<b>Total Capital Outlay</b>	-	-	<b>\$117,563</b>	-	-	-	<b>\$117,563</b>
<b>Total Expenditures</b>							
Total Expenditures	-	-	291,713	-	-	-	291,713
<b>Total Expenditures</b>	-	-	<b>\$291,713</b>	-	-	-	<b>\$291,713</b>
<b>Ending Balance</b>							
Ending Balance	-	-	(291,713)	-	-	-	(291,713)
<b>Total Ending Balance</b>	-	-	<b>(\$291,713)</b>	-	-	-	<b>(\$291,713)</b>

**ESSENTIAL AND POLICY PACKAGE FISCAL IMPACT SUMMARY**

Forestry, Dept of  
Pkg: 032 - Above Standard Inflation

Cross Reference Name: Equipment Pool  
Cross Reference Number: 62900-020-00-00-00000

<i>Description</i>	General Fund	Lottery Funds	Other Funds	Federal Funds	Nonlimited Other Funds	Nonlimited Federal Funds	All Funds
<b>Services &amp; Supplies</b>							
Professional Services	-	-	346	-	-	-	346
<b>Total Services &amp; Supplies</b>	-	-	<b>\$346</b>	-	-	-	<b>\$346</b>
<b>Total Expenditures</b>							
Total Expenditures	-	-	346	-	-	-	346
<b>Total Expenditures</b>	-	-	<b>\$346</b>	-	-	-	<b>\$346</b>
<b>Ending Balance</b>							
Ending Balance	-	-	(346)	-	-	-	(346)
<b>Total Ending Balance</b>	-	-	<b>(\$346)</b>	-	-	-	<b>(\$346)</b>

## Budget Narrative

Department of Forestry

Equipment Pool Program

Packages Summary

### Summary of All Program Enhancement Packages

Enhancement Package #	Priority	Component Title	All Funds	Positions/ FTEs	Page #
840	N/A	End of Session Adjustments	(\$3,924)	0 / 0.00	I - 18
<b>Total LAB Packages</b>			<b>(\$3,924)</b>	<b>0 / 0.00</b>	

Agency Request

Governor's Budget

Legislatively Adopted

Budget Page I-17  
107BF02

## Budget Narrative

Department of Forestry

Equipment Pool Program

Enhancement Package 840  
Narrative

Package #	Priority	Policy Package Title
840	n/a	End of Session Adjustments

**Governor's Budget: Recommended**

**Purpose:**

This package was added by the Legislature. In the Equipment Pool program it reduces Attorney General and State Government Service Charges. The result is a reduction of (\$3,924) Other Funds.

**Revenue Source:**

This is a reduction package.

**Funding:**

	<u>Agency Requested</u>	<u>Governor's Budget</u>	<u>Legislatively Adopted</u>
General Fund	--	--	--
Lottery Funds	--	--	--
Other Funds	--	--	(\$3,924)
Federal Funds	--	--	--
<b>All Funds:</b>	<b>\$0</b>	<b>\$0</b>	<b>(\$3,924)</b>
<b>Position/FTE:</b>	<b>0 / 0.00</b>	<b>0 / 0.00</b>	<b>0 / 0.00</b>

Agency Request

Governor's Budget

Legislatively Adopted

Budget Page I-18  
107BF02

**ESSENTIAL AND POLICY PACKAGE FISCAL IMPACT SUMMARY**

Forestry, Dept of  
Pkg: 840 - SB 5507 End of Session

Cross Reference Name: Equipment Pool  
Cross Reference Number: 62900-020-00-00-00000

<i>Description</i>	General Fund	Lottery Funds	Other Funds	Federal Funds	Nonlimited Other Funds	Nonlimited Federal Funds	All Funds
<b>Services &amp; Supplies</b>							
State Gov. Service Charges	-	-	(1,687)	-	-	-	(1,687)
Attorney General	-	-	(2,237)	-	-	-	(2,237)
<b>Total Services &amp; Supplies</b>	-	-	<b>(\$3,924)</b>	-	-	-	<b>(\$3,924)</b>
<b>Total Expenditures</b>							
Total Expenditures	-	-	(3,924)	-	-	-	(3,924)
<b>Total Expenditures</b>	-	-	<b>(\$3,924)</b>	-	-	-	<b>(\$3,924)</b>
<b>Ending Balance</b>							
Ending Balance	-	-	3,924	-	-	-	3,924
<b>Total Ending Balance</b>	-	-	<b>\$3,924</b>	-	-	-	<b>\$3,924</b>

**DETAIL OF LOTTERY FUNDS, OTHER FUNDS, AND FEDERAL FUNDS REVENUE**

Forestry, Dept of  
2015-17 Biennium

Agency Number: 62900

Cross Reference Number: 62900-020-00-00-00000

<i>Source</i>	2011-13 Actuals	2013-15 Leg Adopted Budget	2013-15 Leg Approved Budget	2015-17 Agency Request Budget	2015-17 Governor's Budget	2015-17 Leg Adopted Budget
<b>Other Funds</b>						
Charges for Services	5,137,192	12,031,523	12,031,523	5,336,487	5,336,487	5,336,487
Rents and Royalties	9,948,286	4,071,690	4,071,690	10,013,604	10,013,604	10,013,604
Sales Income	-	501,932	501,932	-	-	-
Other Revenues	1,239,521	519,119	519,119	2,296,925	2,296,925	2,296,925
Transfer In - Intrafund	87,962	-	-	-	-	-
Transfer Out - Intrafund	(1,992,143)	(1,558,875)	(1,586,562)	(2,489,379)	(2,489,379)	(2,281,175)
<b>Total Other Funds</b>	<b>\$14,420,818</b>	<b>\$15,565,389</b>	<b>\$15,537,702</b>	<b>\$15,157,637</b>	<b>\$15,157,637</b>	<b>\$15,365,841</b>

\_\_\_ Agency Request  
2015-17 Biennium

\_\_\_ Governor's Budget  
Page \_\_\_\_\_

\_\_\_ Legislatively Adopted  
Detail of LF, OF, and FF Revenues - BPR012

\_\_\_ Agency Request

\_\_\_ Governor's Budget

X  Legislatively Adopted

Budget Page I-20

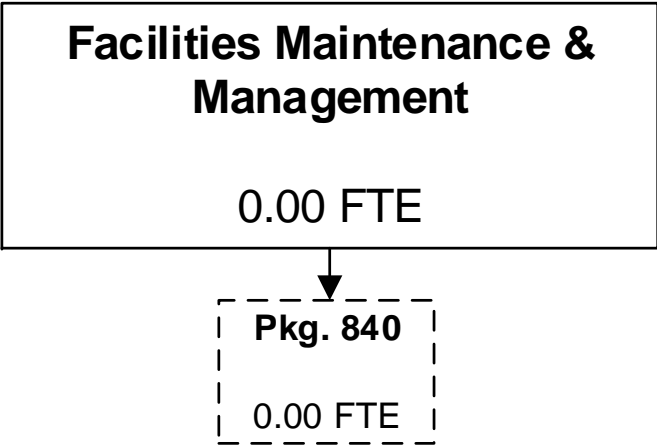


Budget Narrative

Department of Forestry

Facilities Program

Program Unit Organization Chart



Based on ORBITS Object 8250, Class/Unclass FTE Positions (Un-reconciled)

Current 2015-17 Structure

**Budget Narrative**

---

Department of Forestry

Facilities Program

Program Unit Organization Chart

**Facilities Maintenance &  
Management**

0.00 FTE

Based on ORBITS Object 8250, Class/Unclass FTE Positions (Un-reconciled)

Prior 2013-15 Structure

## Budget Narrative

Department of Forestry

Facilities Program

Program Unit Executive Summary

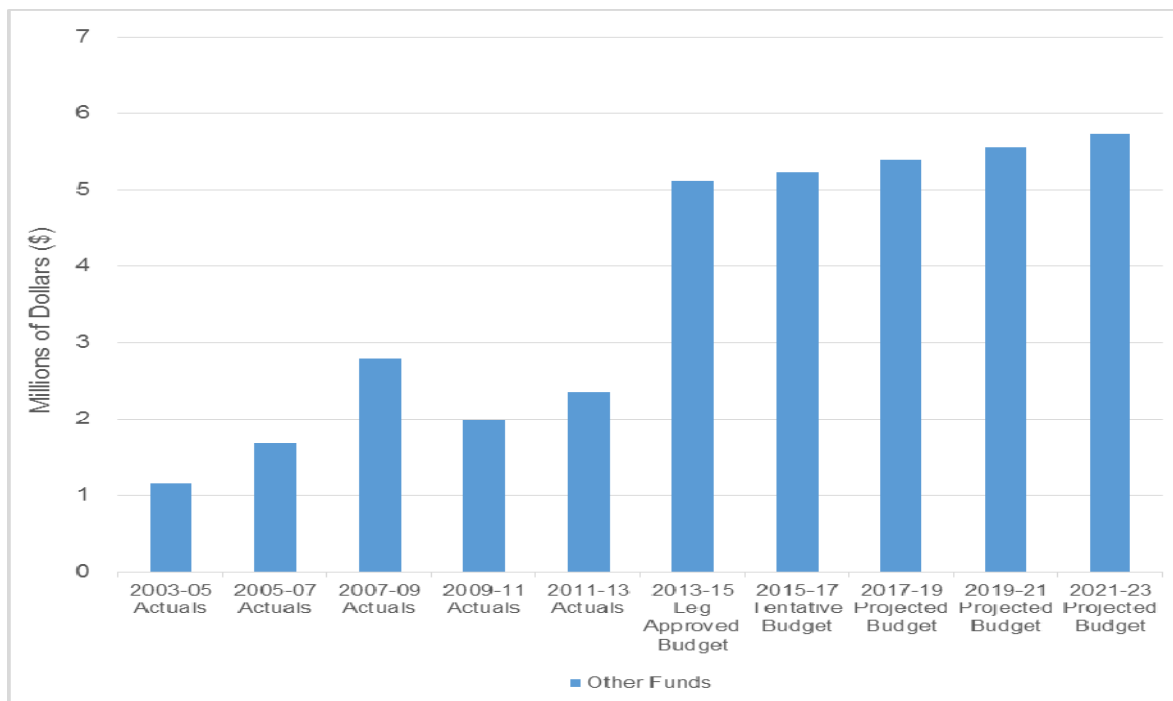
**10-Year Plan Outcome Areas:**

Primary Outcome Area: Improving Government

**Primary Program Contact:**

Chris Stewart, 503-945-7375

**Program Total Funds Budget:**



*2011-13 and prior reflect actual expenditures, 2013-15 and forward reflect budget and projections*

Agency Request

Governor's Budget

Legislatively Adopted

Budget Page **J-3**  
107BF02

## Budget Narrative

---

Department of Forestry

Facilities Program

Program Unit Executive Summary

### **Program Overview:**

The Facilities Maintenance and Management Program supports the Department of Forestry's missions through an integrated facilities management plan that protects the health and safety of the public and personnel, protects and preserves the Department's capabilities and capital investments, and minimizes life-cycle facilities costs. The objective of the Facilities Maintenance and Management Program is to ensure that sufficient funds are available for the Department's routine maintenance program, the reduction of deferred maintenance, and the implementation of prioritized capital construction and improvement projects.

### **Program Funding Request:**

For 2015-2017, the Facilities Management and Development program is requesting \$5,233,001 - Other Funds. The estimated cost for 2017-19 is \$5,385,965; for 2019-21 is \$5,548,800; and for 2021-23 is \$5,721,396.

### **Program Description:**

Facilities are the physical foundation of the Department's service delivery and contribute to the socioeconomic fabric of their communities. These facilities must be safe, energy efficient and provide the appropriate functional environment to meet the needs of the Department's operating programs. The program's customers include employees as well as stakeholders who visit Department facilities for services.

The Facilities Maintenance and Management Program manages the life cycle of the Department of Forestry's facilities assets. The Department regularly repairs or replaces those facilities and components that have served their useful life.

---

Agency Request

Governor's Budget

Legislatively Adopted

Budget Page J-4  
107BF02

## Budget Narrative

Department of Forestry

Facilities Program

Program Unit Executive Summary

**Funding Streams Supporting the Program:**

The current funding sources for capital projects and facilities operations and maintenance are General Fund, forest landowner assessments, net proceeds from state forest operations and harvest tax.

**Funding Proposal Comparison:**

The 2015-17 funding proposal represents adjustments made to the 2013-15 Legislatively Approved Budget including a standard statewide inflation factor. The program's 2015-17 Current Service Level (CSL) is a 2.2 percent increase from the 2013-15 Legislatively Approved Budget. The program is not proposing any enhancement packages for the 2015-17 biennium. However, the rebalance package introduced at the end of the legislative session did reduce the total program budget.

**Expenditures by Fund Type, Positions and FTEs:**

	2003-05	2005-07	2007-09	2009-11	2011-13	2013-15	2015-17	2017-19	2019-21	2021-23
Program Budget	Actuals	Actuals	Actuals	Actuals	Actuals	Leg Approved	Leg Adopted	Projected	Projected	Projected
Other Funds	1,145,162	1,674,895	2,793,887	1,979,242	2,346,289	5,119,694	5,233,001	5,385,965	5,548,800	5,721,396
<b>Total Funds</b>	<b>1,145,162</b>	<b>1,674,895</b>	<b>2,793,887</b>	<b>1,979,242</b>	<b>2,346,289</b>	<b>5,119,694</b>	<b>5,233,001</b>	<b>5,385,965</b>	<b>5,548,800</b>	<b>5,721,396</b>
Positions	1	1	1	1	-	-	-	-	-	-
FTE	1.00	1.00	0.95	0.95	0.00	0.00	0.00	0.00	0.00	0.00

Agency Request

Governor's Budget

Legislatively Adopted

Budget Page J-5  
107BF02

## Budget Narrative

Department of Forestry

Facilities Program

Program Unit Narrative

### **Activities, Programs and Issues:**

The major activity of the Facilities Maintenance and Management Program during the 2013-15 biennium is the development of a long-range capital renewal plan that addresses all facility needs, including major maintenance, deferred maintenance reduction, capital improvement and major construction.

The central point of the Department's capital plan is that it is strategically and analytically driven with a long-term view of how funding and debt service may be accomplished. The capital planning process is focused on:

- Linkage of the capital plan with Department strategic priorities;
- Centralized leadership of facilities capital planning with stakeholder involvement;
- Comprehensive needs assessments addressing all capital needs;
- Credibility of information, project prioritization and capital investment decisions;
- Development of a consistent funding framework.

Department leadership is currently developing a strategic planning context that identifies key planning issues, opportunities and priorities. Completion is nearing on acquisition of a facilities asset management system to provide a foundation for informed decision-making through improved capacity to quantify, track and analyze facilities needs and costs.

The next phase of the Department's capital planning process is the assessment of facilities needs and the organization of those needs into a capital plan. This phase is anticipated to be completed by the end of the 2013-15 biennium.

     Agency Request

     Governor's Budget

  X   Legislatively Adopted

Budget Page J-6  
107BF02

## Budget Narrative

Department of Forestry

Facilities Program

Program Unit Narrative

### **Important Background for Decision Makers:**

Since its establishment in 1911, the Department and the state's forest protection landowner associations have constructed and acquired facilities to support the Department's major program areas.

The Department's current building inventory includes 412 buildings with a current replacement value of approximately \$118 million. Outside of the Salem Headquarters buildings which house the Department's centralized operational and business functions, the balance of the buildings are within 12 Fire Protection Districts and five State Forests located throughout the state.

The Department's facilities support a wide range of activities including administrative functions, fire fighter support and dispatch, fire engine and equipment storage, vehicle repair and fabrication, reforestation activities, radio communication sites and forest fire lookouts. The acquisition of these facilities spans decades of building design, construction and workplace technologies.

Operations, maintenance and capital renewal budgets are established throughout the Department on a Fiscal Year basis through a collaborative budget development process with stakeholders.

### **Revenue Sources and Proposed Revenue Changes:**

Revenue for the Facilities Maintenance and Development program comes from Other Funds revenue transfer from the Department's operating programs (Fire Protection, State Forests and Private Forests). No new revenue streams are proposed for the 2015-17 biennium.

     Agency Request

     Governor's Budget

  X   Legislatively Adopted

Budget Page J-7  
107BF02

## Budget Narrative

Department of Forestry

Facilities Program

Program Unit Narrative

### Facilities Maintenance Summary Report

**AGENCY: DEPARTMENT OF FORESTRY**  
**Agency #: 629000**

Value of Buildings and Building Improvements		Facilities Operations and Maintenance (O&M) Budget		
Cost of Buildings (as reported to Risk Management)	Current Replacement Value (Risk Management)	Personal Services	Services & Supplies	Total
\$ 64,729,127	\$118,101,594	\$0	\$5,233,001	\$5,233,001
<b>Total Sq. Ft. of Bldgs: 903,866</b>		<b>2015-17 Maintenance Budget: \$2,767,515</b>		<b>Utilities Budget: \$ 2,870,268</b>
		<b>÷ Square Feet of building: \$3.06 sq. ft.</b>		
Total Outstanding Deferred Maintenance		Deferred Maintenance Budget 2015-17		
2015 Facilities Assessments Underway	Categories 1-2 TBD	Categories 3-5 TBD	Total	Personal Services
			\$0	\$0
				\$0
				\$0

**Briefly describe the software (or manual process) used to identify routine (including preventative) facility maintenance needs:**

The Department employs a computerized maintenance management system (CCMS) at its Salem Headquarters Campus. The Department uses manual systems for managing maintenance data at the balance of its facilities.

**What data elements do you track with software (or manual process) described above?**

The preventive maintenance elements tracked are mechanical, electrical, plumbing, civil and architectural equipment and systems.

**Briefly describe how the facilities maintenance budget is developed (note whether software (or manual process) described above is used in budget development).**

Facilities maintenance budgets are developed at the District or major administrative unit level. These budgets are prepared using a combination of previous biennium budget amounts plus adjustments for inflation and cost estimates of planned maintenance and repairs identified from both manual and electronic systems.

**Briefly describe the system or process used to identify Deferred Maintenance:**

The Department uses facilities condition assessment surveys conducted by both in-house and contracted resources.

**Briefly describe the process to provide funding for facilities maintenance. (e.g.; biennial appropriation; assessment to applicable programs to sustain a Capital Maintenance/ Improvement Fund authorized under ORS 276.285(2); etc.)**

Funding sources are forest landowner assessments, net proceeds from state forest operations and from Department operating programs on a Fiscal Year basis. Funds are deposited into the Department's Capital Maintenance / Improvement Fund to pay for facility related operation and maintenance costs, capital improvements, and major construction.

**Statutory references: ORS 276.229(2), ORS 276.227(5)**

Agency Request

Governor's Budget

Legislatively Adopted

Budget Page **J-8**  
107BF02



## Budget Narrative

Department of Forestry

Facilities Program

Program Unit Narrative

### Facilities Operations and Maintenance Report

	2011-13 Actual	FTE	2013-15 Leg Adopted Budget <sup>1</sup>	FTE	2013-15 Projected	FTE	2015-17 LAB	FTE
<b>General Fund</b>								
S&S – Utilities & Janitorial	\$ 215,145		--		\$ 306,483		--	
S&S – Maintenance	\$ 94,920		--		\$ 201,516		--	
<b>GF Subtotal</b>	<b>\$ 310,065</b>		<b>\$ 0</b>		<b>\$ 507,999</b>		<b>\$0</b>	
<b>Federal Funds</b>								
S&S – Utilities & Janitorial	\$ 65,823		--		\$ 72,650		--	
S&S – Maintenance	\$ 6,659		--		\$ 31,537		--	
<b>FF Subtotal</b>	<b>\$ 72,482</b>		<b>\$ 0</b>		<b>\$ 104,187</b>		<b>\$0</b>	
<b>Other Funds</b>								
Personal Services – Maintenance	\$ 208,401		\$ 0		\$ 0		\$ 0	
S&S – Utilities & Janitorial	\$ 1,530,813		\$ 2,399,297		\$ 1,479,331		\$2,678,687	
S&S – Maintenance	\$ 736,918		\$ 2,418,987		\$ 983,875		\$2,554,314	
<b>OF Subtotal</b>	<b>\$ 2,476,132</b>	0.95	<b>\$ 5,048,722</b>	0.95	<b>\$ 2,463,206</b>	0.95	<b>\$5,233,001</b>	0.00
<b>Total All Funds</b>	<b>\$ 2,858,679</b>	<b>0.95</b>	<b>\$ 5,048,722</b>	<b>0.95</b>	<b>\$3,075,392</b>	<b>0.95</b>	<b>\$ 5,233,001</b>	

The Facilities Operations and Maintenance budget includes costs to maintain facilities and keep them in repair including applicable utilities, building supplies, janitorial and groundskeeper staff as well as maintenance staff. Agencies with significant facilities may include support staff if directly associated with facilities Operations and Maintenance activities. Do not include other overhead costs such as accounting, central government charges, etc.

### Facilities Deferred Maintenance Detail Report

The Department is conducting statewide facilities condition assessments on their building inventory during the 2015-17 biennium in association with its facilities capital planning initiative. Current deferred maintenance information will be available: June 30, 2016.

<sup>1</sup> Leg Adopted Budget is agency-wide, and includes amounts budgeted in other Programs.

## Budget Narrative

Department of Forestry

Facilities Program

Program Unit Narrative

**Base Budget:**

	<u>Agency Requested</u>	<u>Governor's Budget</u>	<u>Legislatively Adopted</u>
Other Funds	\$5,089,151	\$5,089,151	\$5,089,151
<b>All Funds</b>	<b>\$5,089,151</b>	<b>\$5,089,151</b>	<b>\$5,089,151</b>
<b>Positions/FTE:</b>	<b>0 / 0.00</b>	<b>0 / 0.00</b>	<b>0 / 0.00</b>

**Essential Packages:**

	<u>Agency Requested</u>	<u>Governor's Budget</u>	<u>Legislatively Adopted</u>
Other Funds			
Package 031 Standard Inflation	\$143,262	\$143,226	\$143,262
Package 032 Above Standard Inflation	\$656	\$656	\$656
Sub-Total, Other Funds	\$143,918	\$143,882	\$143,918
<b>Total, All Funds</b>	<b>\$143,918</b>	<b>\$143,882</b>	<b>\$143,918</b>
<b>Positions/FTE:</b>	<b>0 / 0.00</b>	<b>0 / 0.00</b>	<b>0 / 0.00</b>

**Current Service Level:**

	<u>Agency Requested</u>	<u>Governor's Budget</u>	<u>Legislatively Adopted</u>
Other Funds	\$5,233,069	\$5,233,033	\$5,233,069
<b>Total, All Funds</b>	<b>\$5,233,069</b>	<b>\$5,233,033</b>	<b>\$5,233,069</b>
<b>Positions/FTE:</b>	<b>0 / 0.00</b>	<b>0 / 0.00</b>	<b>0 / 0.00</b>

Agency Request

Governor's Budget

Legislatively Adopted

Budget Page J-10  
107BF02

## Budget Narrative

Department of Forestry

Facilities Program

Program Unit Narrative

**Policy Packages:**

	<u>Agency Requested</u>	<u>Governor's Budget</u>	<u>Legislatively Adopted</u>
Other Funds			
Package 840 End of Session Adjustments	--	--	(\$68)
<b>Total, All Funds</b>	<b>\$0</b>	<b>\$0</b>	<b>(\$68)</b>
<b>Positions/FTE:</b>	<b>0 / 0.00</b>	<b>0 / 0.00</b>	<b>0 / 0.00</b>

**Total Program Biennial Budget:**

	<u>Agency Requested</u>	<u>Governor's Budget</u>	<u>Legislatively Adopted</u>
Other Funds			
<b>All Funds</b>	<b>\$5,233,069</b>	<b>\$5,233,033</b>	<b>\$5,233,001</b>
<b>Positions/FTE:</b>	<b>0 / 0.00</b>	<b>0 / 0.00</b>	<b>0 / 0.00</b>

     Agency Request

     Governor's Budget

  X   Legislatively Adopted

Budget Page J-11

107BF02

## Budget Narrative

Department of Forestry

Facilities Program

Program Unit Narrative  
Essential Packages Summary

Base Budget Package #	Base Budget Package Title
000	Current Service Level Exception Request - Base Budget Change

None.

Essential Package #	Essential Package Title
010	Vacancy Factor and non-PICS Personal Services

None.

Essential Package #	Essential Package Title
020	Cost of Phased-In and Phased-Out Programs and One-Time Costs

None.

Essential Package #	Essential Package Title
031	Standard Inflation

The Cost of Goods and Services increased by \$145,118. This is based on the standard 3.0% inflation factor for Services & Supplies and Capital Outlay items, except for State Government Service Charges and Attorney General Charges, which are based on the 2013-2015 Price List of Goods and Services. State Government Services Charges decreased by (\$1,980) and Attorney General Charges increased by \$124. The net effect of the above is an increase of \$143,262.

Essential Package #	Essential Package Title
032	Above Standard Inflation

Per Budget Instructions, Professional Services and IT Professional Services receive an additional 0.3% inflation above standard 3%, resulting in an adjustment of \$656 Other Funds.

Agency Request

Governor's Budget

Legislatively Adopted

Budget Page **J-12**  
107BF02

## Budget Narrative

Department of Forestry

Facilities Program

Program Unit Narrative  
Essential Packages Summary

Essential Package #	Essential Package Title
050	Fund Shifts

None.

Essential Package #	Essential Package Title
060	Technical Adjustments

None.

Modify Current Service Level	Essential Package Title
070	Policy Package No. 070: Revenue Shortfalls

None.

Modify Current Service Level	Essential Package Title
080	Emergency Board (or Special Legislative Session) Actions After April 2008

None.

Agency Request

Governor's Budget

Legislatively Adopted

Budget Page J-13  
107BF02

**ESSENTIAL AND POLICY PACKAGE FISCAL IMPACT SUMMARY**

Forestry, Dept of  
Pkg: 010 - Non-PICS Psnl Svc / Vacancy Factor

Cross Reference Name: Facilities Maintenance & Management  
Cross Reference Number: 62900-080-00-00-00000

<i>Description</i>	General Fund	Lottery Funds	Other Funds	Federal Funds	Nonlimited Other Funds	Nonlimited Federal Funds	All Funds
<b>Personal Services</b>							
Overtime Payments	-	-	-	-	-	-	-
Shift Differential	-	-	-	-	-	-	-
Public Employees' Retire Cont	-	-	-	-	-	-	-
Social Security Taxes	-	-	-	-	-	-	-
<b>Total Personal Services</b>	-	-	-	-	-	-	-
<b>Total Expenditures</b>							
Total Expenditures	-	-	-	-	-	-	-
<b>Total Expenditures</b>	-	-	-	-	-	-	-
<b>Ending Balance</b>							
Ending Balance	-	-	-	-	-	-	-
<b>Total Ending Balance</b>	-	-	-	-	-	-	-

**ESSENTIAL AND POLICY PACKAGE FISCAL IMPACT SUMMARY**

**Forestry, Dept of**  
**Pkg: 031 - Standard Inflation**

**Cross Reference Name: Facilities Maintenance & Management**  
**Cross Reference Number: 62900-080-00-00-00000**

<i>Description</i>	General Fund	Lottery Funds	Other Funds	Federal Funds	Nonlimited Other Funds	Nonlimited Federal Funds	All Funds
<b>Services &amp; Supplies</b>							
Instate Travel	-	-	43	-	-	-	43
Employee Training	-	-	-	-	-	-	-
Office Expenses	-	-	497	-	-	-	497
Telecommunications	-	-	30	-	-	-	30
State Gov. Service Charges	-	-	(1,980)	-	-	-	(1,980)
Data Processing	-	-	-	-	-	-	-
Publicity and Publications	-	-	-	-	-	-	-
Professional Services	-	-	6,561	-	-	-	6,561
Attorney General	-	-	124	-	-	-	124
Employee Recruitment and Develop	-	-	-	-	-	-	-
Fuels and Utilities	-	-	63,650	-	-	-	63,650
Facilities Maintenance	-	-	74,270	-	-	-	74,270
Food and Kitchen Supplies	-	-	-	-	-	-	-
Agency Program Related S and S	-	-	34	-	-	-	34
Intra-agency Charges	-	-	-	-	-	-	-
Other Services and Supplies	-	-	14	-	-	-	14
Expendable Prop 250 - 5000	-	-	2	-	-	-	2
IT Expendable Property	-	-	17	-	-	-	17
<b>Total Services &amp; Supplies</b>	-	-	<b>\$143,262</b>	-	-	-	<b>\$143,262</b>

**Capital Outlay**

Office Furniture and Fixtures	-	-	-	-	-	-	-
Industrial and Heavy Equipment	-	-	-	-	-	-	-
Data Processing Hardware	-	-	-	-	-	-	-
Building Structures	-	-	-	-	-	-	-

\_\_\_\_ Agency Request  
2015-17 Biennium

\_\_\_\_ Governor's Budget  
Page \_\_\_\_\_

\_\_\_\_ Legislatively Adopted  
Essential and Policy Package Fiscal Impact Summary - BPR013

\_\_\_\_ Agency Request

\_\_\_\_ Governor's Budget

\_\_X\_\_ Legislatively Adopted

Budget Page J-15

**ESSENTIAL AND POLICY PACKAGE FISCAL IMPACT SUMMARY**

Forestry, Dept of  
Pkg: 031 - Standard Inflation

Cross Reference Name: Facilities Maintenance & Management  
Cross Reference Number: 62900-080-00-00-00000

<i>Description</i>	General Fund	Lottery Funds	Other Funds	Federal Funds	Nonlimited Other Funds	Nonlimited Federal Funds	All Funds
<b>Capital Outlay</b>							
Other Capital Outlay	-	-	-	-	-	-	-
<b>Total Capital Outlay</b>	-	-	-	-	-	-	-
<b>Total Expenditures</b>							
Total Expenditures	-	-	143,262	-	-	-	143,262
<b>Total Expenditures</b>	-	-	<b>\$143,262</b>	-	-	-	<b>\$143,262</b>
<b>Ending Balance</b>							
Ending Balance	-	-	(143,262)	-	-	-	(143,262)
<b>Total Ending Balance</b>	-	-	<b>(\$143,262)</b>	-	-	-	<b>(\$143,262)</b>



**ESSENTIAL AND POLICY PACKAGE FISCAL IMPACT SUMMARY**

Forestry, Dept of  
Pkg: 032 - Above Standard Inflation

Cross Reference Name: Facilities Maintenance & Management  
Cross Reference Number: 62900-080-00-00-00000

<i>Description</i>	General Fund	Lottery Funds	Other Funds	Federal Funds	Nonlimited Other Funds	Nonlimited Federal Funds	All Funds
<b>Services &amp; Supplies</b>							
Professional Services	-	-	656	-	-	-	656
<b>Total Services &amp; Supplies</b>	-	-	<b>\$656</b>	-	-	-	<b>\$656</b>
<b>Total Expenditures</b>							
Total Expenditures	-	-	656	-	-	-	656
<b>Total Expenditures</b>	-	-	<b>\$656</b>	-	-	-	<b>\$656</b>
<b>Ending Balance</b>							
Ending Balance	-	-	(656)	-	-	-	(656)
<b>Total Ending Balance</b>	-	-	<b>(\$656)</b>	-	-	-	<b>(\$656)</b>

## Budget Narrative

---

Department of Forestry

Facilities Program

Packages Summary

### Summary of All Program Enhancement Packages

Enhancement Package #	Priority	Component Title	All Funds	Positions/ FTEs	Page #
840	N/A	End of Session Adjustments	(\$68)	0 / 0.00	J-19
<b>Total LAB Packages</b>			<b>(\$68)</b>	<b>0 / 0.00</b>	

Agency Request

Governor's Budget

Legislatively Adopted

Budget Page J-18  
107BF02

## Budget Narrative

Department of Forestry

Facilities Program

Enhancement Package 840  
Narrative

Package #	Priority	Policy Package Title
840	n/a	Budget Rebalance / Xmas Tree – DAS changes

**Purpose:**

This package was added by the Legislature. It reduces to Attorney General fees by (\$68) Other Funds.

**Revenue Source:**

This is a rebalance package.

**Funding:**

	<u>Agency Requested</u>	<u>Governor's Budget</u>	<u>Legislatively Adopted</u>
General Fund	--	--	--
Lottery Funds	--	--	--
Other Funds	--	--	(\$68)
Federal Funds	--	--	--
<b>All Funds:</b>	<b>\$0</b>	<b>\$0</b>	<b>(\$68)</b>
<b>Position/FTE:</b>	<b>0 / 0.00</b>	<b>0 / 0.00</b>	<b>0 / 0.00</b>

Agency Request

Governor's Budget

Legislatively Adopted

Budget Page **J-19**  
**107BF02**

**ESSENTIAL AND POLICY PACKAGE FISCAL IMPACT SUMMARY**

Forestry, Dept of  
Pkg: 840 - SB 5507 End of Session

Cross Reference Name: Facilities Maintenance & Management  
Cross Reference Number: 62900-080-00-00-00000

<i>Description</i>	General Fund	Lottery Funds	Other Funds	Federal Funds	Nonlimited Other Funds	Nonlimited Federal Funds	All Funds
<b>Services &amp; Supplies</b>							
State Gov. Service Charges	-	-	-	-	-	-	-
Attorney General	-	-	(68)	-	-	-	(68)
<b>Total Services &amp; Supplies</b>	-	-	<b>(\$68)</b>	-	-	-	<b>(\$68)</b>
<b>Total Expenditures</b>							
Total Expenditures	-	-	(68)	-	-	-	(68)
<b>Total Expenditures</b>	-	-	<b>(\$68)</b>	-	-	-	<b>(\$68)</b>
<b>Ending Balance</b>							
Ending Balance	-	-	68	-	-	-	68
<b>Total Ending Balance</b>	-	-	<b>\$68</b>	-	-	-	<b>\$68</b>

**DETAIL OF LOTTERY FUNDS, OTHER FUNDS, AND FEDERAL FUNDS REVENUE**

Forestry, Dept of  
2015-17 Biennium

Agency Number: 62900

Cross Reference Number: 62900-080-00-00-00000

<i>Source</i>	2011-13 Actuals	2013-15 Leg Adopted Budget	2013-15 Leg Approved Budget	2015-17 Agency Request Budget	2015-17 Governor's Budget	2015-17 Leg Adopted Budget
<b>Other Funds</b>						
Rents and Royalties	346,342	353,412	353,412	-	-	-
Interest Income	13,172	86,669	86,669	-	-	-
Other Revenues	134,162	-	-	-	-	-
Transfer In - Intrafund	2,168,764	4,923,420	4,923,420	5,233,069	5,233,069	5,233,001
Tsfr From Military Dept, Or	701	-	-	-	-	-
Transfer Out - Intrafund	(585,443)	-	-	-	-	-
<b>Total Other Funds</b>	<b>\$2,077,698</b>	<b>\$5,363,501</b>	<b>\$5,363,501</b>	<b>\$5,233,069</b>	<b>\$5,233,069</b>	<b>\$5,233,001</b>

\_\_\_ Agency Request  
2015-17 Biennium

\_\_\_ Governor's Budget  
Page \_\_\_\_\_

\_\_\_ Legislatively Adopted  
Detail of LF, OF, and FF Revenues - BPR012

\_\_\_ Agency Request

\_\_\_ Governor's Budget

X  Legislatively Adopted

Budget Page J-21

This Page Left Intentionally Blank

## Budget Narrative

Department of Forestry

Capital Budgeting Program

Debt Service Sub-Program  
Sub-Program Unit Narrative

### 1. Financial Agreements and COPs.

#### EXECUTIVE SUMMARY

The purpose of the Debt Service Program component is to repay those long-term financial obligations (both principal and interest) acquired through the issuance of bonds or Certificates of Participation (COPs) to fund the Department of Forestry's capital construction projects and business system improvement initiatives. Summary construction information on each phase is included in the History and Purpose section.

This is the continuation of a program structure, created pursuant to Policy Package #094 (2003 session Legislative Fiscal Office initiative package). Prior to the 2003 Legislative Session, all material related to Debt Service was included in Agency Administration. The Department of Forestry currently has long-term financial obligation for its Salem Headquarters facilities, Business Systems Improvement Initiative, and John Day and Sisters Replacement Projects.

<u>COP</u>	<u>Working Title</u>	<u>Final Payment</u>
2005 Series C	Salem Phase 1 – Refinanced	November 1, 2016
2008 Series A	Sisters/John Day Cap Constr.	May 1, 2023
2009 Series D	Gilchrist Land Purchases	April 1, 2029
2009 Series D	Partial Refunding, 2001 Series A	November 1, 2019
2010 Series D	Final Refunding, 2001 Series A	May 1, 2018
2011 Series J	Sisters/John Day Project	May 1, 2021
2011 Series J	Business Systems Improvements	May 1, 2016
2012 Series A	Gilchrist Land Purchases	April 1, 2032
2015 Series E	Partial Refunding, 2009 Series D	April 1, 2019
2015 Series H	Partial Refunding, 2008 Series A	May 1, 2021

\_\_\_ Agency Request

\_\_\_ Governor's Budget

X  Legislatively Adopted

Budget Page K-1  
107BF02

## Budget Narrative

**Department of Forestry**

**Capital Budgeting Program**

**Debt Service Sub-Program  
Sub-Program Unit Narrative**

**Base Budget:**

	<u>Agency Requested</u>	<u>Governor's Budget</u>	<u>Legislatively Adopted</u>
General Fund Debt Svc	\$2,920,698	\$2,920,698	\$2,920,698
Lottery Funds Debt Svc	\$2,524,885	\$2,524,885	\$2,524,885
Other Funds	\$120,000	\$120,000	\$120,000
Other Funds Debt Svc	\$1,928,275	\$1,928,275	\$1,928,275
<b>All Funds</b>	<b>\$7,493,858</b>	<b>\$7,493,858</b>	<b>\$7,493,858</b>
<b>Positions/FTE:</b>	<b>0 / 0.00</b>	<b>0 / 0.00</b>	<b>0 / 0.00</b>

**Essential Packages:**

	<u>Agency Requested</u>	<u>Governor's Budget</u>	<u>Legislatively Adopted</u>
Other Funds			
Package 022 Phase Outs	(\$120,000)	(\$120,000)	(\$120,000)
Sub-Total, Other Funds	(\$120,000)	(\$120,000)	(\$120,000)
<b>Total, All Funds</b>	<b>(\$120,000)</b>	<b>(\$120,000)</b>	<b>(\$120,000)</b>
<b>Positions/FTE:</b>	<b>0 / 0.00</b>	<b>0 / 0.00</b>	<b>0 / 0.00</b>

**Current Service Level:**

	<u>Agency Requested</u>	<u>Governor's Budget</u>	<u>Legislatively Adopted</u>
General Fund Debt Svc	\$2,920,698	\$2,920,698	\$2,920,698
Lottery Funds Debt Svc	\$2,524,885	\$2,524,885	\$2,524,885
Other Funds	--	--	--
Other Funds Debt Svc	\$1,928,275	\$1,928,275	\$1,928,275
<b>Total, All Funds</b>	<b>\$7,373,858</b>	<b>\$7,373,858</b>	<b>\$7,373,858</b>
<b>Positions/FTE:</b>	<b>0 / 0.00</b>	<b>0 / 0.00</b>	<b>0 / 0.00</b>

Agency Request

Governor's Budget

Legislatively Adopted

Budget Page **K-2**  
107BF02



## Budget Narrative

Department of Forestry

Capital Budgeting Program

Debt Service Sub-Program  
Sub-Program Unit Narrative

**Policy Packages:**

	<u>Agency Requested</u>	<u>Governor's Budget</u>	<u>Legislatively Adopted</u>
General Fund			
Package 101 State Forester's Office Building	\$318,683	\$260,995	\$0
Package 180 Procurement PO System	\$237,958	\$215,398	\$0
Package 840 End of Session Adjustments	\$0	\$0	(\$324,245)
Sub-Total, General Fund:	\$556,641	\$476,393	(\$324,245)
Lottery Funds			
Package 811 Debt Service Adjustment	\$0	\$0	(\$42,925)
Sub-Total, Lottery Fund:	\$0	\$0	(\$42,925)
Other Funds			
Package 101 State Forester's Office Building	\$155,000	\$155,000	\$0
Package 180 Procurement PO System	\$50,000	\$50,000	\$0
Sub-Total, Other Funds:	\$205,000	\$205,000	\$0
Other Funds Debt Svc			
Package 101 State Forester's Office Building	\$368,147	\$425,835	\$0
Package 180 Procurement PO System	\$274,893	\$297,453	\$0
Sub-Total, Other Funds Debt Service:	\$643,040	\$723,288	\$0
<b>Total, All Funds</b>	<b>\$1,404,681</b>	<b>\$1,404,681</b>	<b>(\$367,170)</b>
<b>Positions/FTE:</b>	<b>0 / 0.00</b>	<b>0 / 0.00</b>	<b>0 / 0.00</b>

**Total Program Biennial Budget:**

	<u>Agency Requested</u>	<u>Governor's Budget</u>	<u>Legislatively Adopted</u>
General Fund Debt Svc	\$3,477,339	\$3,397,091	\$2,596,453
Lottery Funds Debt Svc	\$2,524,885	\$2,524,885	\$2,481,960
Other Funds	\$205,000	\$205,000	\$0
Other Funds Debt Svc	\$2,521,315	\$2,651,563	\$1,928,275
<b>All Funds</b>	<b>\$8,778,539</b>	<b>\$8,778,539</b>	<b>\$7,006,688</b>
<b>Positions/FTE:</b>	<b>0 / 0.00</b>	<b>0 / 0.00</b>	<b>0 / 0.00</b>

Agency Request

Governor's Budget

Legislatively Adopted

Budget Page **K-3**  
**107BF02**

## Budget Narrative

Department of Forestry

Capital Budgeting Program

Debt Service Sub-Program  
Sub-Program Unit Narrative

Base Budget Package #	Base Budget Package Title
000	Current Service Level Exception Request - Base Budget Change

None.

Essential Package #	Essential Package Title
010	Vacancy Factor and non-PICS Personal Services

None.

Essential Package #	Essential Package Title
022	Phase-out Program & One-time Costs

The purpose of this package is to Phase Out one-time budget increases remaining from prior biennia. In the Debt Service program the Cost of Issuance from 2013-15 new capital construction issuances is being Phased Out, resulting in an Other Funds decrease of (\$120,000).

Essential Package #	Essential Package Title
031	Standard Inflation

None.

Essential Package #	Essential Package Title
032	Above Standard Inflation

None.

Essential Package #	Essential Package Title
050	Fund Shifts

None.

Essential Package #	Essential Package Title
060	Technical Adjustments

None.

Agency Request

Governor's Budget

Legislatively Adopted

Budget Page K-4  
107BF02

**ESSENTIAL AND POLICY PACKAGE FISCAL IMPACT SUMMARY**

Forestry, Dept of  
Pkg: 022 - Phase-out Pgm & One-time Costs

Cross Reference Name: Debt Service  
Cross Reference Number: 62900-085-00-00-00000

<i>Description</i>	General Fund	Lottery Funds	Other Funds	Federal Funds	Nonlimited Other Funds	Nonlimited Federal Funds	All Funds
<b>Services &amp; Supplies</b>							
Other COI Costs	-	-	(120,000)	-	-	-	(120,000)
<b>Total Services &amp; Supplies</b>	-	-	<b>(\$120,000)</b>	-	-	-	<b>(\$120,000)</b>
<b>Total Expenditures</b>							
Total Expenditures	-	-	(120,000)	-	-	-	(120,000)
<b>Total Expenditures</b>	-	-	<b>(\$120,000)</b>	-	-	-	<b>(\$120,000)</b>
<b>Ending Balance</b>							
Ending Balance	-	-	120,000	-	-	-	120,000
<b>Total Ending Balance</b>	-	-	<b>\$120,000</b>	-	-	-	<b>\$120,000</b>

## Budget Narrative

Department of Forestry

Capital Budgeting Program

Debt Service Sub-Program  
Sub-Program Unit Narrative

### Summary of All Program Enhancement Packages

Enhancement Package #	Priority	Component Title	All Funds	Positions/ FTEs	Page #
811	n/a	Updated Base Debt Service Adjustment	(\$42,925)	0 / 0.00	K-7
840	n/a	Budget Rebalance – DAS changes	(\$324,245)	0 / 0.00	K-9
<b>Total LAB Packages</b>			<b>(\$367,170)</b>		

Agency Request

Governor's Budget

Legislatively Adopted

Budget Page K-6  
107BF02

## Budget Narrative

Department of Forestry

Capital Budgeting Program

Debt Service Sub-Program  
Package 811 Narrative

Package #	Component	Priority	Enhancement Package Title
811	n/a	n/a	Updated Base Debt Service Adjustment

**Governor's Budget: Recommended as Modified**

**Purpose:**

This package adjusts Lottery Funds Debt Service in the Base through the reduction of (\$42,925) Lottery Funds.

**Revenue Source:**

This is a reduction package.

**Funding:**

	<u>Agency Requested</u>	<u>Governor's Budget</u>	<u>Legislatively Adopted</u>
General Fund	--	--	--
Lottery Fund	--	--	(\$42,925)
Other Funds	--	--	--
Other Funds, Debt Svc.	--	--	--
<b>All Funds:</b>	<b>\$0</b>	<b>\$0</b>	<b>(\$42,925)</b>

     Agency Request

     Governor's Budget

  X   Legislatively Adopted

Budget Page K-7  
107BF02

**ESSENTIAL AND POLICY PACKAGE FISCAL IMPACT SUMMARY**

Forestry, Dept of  
Pkg: 811 - Updated Base Debt Service Adjustment

Cross Reference Name: Debt Service  
Cross Reference Number: 62900-085-00-00-00000

<i>Description</i>	General Fund	Lottery Funds	Other Funds	Federal Funds	Nonlimited Other Funds	Nonlimited Federal Funds	All Funds
<b>Revenues</b>							
Tsfr From Administrative Svcs	-	(42,925)	-	-	-	-	(42,925)
<b>Total Revenues</b>	-	<b>(\$42,925)</b>	-	-	-	-	<b>(\$42,925)</b>
<b>Debt Service</b>							
Interest - Bonds	-	(42,925)	-	-	-	-	(42,925)
<b>Total Debt Service</b>	-	<b>(\$42,925)</b>	-	-	-	-	<b>(\$42,925)</b>
<b>Total Expenditures</b>							
Total Expenditures	-	(42,925)	-	-	-	-	(42,925)
<b>Total Expenditures</b>	-	<b>(\$42,925)</b>	-	-	-	-	<b>(\$42,925)</b>
<b>Ending Balance</b>							
Ending Balance	-	-	-	-	-	-	-
<b>Total Ending Balance</b>	-	-	-	-	-	-	-

## Budget Narrative

Department of Forestry

Capital Budgeting Program

Debt Service Sub-Program  
Package 840 Narrative

Package #	Component	Priority	Enhancement Package Title
840	n/a	n/a	End of Session Adjustments

**Governor's Budget: Recommended as Modified**

**Purpose:**

This package was added by the Legislature. In the Debt Service program it reduces both principal and interest due to debt restructuring. The result is a reduction of (\$324,245) General Fund.

**Revenue Source:**

This is a reduction package.

**Funding:**

	<u>Agency Requested</u>	<u>Governor's Budget</u>	<u>Legislatively Adopted</u>
General Fund	--	--	(\$324,245)
Other Funds	--	--	--
Other Funds, Debt Svc.	--	--	--
<b>All Funds:</b>	<b>\$0</b>	<b>\$0</b>	<b>(\$324,245)</b>

Agency Request

Governor's Budget

Legislatively Adopted

Budget Page K-9  
107BF02

**ESSENTIAL AND POLICY PACKAGE FISCAL IMPACT SUMMARY**

Forestry, Dept of  
Pkg: 840 - SB 5507 End of Session

Cross Reference Name: Debt Service  
Cross Reference Number: 62900-085-00-00-00000

<i>Description</i>	General Fund	Lottery Funds	Other Funds	Federal Funds	Nonlimited Other Funds	Nonlimited Federal Funds	All Funds
<b>Revenues</b>							
General Fund Appropriation	(324,245)	-	-	-	-	-	(324,245)
<b>Total Revenues</b>	<b>(\$324,245)</b>	<b>-</b>	<b>-</b>	<b>-</b>	<b>-</b>	<b>-</b>	<b>(\$324,245)</b>
<b>Debt Service</b>							
Principal - Bonds	(227,500)	-	-	-	-	-	(227,500)
Interest - Bonds	(96,745)	-	-	-	-	-	(96,745)
Interest - COP	-	-	-	-	-	-	-
<b>Total Debt Service</b>	<b>(\$324,245)</b>	<b>-</b>	<b>-</b>	<b>-</b>	<b>-</b>	<b>-</b>	<b>(\$324,245)</b>
<b>Total Expenditures</b>							
Total Expenditures	(324,245)	-	-	-	-	-	(324,245)
<b>Total Expenditures</b>	<b>(\$324,245)</b>	<b>-</b>	<b>-</b>	<b>-</b>	<b>-</b>	<b>-</b>	<b>(\$324,245)</b>
<b>Ending Balance</b>							
Ending Balance	-	-	-	-	-	-	-
<b>Total Ending Balance</b>	<b>-</b>	<b>-</b>	<b>-</b>	<b>-</b>	<b>-</b>	<b>-</b>	<b>-</b>



**DETAIL OF LOTTERY FUNDS, OTHER FUNDS, AND FEDERAL FUNDS REVENUE**

Forestry, Dept of  
2015-17 Biennium

Agency Number: 62900

Cross Reference Number: 62900-085-00-00-00000

<i>Source</i>	2011-13 Actuals	2013-15 Leg Adopted Budget	2013-15 Leg Approved Budget	2015-17 Agency Request Budget	2015-17 Governor's Budget	2015-17 Leg Adopted Budget
<b>Lottery Funds</b>						
Interest Income	12,658	-	-	-	-	-
Tsfr From Administrative Svcs	2,419,050	2,519,440	2,519,440	2,524,885	2,521,657	2,468,492
<b>Total Lottery Funds</b>	<b>\$2,431,708</b>	<b>\$2,519,440</b>	<b>\$2,519,440</b>	<b>\$2,524,885</b>	<b>\$2,521,657</b>	<b>\$2,468,492</b>
<b>Other Funds</b>						
General Fund Obligation Bonds	-	-	-	-	205,000	-
Transfer In - Intrafund	1,743,969	1,814,322	1,814,322	2,776,315	2,856,563	1,928,275
Transfer Out - Intrafund	(80,915)	-	-	-	-	-
<b>Total Other Funds</b>	<b>\$1,663,054</b>	<b>\$1,814,322</b>	<b>\$1,814,322</b>	<b>\$2,776,315</b>	<b>\$3,061,563</b>	<b>\$1,928,275</b>

\_\_\_ Agency Request  
2015-17 Biennium

\_\_\_ Governor's Budget  
Page \_\_\_\_\_

\_\_\_ Legislatively Adopted  
Detail of LF, OF, and FF Revenues - BPR012

\_\_\_ Agency Request

\_\_\_ Governor's Budget

  X   Legislatively Adopted

Budget Page K-11

## Budget Narrative

---

Department of Forestry

Capital Budgeting Program

Capital Improvement Sub-Program  
Sub-Program Unit Narrative

### 2. Capital Improvement

#### Program Overview:

The Capital Improvement Program supports the Department of Forestry through the improved functionality and extended life of its facilities assets to meet current and future business needs.

#### Statutory Authority:

ORS §276.227(5)  
ORS §276.229  
ORS §291.216(8)(D)

#### Purpose, Customers, and Source of Funding:

The purpose of the Capital Improvement Program is to maintain the Department's investment in its capital assets, improve functionality of its buildings, and to renew obsolete facilities and system components. Capital improvement projects are those capital projects that are capitalized, have a cost of less than \$1 million, and increase the value, extend the useful life or adapt a capital asset to a different use.

The primary funding resources are state General Fund appropriations, assessments from forest landowners, net proceeds from state forest operations, and Department of Forestry operating programs.

To maximize the effectiveness of limited funding resources, the focus of the Capital Improvement Program is on the following categories of needs that emphasize improved safety and functionality of the Department's facilities:

- Code & Life Safety - Improvements to older facilities to meet modern building code and life-safety requirements;
- Service Life - Renewal projects to offset the wear and decline of operational facilities due to intensive, long-term use;
- Programmatic Changes - Revisions to meet changing program needs to maintain staff productivity and work capacity;
- Functional Obsolescence - Renovations to facilities to remove functional obstacles and to install technological improvements.

Capital improvement projects are identified throughout the Department on a Fiscal Year basis through a collaborative budget development process with stakeholders.

---

Agency Request

Governor's Budget

Legislatively Adopted

Budget Page **K-12**  
**107BF02**

## Budget Narrative

Department of Forestry

Capital Budgeting Program

Capital Improvement Sub-Program  
Sub-Program Unit Narrative

**Capital Improvements Project List:**

Project Description	2015-17 Biennium				
	Site	Structure	Less: Force Account Work	Expenditures	Fund
District Site Development Plan	Astoria			\$62,500	Admin OF
Lost Lake Day Use Area, Phase 1	Astoria			\$71,000	Admin OF
Lost Lake Day Use Area, Phase 2	Astoria			\$38,000	Admin OF
Connect Trails, Storey Burn to Elk Creek	Forest Grove District			\$290,000	Admin OF
Construct Bridge on Military Trail	Forest Grove District			\$40,000	Admin OF
Construct Bridge over Elk Creek	Forest Grove District			\$106,500	Admin OF
Install Trail/Road Access Gates	Forest Grove District			\$53,000	Admin OF
Upgrade Logjam Trail	Forest Grove District			\$105,000	Admin OF
Construct Panther Creek Guard Station	Carlton			\$260,000	Fire OF
Engine Bays – Raise roof and partitions	Columbia			\$41,600	Fire OF
Upgrade compound water service	Columbia			\$41,600	Fire OF
Office HVAC System Improvement	Molalla			\$10,000	Fire OF
Site drainage and asphalt paving	Molalla			\$81,000	Fire OF
Camp host site at Horse Camp	Santiam			\$5,300	Admin OF
Improvements to the warehouse mezzanine	Santiam			\$10,800	Admin OF
Office conference room addition – Design	Santiam			\$5,000	Fire OF

Agency Request

Governor's Budget

Legislatively Adopted

Budget Page K-13  
107BF02

## Budget Narrative

Department of Forestry

Capital Budgeting Program

Capital Improvement Sub-Program  
Sub-Program Unit Narrative

**Capital Improvements Project List:**

Project Description	2015-17 Biennium				
	Site	Structure	Less: Force Account Work	Expenditures	Fund
Sidewalk / kiosk improvements	Santiam			\$32,500	Admin OF
Compound security fencing	St. Paul			\$36,500	Admin OF
Construct pole equipment shed	St. Paul			\$78,500	Admin OF
Construct 5 stall engine storage	Dallas			\$262,000	Fire OF
Install new warehouse stairs and storage	Dallas			\$5,200	Fire OF
Upgrade windows on south side of office	Dallas			\$2,200	Fire OF
Remodel Protection Garage	Philomath			\$475,000	Fire OF
Revisions to office for archives and dispatch	Philomath			\$100,000	Fire OF
Construct archive storage and office upgrades	Toledo			\$11,000	Fire OF
Garage bays 1 & 2 improvements	Toledo			\$48,000	Fire OF
<b>Sub-Total, Northwest Oregon Area</b>				<b>\$2,272,200</b>	
<b>Southern Oregon Area</b>					
Site development plan	Coos			\$65,000	Admin OF
Office improvements	Coos			\$21,000	Admin OF
Pave state vehicle parking lot	Coos			\$7,000	Admin OF
Add doors to parking garage	Roseburg			\$13,500	Fire OF

Agency Request

Governor's Budget

Legislatively Adopted

Budget Page **K-14**  
**107BF02**

## Budget Narrative

Department of Forestry

Capital Budgeting Program

Capital Improvement Sub-Program  
Sub-Program Unit Narrative

**Capital Improvements Project List:**

Project Description	2015-17 Biennium				
	Site	Structure	Less: Force Account Work	Expenditures	Fund
Addition to compound security fence	Roseburg			\$4,000	Fire OF
Improvements to basement drainage	Roseburg			\$19,000	Fire OF
Cottage Grove guard station renovation	Eastern Lane			\$10,500	Fire OF
Main Office Handrail improvement	Eastern Lane			\$3,050	Fire OF
Office interior improvements – drywall	Eastern Lane			\$2,100	Fire OF
Pump house/Laundry room improvements	Eastern Lane			\$7,800	Fire OF
Residence high efficiency furnace / heat pump install	Eastern Lane			\$10,500	Fire OF
Site development plan	Eastern Lane			\$10,500	Fire OF
Vehicle wash rack construction project	Eastern Lane			\$12,600	Fire OF
Warehouse parking lot & site improvements	Eastern Lane			\$75,000	Fire OF
Residences exterior improvements	Sweet Home			\$23,000	Fire OF
Compound security improvements	Grants Pass			\$14,000	Fire OF
Manzanita detection system	Grants Pass			\$97,000	Fire OF
Peavine detection system	Grants Pass			\$96,000	Fire OF
Replace dozer parking shed	Medford			\$78,500	Fire OF
Tallowbox lookout tower improvements	Medford			\$158,000	Fire OF

Agency Request

Governor's Budget

Legislatively Adopted

Budget Page **K-15**  
**107BF02**

## Budget Narrative

Department of Forestry

Capital Budgeting Program

Capital Improvement Sub-Program  
Sub-Program Unit Narrative

**Capital Improvements Project List:**

Project Description	2015-17 Biennium				
	Site	Structure	Less: Force Account Work	Expenditures	Fund
White Point lookout tower improvement	Medford			\$158,000	Fire OF
Site security and fending improvement	Veneta			\$10,500	Fire OF
Water system improvement	Veneta			\$76,000	Fire OF
<b>Sub-Total, Southern Oregon Area</b>				<b>\$972,550</b>	
<b>Eastern Oregon Area</b>					
Install compound security fence	LaGrande			\$3,500	Fire OF
Install compound security fence	LaGrande			\$4,000	Fire OF
Upgrade residence water service	LaGrande			\$8,300	Fire OF
Install Washbay concrete slab	Pendleton			\$3,050	Fire OF
Office improvements	Pendleton			\$2,372	Fire OF
Revisions to Warehouse	Pendleton			\$15,700	Fire OF
Upgrade water service Office Building	Ukiah			\$2,600	Fire OF
Office improvements	Wallowa			\$3,500	Fire OF
Site electrical improvements	Wallowa			\$3,050	Fire OF
Convert residence to office	Prineville			\$203,000	Fire OF
Equipment building improvements	Klamath			\$72,000	Fire OF

Agency Request

Governor's Budget

Legislatively Adopted

Budget Page **K-16**  
**107BF02**

## Budget Narrative

Department of Forestry

Capital Budgeting Program

Capital Improvement Sub-Program  
Sub-Program Unit Narrative

**Capital Improvements Project List:**

Project Description	2015-17 Biennium				
	Site	Structure	Less: Force Account Work	Expenditures	Fund
Shop conversion	Klamath			\$5,400	Fire OF
Warehouse addition	Lakeview			\$38,500	Fire OF
<b>Sub-Total, Eastern Oregon Area</b>				<b>\$364,972</b>	
<b>Salem Area</b>					
Campus Lighting Revisions – Phase 2	Salem			\$48,000	Admin OF
Fall protection improvements	Salem			\$42,000	Admin OF
HVAC DDC Improvements	Salem			\$160,000	Admin OF
Building C HVAC Improvements	Salem			\$54,000	
Building C Noise Abatement	Salem			\$140,000	Admin OF
Simpson Street Access Improvements	Salem			\$211,500	Admin OF
Building I Improvements	Salem			\$95,000	Admin OF
3 Acres Parking Lot Improvements	Salem			\$84,000	Admin OF
<b>Sub-Total, Salem Area</b>				<b>\$834,500</b>	
<b>TOTALS, AGENCYWIDE:</b>				<b>\$4,444,222</b>	

Agency Request

Governor's Budget

Legislatively Adopted

Budget Page **K-17**  
**107BF02**

## Budget Narrative

Department of Forestry

Capital Budgeting Program

Capital Improvement Sub-Program  
Sub-Program Unit Narrative

**Base Budget:**

		<u>Agency Requested</u>	<u>Governor's Budget</u>	<u>Legislatively Adopted</u>
Other Funds		\$4,314,778	\$4,314,778	\$4,314,778
	<b>All Funds</b>	<b>\$4,314,778</b>	<b>\$4,314,778</b>	<b>\$4,314,778</b>
	<b>Positions/FTE:</b>	<b>0 / 0.00</b>	<b>0 / 0.00</b>	<b>0 / 0.00</b>

**Essential Packages:**

		<u>Agency Requested</u>	<u>Governor's Budget</u>	<u>Legislatively Adopted</u>
Other Funds				
Package 031 Standard Inflation		\$129,444	\$129,444	\$129,444
	Sub-Total, Other Funds	<b>\$129,444</b>	<b>\$129,444</b>	<b>\$129,444</b>
	<b>Total, All Funds</b>	<b>\$129,444</b>	<b>\$129,444</b>	<b>\$129,444</b>
	<b>Positions/FTE:</b>	<b>0 / 0.00</b>	<b>0 / 0.00</b>	<b>0 / 0.00</b>

**Current Service Level:**

		<u>Agency Requested</u>	<u>Governor's Budget</u>	<u>Legislatively Adopted</u>
Other Funds		\$4,444,222	\$4,444,222	\$4,444,222
	<b>Total, All Funds</b>	<b>\$4,444,222</b>	<b>\$4,444,222</b>	<b>\$4,444,222</b>
	<b>Positions/FTE:</b>	<b>0 / 0.00</b>	<b>0 / 0.00</b>	<b>0 / 0.00</b>

Agency Request

Governor's Budget

Legislatively Adopted

Budget Page **K-18**  
**107BF02**



## Budget Narrative

Department of Forestry

Capital Budgeting Program

Capital Improvement Sub-Program  
Sub-Program Unit Narrative

**Policy Packages:**

	<u>Agency Requested</u>	<u>Governor's Budget</u>	<u>Legislatively Adopted</u>
Other Funds	--	--	--
<b>Total, All Funds</b>	<b>\$0</b>	<b>\$0</b>	<b>\$0</b>
<b>Positions/FTE:</b>	<b>0 / 0.00</b>	<b>0 / 0.00</b>	<b>0 / 0.00</b>

**Total Program Biennial Budget:**

	<u>Agency Requested</u>	<u>Governor's Budget</u>	<u>Legislatively Adopted</u>
Other Funds	\$4,444,222	\$4,444,222	\$4,444,222
<b>All Funds</b>	<b>\$4,444,222</b>	<b>\$4,444,222</b>	<b>\$4,444,222</b>
<b>Positions/FTE:</b>	<b>0 / 0.00</b>	<b>0 / 0.00</b>	<b>0 / 0.00</b>

Agency Request

Governor's Budget

Legislatively Adopted

Budget Page **K-19**  
107BF02

## Budget Narrative

Department of Forestry

Capital Budgeting Program

Capital Improvement Sub-Program  
Essential Packages Summary

Base Budget Package #	Base Budget Package Title
000	Current Service Level Exception Request - Base Budget Change

None.

Essential Package #	Essential Package Title
010	Vacancy Factor and non-PICS Personal Services

None.

Essential Package #	Essential Package Title
020	Cost of Phased-In and Phased-Out Programs and One-Time Costs

None.

Essential Package #	Essential Package Title
031	Standard Inflation

In the Capital Improvement sub-program this package, with a standard 3% inflation, resulted in a budget increase of \$129,444 Other Funds. There is no change to Position Counts or FTE.

Essential Package #	Essential Package Title
032	Above Standard Inflation

None.

Essential Package #	Essential Package Title
050	Fund Shifts

None.

Essential Package #	Essential Package Title
060	Technical Adjustments

None.

Agency Request

Governor's Budget

Legislatively Adopted

Budget Page **K-20**  
**107BF02**

**ESSENTIAL AND POLICY PACKAGE FISCAL IMPACT SUMMARY**

Forestry, Dept of  
Pkg: 031 - Standard Inflation

Cross Reference Name: Capital Improvement  
Cross Reference Number: 62900-088-00-00-00000

<i>Description</i>	General Fund	Lottery Funds	Other Funds	Federal Funds	Nonlimited Other Funds	Nonlimited Federal Funds	All Funds
<b>Services &amp; Supplies</b>							
Instate Travel	-	-	-	-	-	-	-
Office Expenses	-	-	-	-	-	-	-
Publicity and Publications	-	-	-	-	-	-	-
Professional Services	-	-	-	-	-	-	-
Attorney General	-	-	-	-	-	-	-
Facilities Maintenance	-	-	-	-	-	-	-
Agency Program Related S and S	-	-	-	-	-	-	-
Other Services and Supplies	-	-	-	-	-	-	-
Expendable Prop 250 - 5000	-	-	-	-	-	-	-
<b>Total Services &amp; Supplies</b>	-	-	-	-	-	-	-
<b>Capital Outlay</b>							
Technical Equipment	-	-	24,982	-	-	-	24,982
Industrial and Heavy Equipment	-	-	3,078	-	-	-	3,078
Land and Improvements	-	-	36,698	-	-	-	36,698
Building Structures	-	-	64,686	-	-	-	64,686
<b>Total Capital Outlay</b>	-	-	<b>\$129,444</b>	-	-	-	<b>\$129,444</b>
<b>Total Expenditures</b>							
Total Expenditures	-	-	129,444	-	-	-	129,444
<b>Total Expenditures</b>	-	-	<b>\$129,444</b>	-	-	-	<b>\$129,444</b>

\_\_\_\_ Agency Request  
2015-17 Biennium

\_\_\_\_ Governor's Budget  
Page \_\_\_\_\_

\_\_\_\_ Legislatively Adopted  
Essential and Policy Package Fiscal Impact Summary - BPR013

\_\_\_\_ Agency Request

\_\_\_\_ Governor's Budget

  X   Legislatively Adopted

Budget Page K-21

**ESSENTIAL AND POLICY PACKAGE FISCAL IMPACT SUMMARY**

Forestry, Dept of  
Pkg: 031 - Standard Inflation

Cross Reference Name: Capital Improvement  
Cross Reference Number: 62900-088-00-00-00000

<i>Description</i>	General Fund	Lottery Funds	Other Funds	Federal Funds	Nonlimited Other Funds	Nonlimited Federal Funds	All Funds
<b>Ending Balance</b>							
Ending Balance	-	-	(129,444)	-	-	-	(129,444)
<b>Total Ending Balance</b>	-	-	<b>(\$129,444)</b>	-	-	-	<b>(\$129,444)</b>

**DETAIL OF LOTTERY FUNDS, OTHER FUNDS, AND FEDERAL FUNDS REVENUE**

Forestry, Dept of  
2015-17 Biennium

Agency Number: 62900

Cross Reference Number: 62900-088-00-00-00000

<i>Source</i>	2011-13 Actuals	2013-15 Leg Adopted Budget	2013-15 Leg Approved Budget	2015-17 Agency Request Budget	2015-17 Governor's Budget	2015-17 Leg Adopted Budget
<b>Other Funds</b>						
Interest Income	6,023	-	-	-	-	-
Other Revenues	100,613	-	-	-	-	-
Transfer In - Intrafund	864,164	4,314,778	4,314,778	4,444,222	4,444,222	4,444,222
Tsfr From Lands, Dept of State	283	-	-	-	-	-
Transfer Out - Intrafund	(7,867)	-	-	-	-	-
<b>Total Other Funds</b>	<b>\$963,216</b>	<b>\$4,314,778</b>	<b>\$4,314,778</b>	<b>\$4,444,222</b>	<b>\$4,444,222</b>	<b>\$4,444,222</b>

\_\_\_ Agency Request  
2015-17 Biennium

\_\_\_ Governor's Budget  
Page \_\_\_\_\_

\_\_\_ Legislatively Adopted  
Detail of LF, OF, and FF Revenues - BPR012

\_\_\_ Agency Request

\_\_\_ Governor's Budget

  X   Legislatively Adopted

Budget Page K-23

## Budget Narrative

---

Department of Forestry

Capital Budgeting Program

Capital Construction Sub-Program  
Sub-Program Unit Narrative

### 3. Capital Construction (Major Construction/ Acquisition).

#### Program Overview:

The Capital Construction Program supports the Department through the renewal, acquisition and construction of the highest priority major construction/acquisition projects to meet current and future business needs.

#### Statutory Authority:

ORS 291.224

ORS 291.216(8)(C)

#### Purpose, Customers and Source of Funding:

The purpose of the Capital Construction Program is to maintain and develop functional capital assets through the renewal, acquisition and construction of major construction/acquisition projects to meet programmatic changes and to replace obsolete facilities. Major construction/acquisition projects are those capital projects that are capitalized, have a cost of more than \$1 million, and are used to build, acquire, adapt, replace or change the function of a facility.

The Department proposes to use XI-Q bond financing. The debt service for the XI-Q bond financing will be a combination of General Fund and Other Funds resources comprised of program pro-rate and rent-back funds, direct assessments from forest landowners, and where appropriate, net proceeds from state forest operations.

To maximize the effectiveness of limited revenue sources, the focus of Capital Construction Program is on the following categories of needs that emphasize improved safety and functionality of Department's facilities:

- Code & Life Safety - Improvements to our older facilities to meet modern building code and life-safety requirements;
- Service Life - Renewal and replacement projects to offset the wear and decline of our facilities due to intensive, long-term use;
- Programmatic Changes - Revisions to meet changing program needs and to maintain staff productivity and work capacity;
- Functional Obsolescence - Renovation and replacement projects to eliminate functional limitations.

---

Agency Request

Governor's Budget

Legislatively Adopted

Budget Page K-24  
107BF02

## Budget Narrative

Department of Forestry

Capital Budgeting Program

Capital Construction Sub-Program  
Sub-Program Unit Narrative

**Policy Packages:**

	<u>Agency Requested</u>	<u>Governor's Budget</u>	<u>Legislatively Adopted</u>
Other Funds			
Package 101 State Forester's Office Building	\$7,000,000	\$7,000,000	\$0
<b>Total, All Funds</b>	<b>\$7,000,000</b>	<b>\$7,000,000</b>	<b>\$0</b>
<b>Positions/FTE:</b>	<b>0 / 0.00</b>	<b>0 / 0.00</b>	<b>0 / 0.00</b>

**Total Program Biennial Budget:**

	<u>Agency Requested</u>	<u>Governor's Budget</u>	<u>Legislatively Adopted</u>
Other Funds			
<b>All Funds</b>	<b>\$7,000,000</b>	<b>\$7,000,000</b>	<b>\$0</b>
<b>Positions/FTE:</b>	<b>0 / 0.00</b>	<b>0 / 0.00</b>	<b>0 / 0.00</b>

Agency Request

Governor's Budget

Legislatively Adopted

Budget Page **K-25**  
**107BF02**

## Budget Narrative

Department of Forestry

Capital Budgeting Program

Capital Construction Sub-Program  
Essential Packages Summary

Base Budget Package #	Base Budget Package Title
000	Current Service Level Exception Request - Base Budget Change

None.

Essential Package #	Essential Package Title
010	Vacancy Factor and non-PICS Personal Services

None.

Essential Package #	Essential Package Title
020	Cost of Phased-In and Phased-Out Programs and One-Time Costs

None.

Essential Package #	Essential Package Title
031	Standard Inflation

None.

Essential Package #	Essential Package Title
032	Above Standard Inflation

None.

Essential Package #	Essential Package Title
050	Fund Shifts

None.

Essential Package #	Essential Package Title
060	Technical Adjustments

None.

Agency Request

Governor's Budget

Legislatively Adopted

Budget Page **K-26**  
**107BF02**



**ESSENTIAL AND POLICY PACKAGE FISCAL IMPACT SUMMARY**

Forestry, Dept of  
Pkg: 031 - Standard Inflation

Cross Reference Name: Capital Construction  
Cross Reference Number: 62900-089-00-00-00000

<i>Description</i>	General Fund	Lottery Funds	Other Funds	Federal Funds	Nonlimited Other Funds	Nonlimited Federal Funds	All Funds
<b>Capital Outlay</b>							
Building Structures	-	-	-	-	-	-	-
<b>Total Capital Outlay</b>	-	-	-	-	-	-	-
<b>Total Expenditures</b>							
Total Expenditures	-	-	-	-	-	-	-
<b>Total Expenditures</b>	-	-	-	-	-	-	-
<b>Ending Balance</b>							
Ending Balance	-	-	-	-	-	-	-
<b>Total Ending Balance</b>	-	-	-	-	-	-	-

**DETAIL OF LOTTERY FUNDS, OTHER FUNDS, AND FEDERAL FUNDS REVENUE**

Forestry, Dept of  
2015-17 Biennium

Agency Number: 62900

Cross Reference Number: 62900-089-00-00-00000

<i>Source</i>	2011-13 Actuals	2013-15 Leg Adopted Budget	2013-15 Leg Approved Budget	2015-17 Agency Request Budget	2015-17 Governor's Budget	2015-17 Leg Adopted Budget
<b>Other Funds</b>						
Cert of Participation	-	1,750,000	1,750,000	7,000,000	7,000,000	-
Other Revenues	1,184,231	-	-	-	-	-
Tsfr To Administrative Svcs	(1,184,231)	-	-	-	-	-
<b>Total Other Funds</b>	-	<b>\$1,750,000</b>	<b>\$1,750,000</b>	<b>\$7,000,000</b>	<b>\$7,000,000</b>	-

\_\_\_ Agency Request  
2015-17 Biennium

\_\_\_ Governor's Budget  
Page \_\_\_\_\_

\_\_\_ Legislatively Adopted  
Detail of LF, OF, and FF Revenues - BPR012

\_\_\_ Agency Request

\_\_\_ Governor's Budget

  X   Legislatively Adopted

Budget Page K-28

## Budget Narrative

**Department of Forestry**

**Special Reports**

**IT Business Case**

(THAT EQUAL OR EXCEED \$150,000)

Agency Name:	OREGON DEPARTMENT OF FORESTRY					
Project Name:	ELECTRONIC NOTIFICATION SYSTEM MAINTENANCE					
Mandated Project?	Yes or No	No	By: Legislature, Federal Gov, Other (identify it)			
Base Budget or POP?		POP	Which agency or state plans or goals does it align with and/or support?			
State Data Center Impact	Yes or No	YES				

**Project Description:**

The project focuses on improving and maintaining the automation of the submission, review, approval, and reporting of forest operation notifications in order to create business efficiencies that support the Private Forests Division's administration of the Forest Practices Act. This is a key component of what ODF does to support the mission of the agency; *"To serve the people of Oregon by protecting, managing, and promoting stewardship of Oregon's forests to enhance environmental, economic, and community sustainability."*

Cost Summary	General Fund	Lottery Funds	Other Funds	Non-Limited	Federal Funds	Non-Limited	Total Funds
Total estimated cost by fund (2015-17):	\$838,438	\$0	\$558,960	\$0	\$0	\$0	\$1,397,398
Total estimated cost by fund (all biennia):	\$838,438	\$0	\$558,960	\$0	\$0	\$0	\$1,397,398
Estimated Cost by category (2015-17):	Personal Services	Services & Supplies	Capital Outlay	Special Payments	Debt Service		
	\$182,398	\$1,215,000	\$0	\$0	\$0		
Estimated Cost by category (all biennia):	\$182,398	\$1,215,000	\$0	\$0	\$0		

State Data Center Cost Estimate (2015-17):	One-Time Costs
Expected Start Date:	Recurring Costs –
Expected Completion Date:	July 1, 2015
	June 30, 2017

Positions:	
Internal	1
Contractor	TBD
FTE:	1.00

Agency Request

Governor's Budget

Legislatively Adopted

**Budget Page L-1**  
107BF14

## Budget Narrative

---

**Department of Forestry**

**Special Reports**

**APPR / Key Performance Measures**

APPR / Key Performance Measures

The Annual Performance Progress Report (Key Performance Measures document) is not required during the Agency Request budget cycle per the 2015-17 Budget Instructions (page 38), and therefore is not included in this document.

---

**Agency Request**

**Governor's Budget**

**Legislatively Adopted**

**Budget Page L-2**  
107BF14

## Budget Narrative

---

Department of Forestry

Special Reports

Audits Activity

### Audits Activity

#### Department of Forestry's Response to the FY2013 Statewide Single Audit of Oregon Department of Forestry transmitted in Management Letter No. 629-2014-01-01

#### Findings and Recommendations

##### Long-Term Accounts Receivable Accruals

The state's accounting policy directs that revenue, within governmental funds, be recognized using the modified accrual basis of accounting. Under this basis of accounting, revenue recorded in the current year must be both measurable and available to finance current period expenditures. For the state, revenue is considered "available" if it is collected within 90 days of the fiscal year end. The receivable associated with revenue that is collected after the 90 day accrual period is recorded as a long-term receivable.

Department management records all receivables at fiscal year-end as current receivables. Management has not developed a methodology to estimate and accrue, as long-term, the portion of its receivable balance that is expected to be received after the state's 90-day accrual period. Consequently, current accounts receivable, and related revenue, were overstated by nearly \$6.4 million.

**We recommend** management develop a methodology to estimate and accrue, as long-term, the portion of its receivable balance it expects to receive after the state's 90-day accrual period.

The above material weakness, along with your response to the finding, will be included in our Statewide Single Audit Report for the fiscal year ended June 30, 2013. Please prepare a response to the finding and include the following information as part of your corrective action plan:

- 1) Your agreement or disagreement with the finding. If you do not agree with the audit finding or believe corrective action is not required, include in your response an explanation and specific reasons for your position.
- 2) The corrective action planned.
- 3) The anticipated completion date.
- 4) The name(s) of the contact person(s) responsible for corrective action.

**The Department** agrees with this finding. As part of our year-end process we will develop a methodology to project the estimated receivables that will realistically be collected in the 90 days following the end of the fiscal year. The methodology will include reviewing collection history as well as reviewing receivables to determine the normal payment of that type of receivable. Receivable balances deemed not to be realizable within 90 days after year-end shall be reclassified to Long-Term Receivables for financial statement purposes. The exact methodology will be refined and enhanced as we go through each year-end close in the future.

We anticipate the completion of this correction to be August 2014 for the current fiscal year end close.

---

Agency Request

Governor's Budget

Legislatively Adopted

Budget Page L-3  
107BF14

## Budget Narrative

---

Department of Forestry

Special Reports

Audits Activity

Audits Activity (Cont.)

### Department of Forestry's Response to the Information Technology Controls Audit Report Number 2013-8

#### Findings and Recommendations

**Audit Finding 1:** Strategic plans do not provide a clear vision for optimizing use of information technology.

**Audit Recommendation:** Ensure effective strategic planning occurs for information technology at regular intervals, including development of tactical plans to allocate resources and prioritize efforts.

**Agency's Response:** Management agrees with this recommendation. The Oregon Department of Forestry (ODF) is currently developing an agency-wide strategic plan, with annual operating plans for each of its divisions. In alignment with these plans, the Information Technology Program will develop strategic and tactical plans by the fall of 2013. These plans will set clear direction for the program on how it supports and provides services to the agency, including specific tactical actions one to two years out.

**Audit Finding 2:** Information technology efforts are not well organized.

**Audit Recommendations:** Provide information technology policies, procedures, and/or standards to guide staff as they perform important tasks such as strategic planning, system maintenance, quality assurance, or security.

Ensure sufficient numbers of competent staff are available and formally assigned to perform critical information technology tasks.

**Agency's Response:** Management agrees with these recommendations. Taken together, this finding's components point clearly to the need for an information technology governance model to coordinate responses to all of the concerns raised. This will be a major undertaking, given ODF's unique mission which requires 24-7 fire response, geographic spread and remoteness of offices and operations, and its diverse and complex funding model.

The department has started to develop an information technology governance model and to build internal understanding of the need for such a model. We expect to implement the model, with the full support of the executive team, in the fall of 2013. The model will be applied immediately to addressing the specific items identified in the audit report.

The oversight committee will need to carefully evaluate the organization and funding of information technology services throughout the agency. Although addressing the audit report findings will require considerable effort, we believe that a governance model with full executive team support will position ODF for dramatic improvements in short- and long-range IT planning and execution.

---

Agency Request

Governor's Budget

Legislatively Adopted

Budget Page L-4  
107BF14

## Budget Narrative

---

Department of Forestry

Special Reports

Audits Activity

Audits Activity (Cont.)

**Audit Finding 2:** (Cont.)

The Governor's Balanced Budget for the agency for 2013-15 recommends additional IT staffing. The Legislature is currently considering this budget proposal. Approval of the proposal would provide the capacity to help address the audit report's specific recommendation regarding staffing.

**Audit Finding 3:** Processes for acquiring, implementing, and maintaining technology solutions are inadequate.

**Audit Recommendation:** Formally adopt system development lifecycle methodologies to better govern processes for selecting, acquiring, developing, and implementing computer systems.

**Agency's Response:** Management agrees with this recommendation. The agency needs documented standards and lifecycle approaches for developing, acquiring, implementing and maintaining computer systems and applications. ODF has lacked sufficient IT staff to achieve these goals. While development standards have already been set, documentation and processes still need to be completed. With our limited IT resources, there currently is no timeline for this.

Once formed, the IT governance committee will be tasked with fully understanding the importance of a lifecycle methodology for systems and applications, and will work on a plan to obtain the necessary resources.

**Audit Finding 4:** Security of information systems and data needs improvement.

**Audit Recommendation:** Resolve the security weaknesses we identified in our confidential management letter and work with the Department of Administrative Services' Enterprise Technology Services to ensure the department's security expectations are clearly established and fulfilled.

**Agency's Response:** Please refer to the confidential response letter hand-delivered to the Audits Division.

---

Agency Request

Governor's Budget

Legislatively Adopted

Budget Page L-5  
107BF14

## Budget Narrative

---

Department of Forestry

Special Reports

Affirmative Action Report

### **Affirmative Action Report for the 2015-2017 Budget:**

The Department of Forestry continues to work toward the goals laid out in the 2011-2013 Affirmative Action Plan. This report provides a summary of significant changes that have occurred over the last two years, an overview of activities that are making a major contribution towards our goals, and an overview of areas that will see additional emphasis in the 2015-2017 biennium. The multi-pronged approach highlighted below is heading Forestry towards its goal of further diversifying its work force.

### **Significant Changes:**

The natural resource professional job group (B08) is the largest permanent job group in the agency with approximately 26% of the permanent work force in this category. This is an extremely important job group not only because of its size but because it provides the technical know-how for the agency and it is a major source of qualified candidates for the Middle and Upper Management (A01, A02) job groups.

There has been a slight improvement in the number of women, and a slight decrease in the number of people of color over the last couple of years in this job group:

- The number of women has increased from 13.9% to 15.79% in the last biennium. While this job group still remains under parity (25.10%), the number of women has increased slightly. We continue to increase recruitment outreach in an effort to increase both the number of women and people of color in the organization.
- The number of people of color decreased from 6.2% to 5.6%. This job group remains close to parity (7.2%) and we will continue working towards parity in all classifications in the job group.

### **Programs that Work:**

The following activities play a major role in moving the agency toward its affirmative action goals as well as building a foundation for future efforts to diversify the work force.

---

Agency Request

Governor's Budget

Legislatively Adopted

Budget Page L-6  
107BF14



## Budget Narrative

---

Department of Forestry

Special Reports

Affirmative Action Report

### Programs that Work: (Cont.)

1. Forestry plans to continue its excellent Forestry Intern Program for forestry and natural resource college students during the summer as funds are available. The intern program provides an excellent applicant pool of protected class candidates for future recruitments as well as a valuable network with university counselors and students. In the past, recruiters have made on-campus visits to the following universities: University of Montana, University of Idaho, Oregon State University, Humboldt State University, Washington State University, Chemeketa Community College, Northern Arizona University and State University of New York.
2. Forestry's Diversity initiative is aimed at: (a) creating an inclusive work environment, (b) encouraging each employee to reach their full potential and (c) establishing Forestry as the "Employer of Choice." Accomplishment of the diversity efforts in conjunction with a strong recruiting and succession plan effort will provide the impetus for continued diversification of the agency's work force. High priority items that were identified and have been implemented to date include:
  - Implementation of Covey's 7 Habits Plus training for all agency employees as the ODF corporate culture course.
  - Managers discussing, agreeing to and completing Individual Learning Plans for all employees during the annual performance appraisal process.
  - Update and maintenance of the Human Resources Webpage.
  - Implementation of gender communication training for all agency employees.
  - Incorporate the Working Guidelines of the Department into all agency specific training.
  - Diversity awareness issues built into the agendas of Forestry's Leadership Team meetings and the Agency Leadership Program, as needed.
  - All Forestry employees were encouraged to attend half-day agency sponsored diversity forums.
3. Forestry makes a special effort to attend the Minorities in Agriculture and Natural Resource Related Sciences Conference (MANRRS), a national link to students of color studying various natural resource topics. We plan to attend this conference in the future as feasible and as funds are available.

---

     Agency Request

     Governor's Budget

  X   Legislatively Adopted

Budget Page L-7  
107BF14

## Budget Narrative

---

Department of Forestry

Special Reports

Affirmative Action Report

### Programs that Work: (Cont.)

4. While short-term recruiting needs are being addressed through outreach events and the intern program, a longer-term approach for developing future interest in employment is also needed. Exposure to natural resources as a potential career needs to be addressed at the K-12 grades in Oregon. Forestry has developed several options that will increase exposure of urban students to natural resource issues and potentially to natural resource careers.
  - Forestry education program in Northwest Oregon that provides teachers with forestry educational material and strategies for the primary grades and middle school levels. The Northwest Education Program Coordinator is currently working with the Tillamook and Portland School Districts to provide Forestry education materials, curriculum, and field experiences to students.
  - Collaborate with the Oregon Forest Resources Institute (OFRI) as OFRI has funds available to assist with transportation costs for forestry related fieldtrips for students in urban areas.
  - Tillamook Forest Center – Field trips and exposure to the general public.
  - Field offices throughout Oregon conduct fire prevention programs, support outdoor school activities, and natural resource curriculums for various grade levels.
  - Forestry has dedicated time to classroom presentations, field trips, mentoring, informational interviews, and job shadows to students from elementary school through four universities. For example, Forestry staff conducted 15 field trips for approximately 400 students, ranging from grade school to the university level.
  - Forestry's School-To-Work Coordinator coordinates Forestry efforts to provide students with informational interviews, job shadows, and student internships.
5. Forestry's recruiter and Affirmative Action Officer have developed and continue to make contacts with a wide variety of people of color organizations and the educational community. These efforts focus on how to integrate our outreach and educational efforts with the ongoing efforts of these organizations. Forestry's recruiter participates annually on the YWCA Diversity Conference Planning committee, and has attended other diversity conference/events as offered.

---

Agency Request

Governor's Budget

Legislatively Adopted

Budget Page L-8  
107BF14

## Budget Narrative

---

Department of Forestry

Special Reports

Affirmative Action Report

### Additional Emphasis in 2015-2017 Biennium:

Additional emphasis will be made in the following areas during the 2015-17 biennium.

1. Continue to serve as business partners with North Salem and McNary High School in the Salem-Keizer School District.
2. Encourage district offices to participate as business partners with their local school districts.
3. Continue to build relationships with organizations representing people of color and organizations representing women.
4. Continue implementation of high priority action items identified in the agency's Diversity Action Plan. Such items include:
  - Develop and implement an action plan to address Forestry's "unwritten rules"
  - Implement our revised employee recognition program
  - Continue emphasis on all employees developing an Individual Learning Plan during the annual performance appraisal process
  - Implementation of the action items in Forestry's Succession Management Plan
  - Continue to communicate and emphasize Forestry's Working Guidelines at all levels of the organization
  - Expand participation in Forestry's Mentorship Program
  - Expand communication skill training for all employees
  - Additional training for managers in supervision, including equal employment opportunity laws, and leadership skills
  - Continue to provide employees with policy updates and/or trainings annually on Discrimination and Harassment (including Sexual Harassment), Maintaining a Professional Work Place, Workplace effects on Domestic Violence, Sexual Assault & Stalking, etc.
  - Develop and implement Cross Cultural/Diversity Training for all agency employees.
  - Improve diversity information and resources on the ODFnet Human Resources webpage.
  - Implement the agency's Professional Standards Workgroup recommendations including heightening awareness of professional standards and expectations for all employees in the workplace.
  - Effectively implement the new statewide E-Recruit System which has broadened the agency's outreach efforts for employment opportunities.

---

Agency Request

Governor's Budget

Legislatively Adopted

Budget Page L-9  
107BF14

## Budget Narrative

---

Department of Forestry

Special Reports

Affirmative Action Report

**Additional Emphasis in 2015-2017 Biennium:** (Cont.)

5. Continue to emphasize the potential of a career in natural resources to our customers, the public, students and School-To-Work counselors. The possibility of a career in Forestry or natural resources seems to be a “blind spot” in many people’s mind and as such they don’t consider it as an option. Continue to work with the School-To-Work Program to provide high school students with real work experiences in a Forestry career path.
6. Continue to target outreach to recruit women and people of color into the natural resources field through high schools, colleges, universities, publications, websites, associations, etc.
7. Participate in the Salem/Keizer School District’s “Expanding Your Horizons”. This is a Math and Science Career Expo for girls in 5th through 8th grade.
8. Participate in the Salem/Keizer School District’s JIFFY (Job Interview Fair for Youth).
9. Participate in Veteran’s Job Fairs.

---

Agency Request

Governor's Budget

Legislatively Adopted

Budget Page L-10  
107BF14