

FEDERAL PAYCHECK PROTECTION PROGRAM LOANS TO OREGON’S HEALTH CARE INDUSTRY

The Paycheck Protection Program (PPP) is a federal loan program designed to provide a direct incentive for small businesses and non-profits to keep their workers on the payroll. Loans may be forgiven if all employee retention criteria and other eligibility conditions are met.

As of June 30, 2020, approximately 63,000 businesses in Oregon had received support through the PPP, totaling \$6.9 billion. About 15 percent of those businesses received loans greater than \$150,000. This document summarizes the PPP loans received by Oregon’s healthcare industry by size of PPP loan, by category, by geography, and by the number of jobs retained.

PPP LOANS TO OREGON’S HEALTH CARE INDUSTRY

Of the more than 9,200 Oregon businesses receiving PPP loans of \$150,000 or more, we identified just over 900 health care industry organizations, including providers, health plans, and ancillary services like medical billing, health information technology, and staffing agencies.

OREGON HEALTH CARE INDUSTRY RECIPIENTS OF PPP LOANS

PPP Loan Amount	# of OR recipients (all businesses)	# of OR health care industry recipients	Health care industry as % of OR recipients
\$5 - \$10 million	54	10	18.5%
\$2 - \$5 million	340	52	15.3%
\$1 - \$2 million	654	62	9.5%
\$350,000 - \$1 million	2,783	258	9.3%
\$150,000 - \$350,000	5386	537	10.0%
Total	9,217	919	10.0%

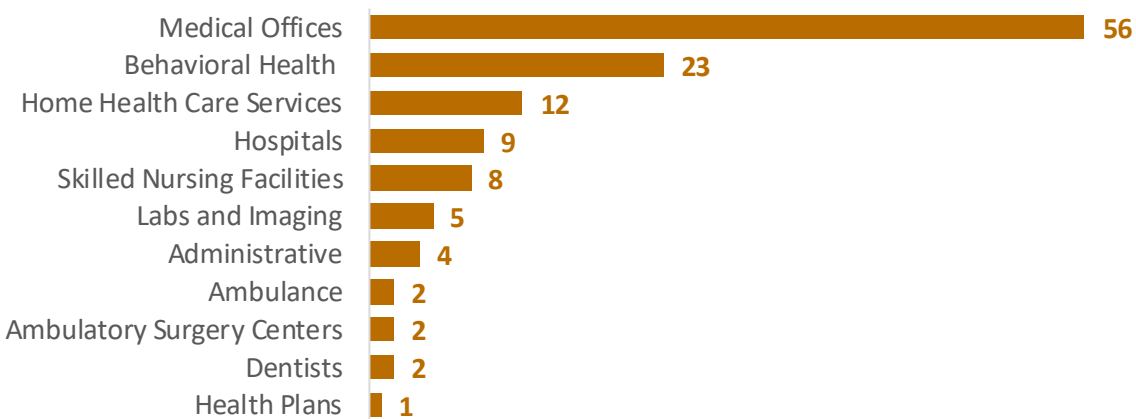
While Oregon health care industry recipients received 10 percent of all PPP loans to Oregon businesses of \$150,000 or more, Oregon health care organizations received a greater share of high-dollar loans (15 percent of PPP loans between \$2 - \$5 million, and 18.5 percent of PPP loans between \$5 - \$10 million).

About Paycheck Protection Program loans: PPP loans can be fully forgiven if the funds are used for payroll costs, interest on mortgages, rent, or utilities. Forgiveness is based on the employer maintaining or quickly rehiring employees and maintaining salary levels. Forgiveness will be reduced if full-time headcount declines or salaries and wages decrease. www.sba.gov/funding-programs/loans/coronavirus-relief-options/paycheck-protection-program

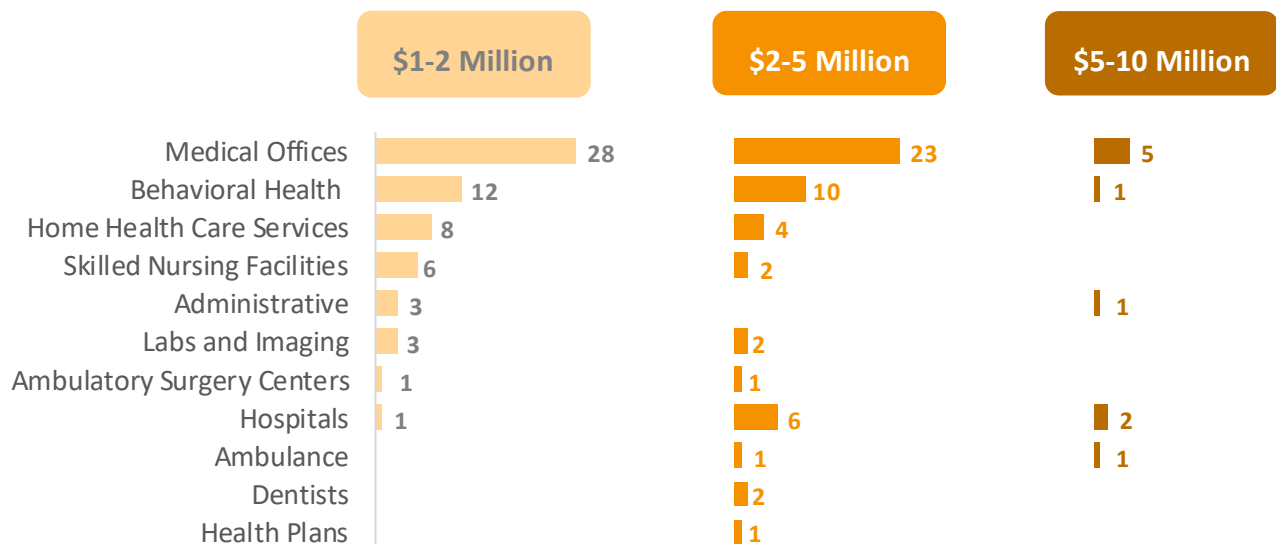
PPP LOANS GREATER THAN \$1 MILLION

1,048 Oregon businesses received at least \$1 million or more in support. Of those receiving at least \$1 million, we identified 124 health care industry organizations. The largest category is Medical Offices, which includes primary care, pediatricians, occupational and physical therapists, chiropractors, optometrists, and other specialists. The second largest category is Behavioral Health, which includes residential and outpatient, mental health and substance abuse providers. However, there is more variation, depending on the loan amount (e.g. only one Behavioral Health organization received a PPP loan between \$5-\$10 million).

NUMBER OF OREGON HEALTH CARE INDUSTRY ORGANIZATIONS RECEIVING PPP LOANS >\$1M, BY CATEGORY



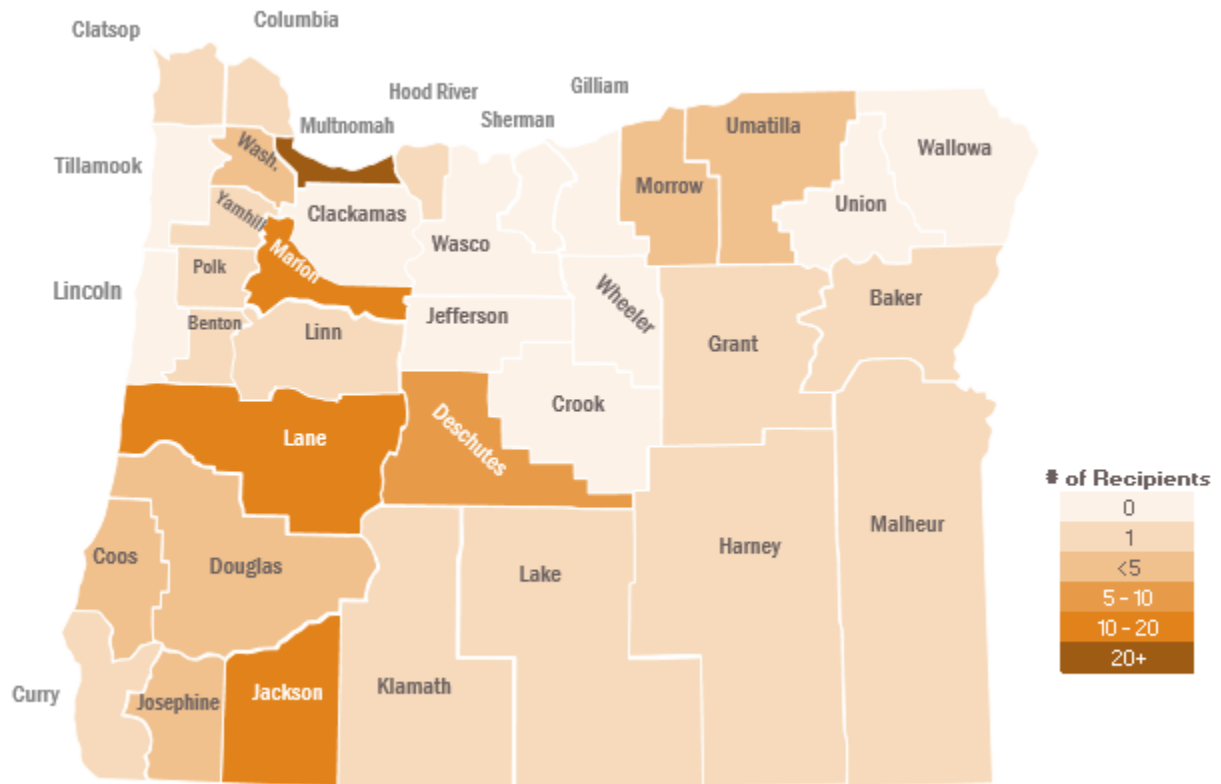
NUMBER OF OREGON HEALTH CARE INDUSTRY ORGANIZATIONS RECEIVING PPP LOANS >\$1M, BY CATEGORY AND AMOUNT



PPP LOANS BY LOCATION

Health care industry organizations in 25 of Oregon’s 36 counties received PPP loans of \$1 million or more. However, PPP loan data is based on the address where the business is registered, which may distort the data, based on locations of parent companies. The table below may not fully represent all health care industry organizations across the state receiving PPP loans.

NUMBER OF OREGON HEALTH CARE INDUSTRY ORGANIZATIONS RECEIVING PPP LOANS >\$1M, BY COUNTY

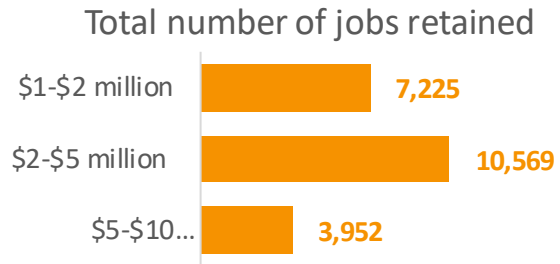


Baker	1	Harney	1	Morrow	2
Benton	1	Hood River	1	Multnomah	31
Clackamas		Jackson	14	Polk	1
Clatsop	1	Jefferson		Sherman	
Columbia	1	Josephine	5	Tillamook	
Coos	4	Klamath	1	Umatilla	3
Crook		Lake	1	Union	
Curry	1	Lane	17	Walla	
Deschutes	7	Lincoln		Wasco	
Douglas	5	Linn	1	Washington	4
Gilliam		Malheur	1	Wheeler	
Grant	1	Marion	18	Yamhill	1

JOB RETAINED

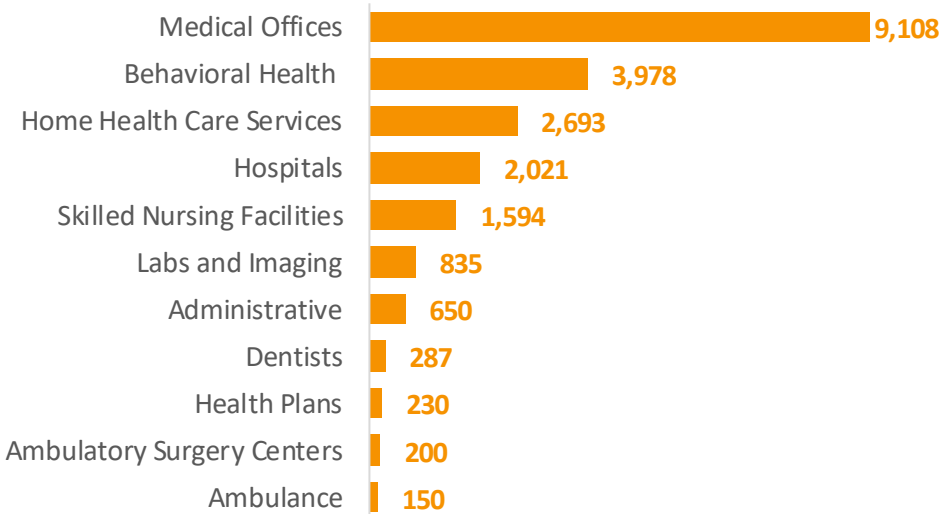
Oregon health care industry organizations receiving \$1 million or more in PPP loans reported almost 22,000 jobs saved or retained as a result.

On average, Oregon healthcare industry organizations receiving larger PPP loans retained more jobs.



PPP Loan Amount	Avg. Jobs Retained
\$1-\$2 million	127
\$2-\$5 million	230
\$5-\$10 million	439

NUMBER OF JOBS RETAINED, AS REPORTED BY OREGON HEALTH CARE INDUSTRY ORGANIZATIONS RECEIVING PPP LOANS >\$1 MILLION, BY CATEGORY



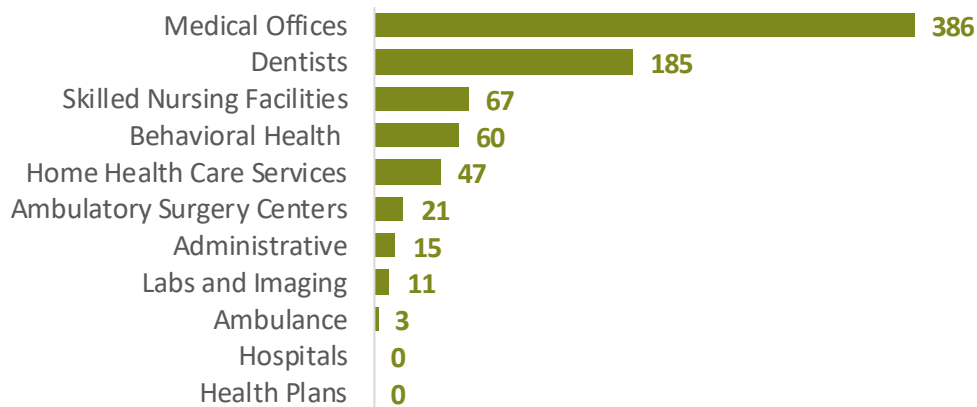
Jobs retained is an undercount, as some PPP loan recipients did not report this value.

PPP LOANS BETWEEN \$150,000 AND \$1 MILLION

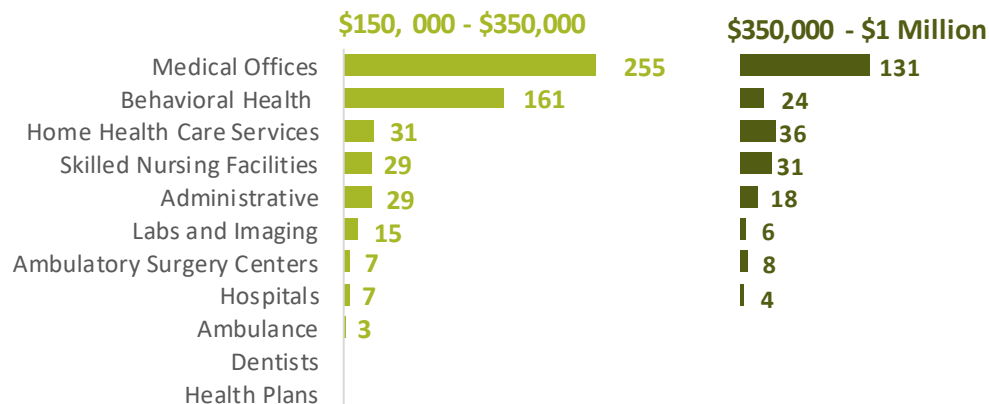
8,169 Oregon businesses received between \$150,000 and \$1 million in PPP loans. Of those, we identified 795 health care industry organizations, representing just under 10 percent of all Oregon businesses receiving funds.

The largest category is again Medical Offices, which includes primary care, pediatricians, occupational and physical therapists, chiropractors, optometrists, and other specialists. The second largest category in this funding range is Dentists, which includes dentists, oral surgeons, and orthodontists. As dental providers were not eligible for initial distributions of federal Provider Relief Funds, it is good to see the Oregon dental providers were able to access some federal financial supports, even though most only received loans between \$150-350,000.

NUMBER OF OREGON HEALTH CARE INDUSTRY ORGANIZATIONS RECEIVING PPP LOANS BETWEEN \$150,000 AND \$1 MILLION, BY CATEGORY



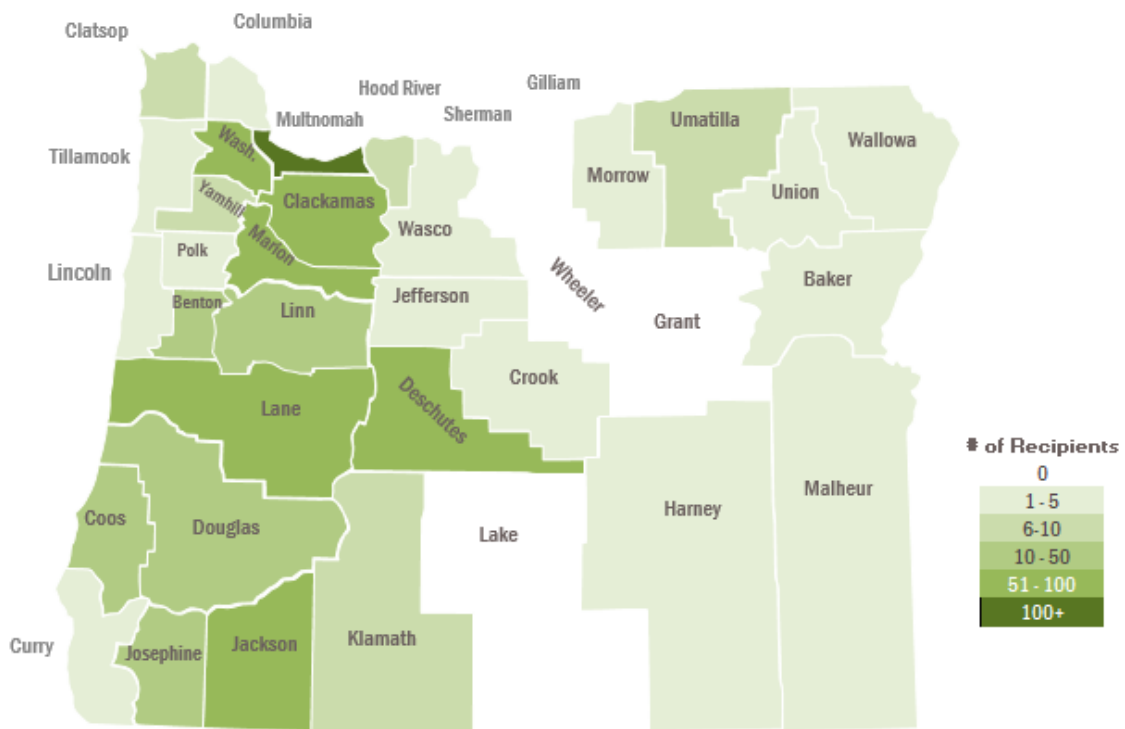
NUMBER OF OREGON HEALTH CARE INDUSTRY ORGANIZATIONS RECEIVING PPP LOANS BETWEEN \$150,000 AND \$1 MILLION, BY CATEGORY AND BY AMOUNT



PPP LOANS BY LOCATION

Health care industry organizations in 31 of Oregon’s 36 counties received PPP loans between \$150,000 and \$1 million. However, PPP loan data is based on the address that the business is registered at, which may distort the data, based on locations of parent companies. The table below may not fully represent all healthcare organizations across the state who received PPP loan funds.

NUMBER OF OREGON HEALTH CARE INDUSTRY ORGANIZATIONS RECEIVING PPP LOANS BETWEEN \$150,000 AND \$1 MILLION, BY COUNTY



Baker	2	Harney	1	Morrow	1
Benton	24	Hood River	7	Multnomah	214
Clackamas	60	Jackson	61	Polk	4
Clatsop	6	Jefferson	1	Sherman	
Columbia	2	Josephine	16	Tillamook	4
Coos	11	Klamath	8	Umatilla	7
Crook	2	Lake		Union	4
Curry	2	Lane	86	Wallowa	2
Deschutes	60	Lincoln	3	Wasco	3
Douglas	17	Linn	16	Washington	79
Gilliam		Malheur	4	Wheeler	
Grant		Marion	79	Yamhill	9

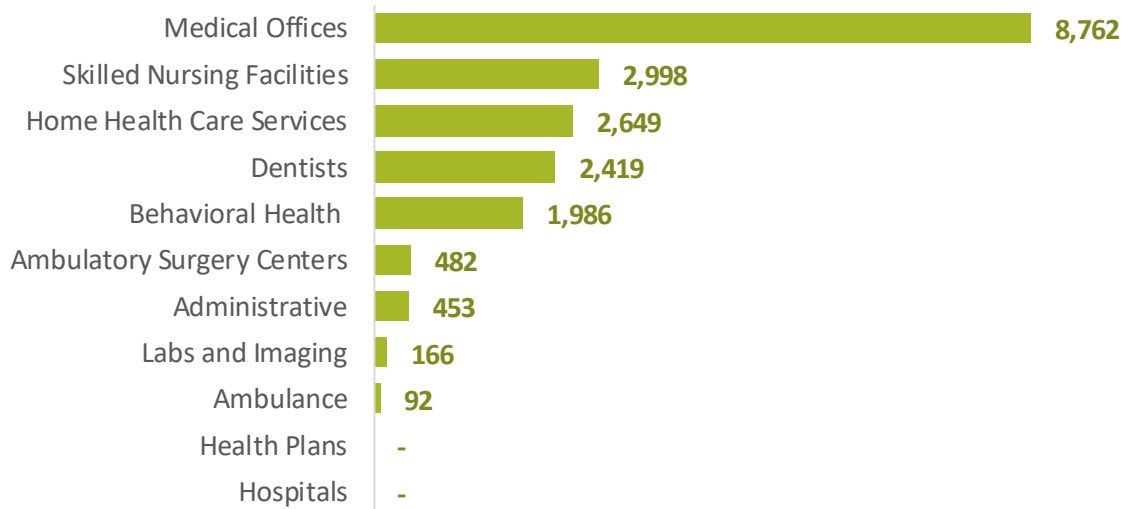
JOB RETAINED

Oregon health care industry organizations receiving between \$150,000 and \$1 million in PPP loans reported just over 20,000 jobs saved or retained.



Oregon health care industry organizations receiving loans between \$150,000 - \$350,000 retained an average of 19.6 jobs per organization, and those receiving \$350,000-\$1 million retained an average of 47 jobs.

NUMBER OF JOBS RETAINED, AS REPORTED BY OREGON HEALTH CARE INDUSTRY ORGANIZATIONS RECEIVING PPP LOANS BETWEEN \$150,000 - \$1 MILLION, BY CATEGORY



Jobs retained is an undercount, as some PPP loan recipients did not report this value.

PPP LOANS LESS THAN \$150,000

The Treasury also provided a deidentified data file for each state with a listing of loan recipients less than \$150,000. The Oregon Health Authority has not yet summarized this file to identify any additional health care industry recipients; given the noise in the North American Industry Classification System (NAICS) codes, drawing conclusions from this data may be challenging.

METHODOLOGY

We used the U.S. Department of the Treasury's PPP Loan Level Data file, data through June 30, 2020. Data publicly available at: <https://home.treasury.gov/policy-issues/cares-act/assistance-for-small-businesses/sba-paycheck-protection-program-loan-level-data>

We used the North American Industry Classification System (NAICS) codes in the original data file to identify health care related industries and then manually reviewed other Oregon recipients for potential health care organizations. We rolled up the NAICS codes into the categories used here, which also included some data cleaning (e.g. we recoded an optometrist listed as a retailer and a pediatrician listed as a software provider as medical offices). If not obvious from business name (e.g. Little Smiles Pediatric Dentistry), we looked up the business name online to determine the category.

Some health care organizations in the data file may have been missed and some may be miscategorized in this summary. Other health care organizations in Oregon may have received PPP loans after June 30th and are not represented here.

See Appendix for full list of Oregon health care industry PPP loan recipients.