

Using a community-inclusive framework to identify and address health disparities

Sandra Clark, MPH
Health Share of Oregon

Coordinated Care Model Summit - November 17, 2015

Together
we are

health
share

Health Share of Oregon




Does it go without saying?

in·clu·sion (in'klooZHən/)

1. the action or state of including or of being included within a group or structure.

com·mu·ni·ty (/kə'myoonədə/)

1. a group of people living in the same place or having a particular characteristic in common.
2. a feeling of fellowship with others, as a result of sharing common attitudes, interests, and goals.



Equality

doesn't mean

Equity

Together
we are

health
share

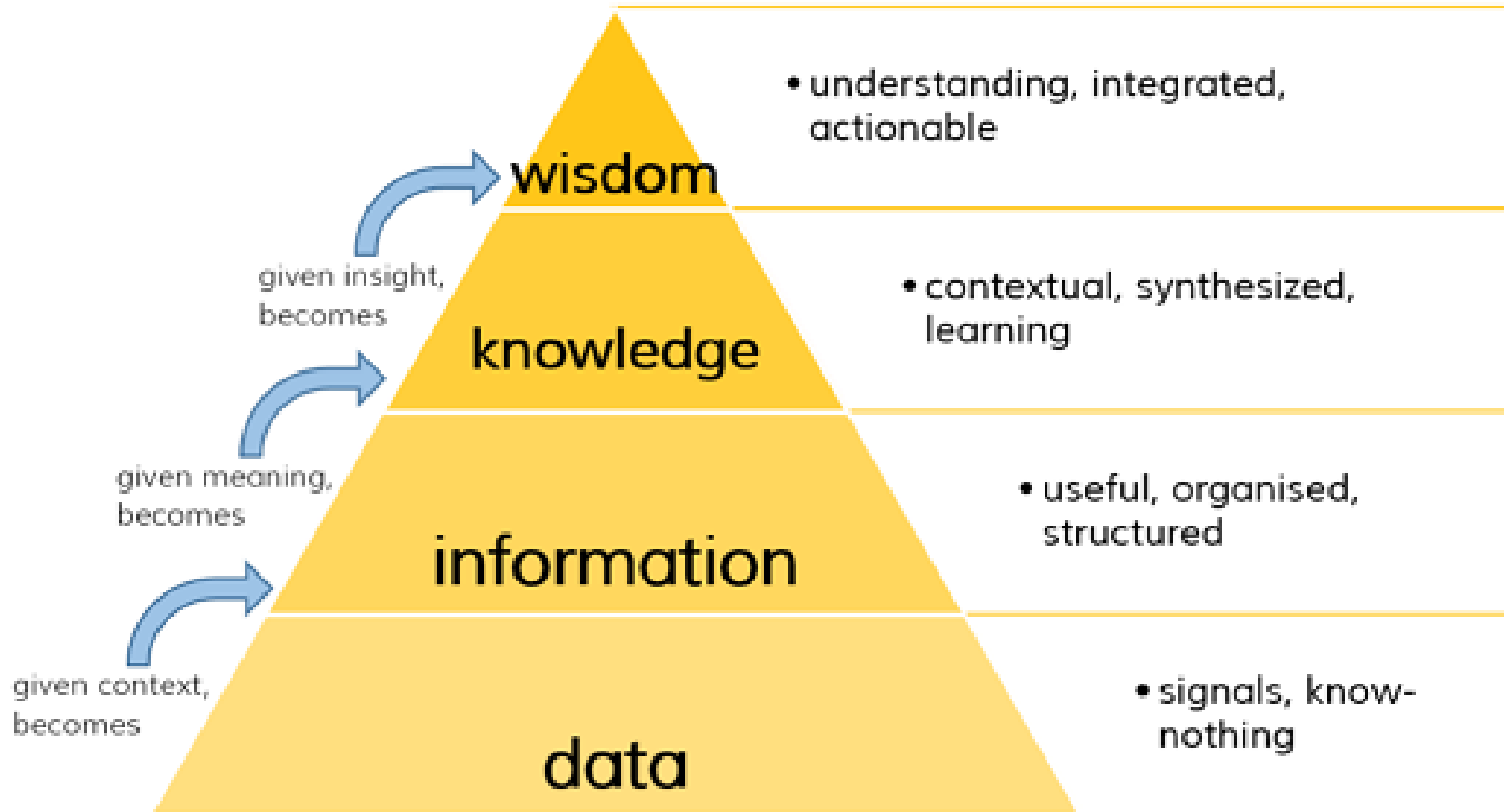
Health Share of Oregon

What happens if we don't include communities in identifying and addressing disparities?

- We become part of the problem
- Data aren't turned into meaningful information
- We make “data-driven decisions” that aren't relevant or meaningful
- We waste time and resources



What will happen if we do?



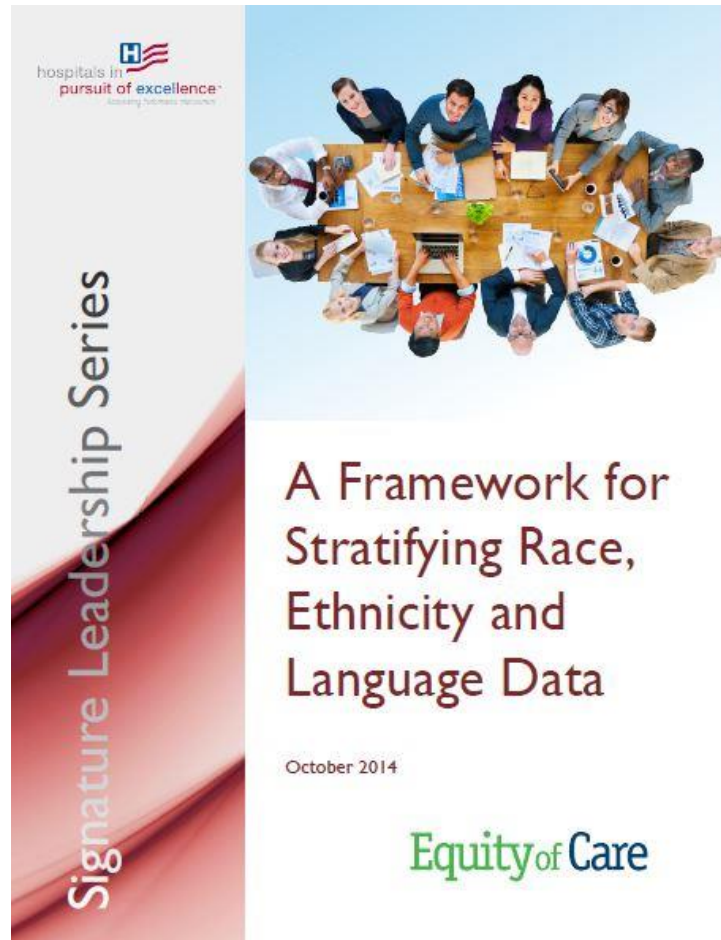
We established a foundation for equity and inclusion at Health Share

- Naming our commitment
- Developing our staff's capacity
- Equitably allocating resources
- Continuous learning
- Team-based work
- Community engagement



We selected a framework recommended by OHA

1. Team approach
2. Develop procedure
3. Identify priorities
4. Analyze
5. Present



Health Share's Disparities Analytics & Reporting Team (DART) is:

- **Developing** an organized, comprehensive disparities data analysis framework that promotes collaboration across Health Share's partners and strategic initiatives;
- **Assessing** Health Share's race, ethnicity, language, and other disparity data quality;
- **Testing & implementing** practices and procedures for disparities data stratification, analysis, validation, and presentation;
- **Engaging communities** to understand disparities data, to make meaning, and take action.

Creating our procedure:

- Multiple drafts and community input
- Testing different approaches: summer CAC presentation example
- Applying our principles early
- Bridging across data analysts and equity staff at Health Share through the DART
- Creating meaningful opportunities for community engagement
- Strengths-based approach



How do we define “strengths-based data analysis”?

- A strengths-based interpretation and presentation of disparities refers to community and individual strengths.
- The community and their strengths are shared first
- Disparities are identified in context of the knowledge and wisdom of impacted communities

Recommendations to CAC and CCO staff

- Work as a team – this isn't a one or two person "project"
- Promote the adoption of a standard process for analyzing and interpreting data – this will help share responsibility and improve your team's commitment
- Invest in the strengths of your team by allocating time and resources to improve your approach

Recommendations for community inclusion in data analysis

- Share data before it is published – inclusion isn't an afterthought
- Don't ask your team, "Is our data perfect?" but instead ask, "Who did we consult with to make sure we're getting this right?"
- Build trusting relationships with community members
- Show how your CCO is using their input. Document their stories.

What we're learning

- Organizational readiness takes time and effort
- It's fun
- It's necessary
- Trust can be built and rebuilt
- Communities experiencing health disparities know what they need to be healthy



Together
we are



health

share

Health Share of Oregon

