
Keynote:
Health-related Services and Beyond

Chris DeMars

Director, Transformation Center

Deputy Director, Delivery Systems Innovation Office



Welcome

Day 2: May 25

- **Keynote: HRS and Beyond** 9:00am-10:00pm
- **Panel: Community Information Exchange and HRS** 10:10am-11:10am
- **Panel: Innovations in HRS: Implementing Braided Funding Models** 11:40am-12:30pm
- **Q&A with OHA Staff** 12:30pm-1:00pm

Logistics (reminder)

- This conference is being recorded.
- The main conference room will be open all day for assistance. Chat Megan Giddings at any time for help.
- Please actively chat in your questions for presenters or the OHA team at any time during the presentations.
 - Facilitators will collect and assemble questions for the presenters.
 - You can also post questions or comments for the OHA Team on the HRS Convening Virtual Idea Wall (see link in chat).

CCO HRS Spending in 2020*

- Submitted 2020 expenses appear to be significantly higher than 2019, although, OHA needs to confirm the spending qualifies for HRS.
 - Almost **\$39 million** in HRS investments reported in Exhibit L reports for 2020
 - This is **almost 2.5 times more in investments** than was accepted for 2019.
- \$8,603,511 in 2020 HRS expenditures reported for **COVID-19** and **wildfire relief**

**Spending has not yet been reviewed by OHA to ensure it meets HRS criteria. Final spending analysis to be available by early fall 2021.*

2019 vs. 2020 Spending Comparison*

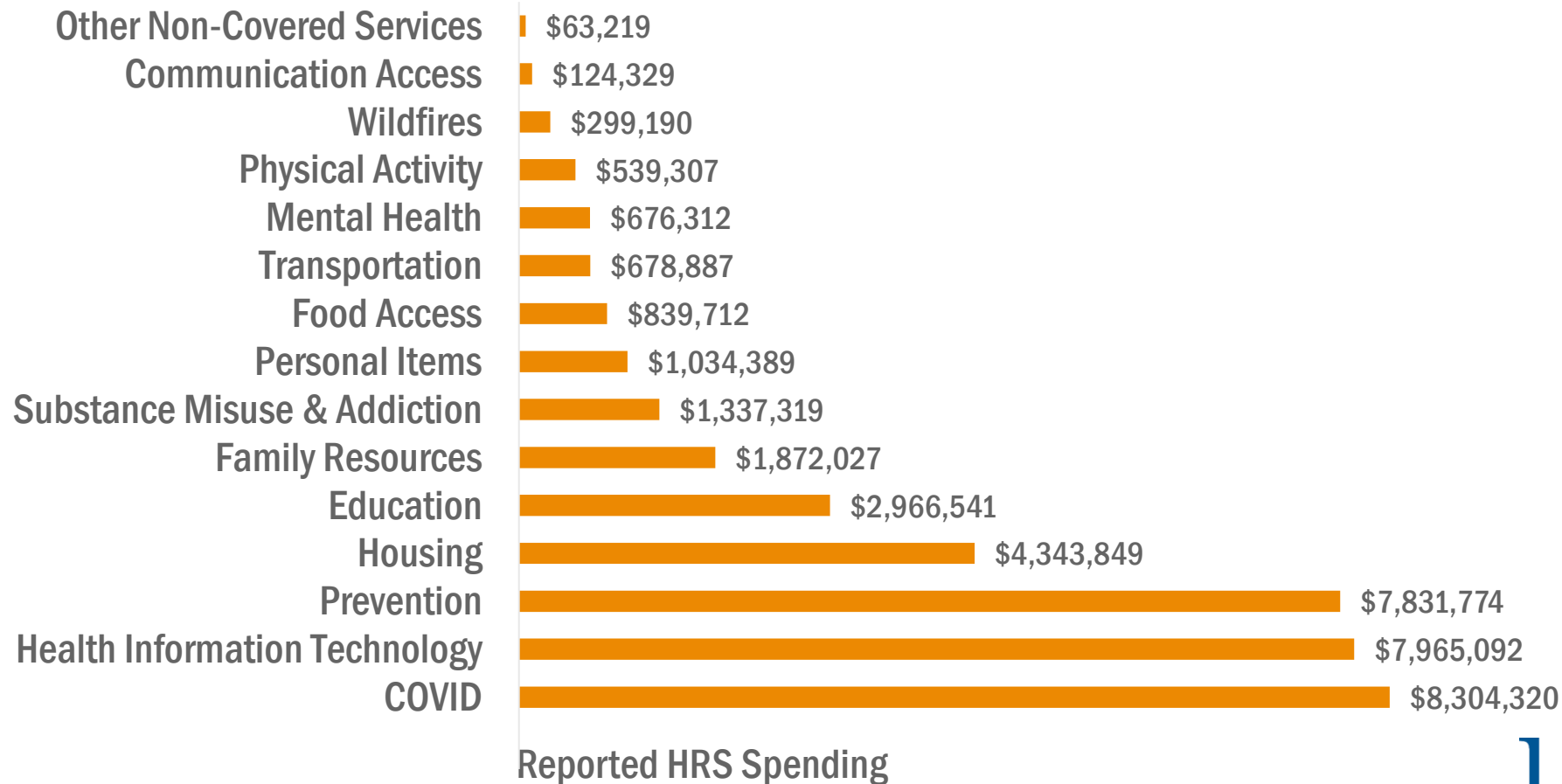
	Flexible Services	Community Benefit Initiatives	Health Information Technology	Total
2019 accepted	\$2,964,730	\$9,301,773	\$3,797,244	\$16,163,747
2020 submitted	\$6,082,941	\$25,252,202	\$7,540,970	\$38,889,062

- There appear to be **substantial increases** in HRS expenditures in 2020 compared to 2019 in:
 - Health information technology
 - Prevention activities
 - Housing-related services and supports, and
 - Education.
- Once final review of 2020 Exhibit Ls is completed, OHA will share out summary data.

**Spending has not yet been reviewed by OHA to ensure it meets HRS criteria. Final spending analysis to be available by early fall 2021.*

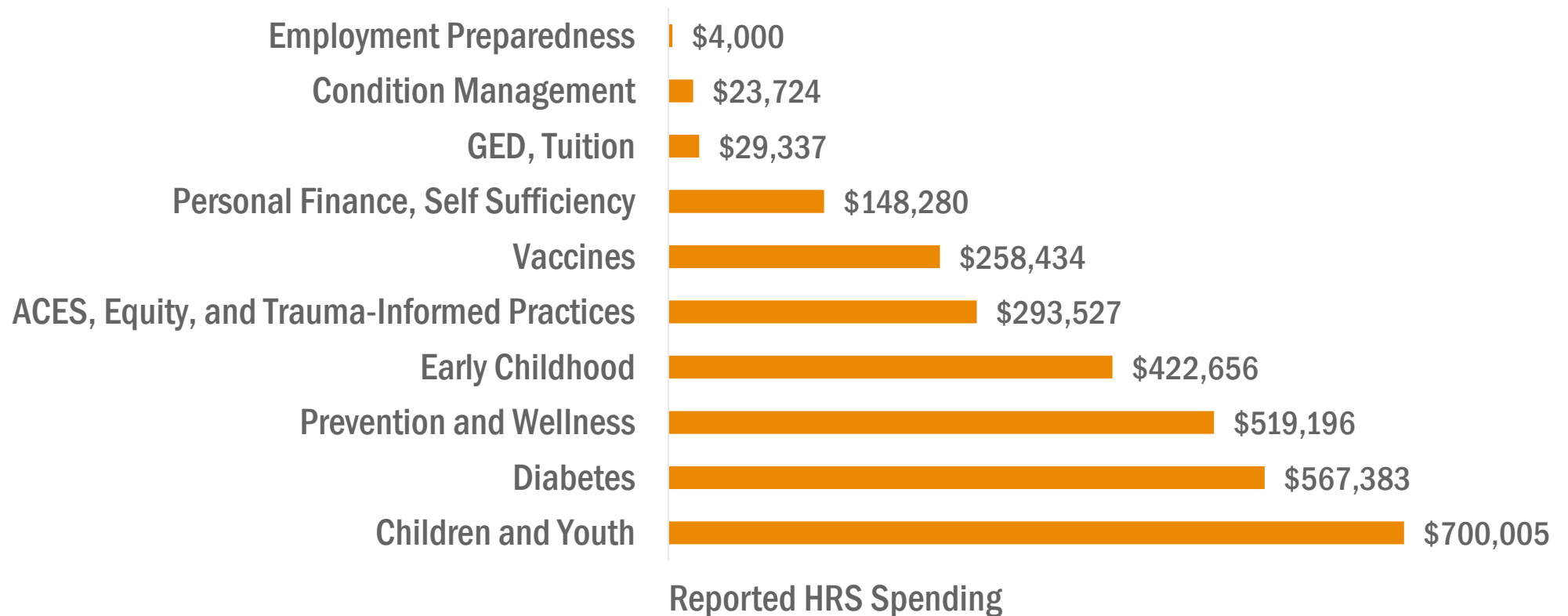
HRS 2020 Submitted Expenses: Total

2020 Reported HRS Expenditures
Total Reported: \$38,876,114

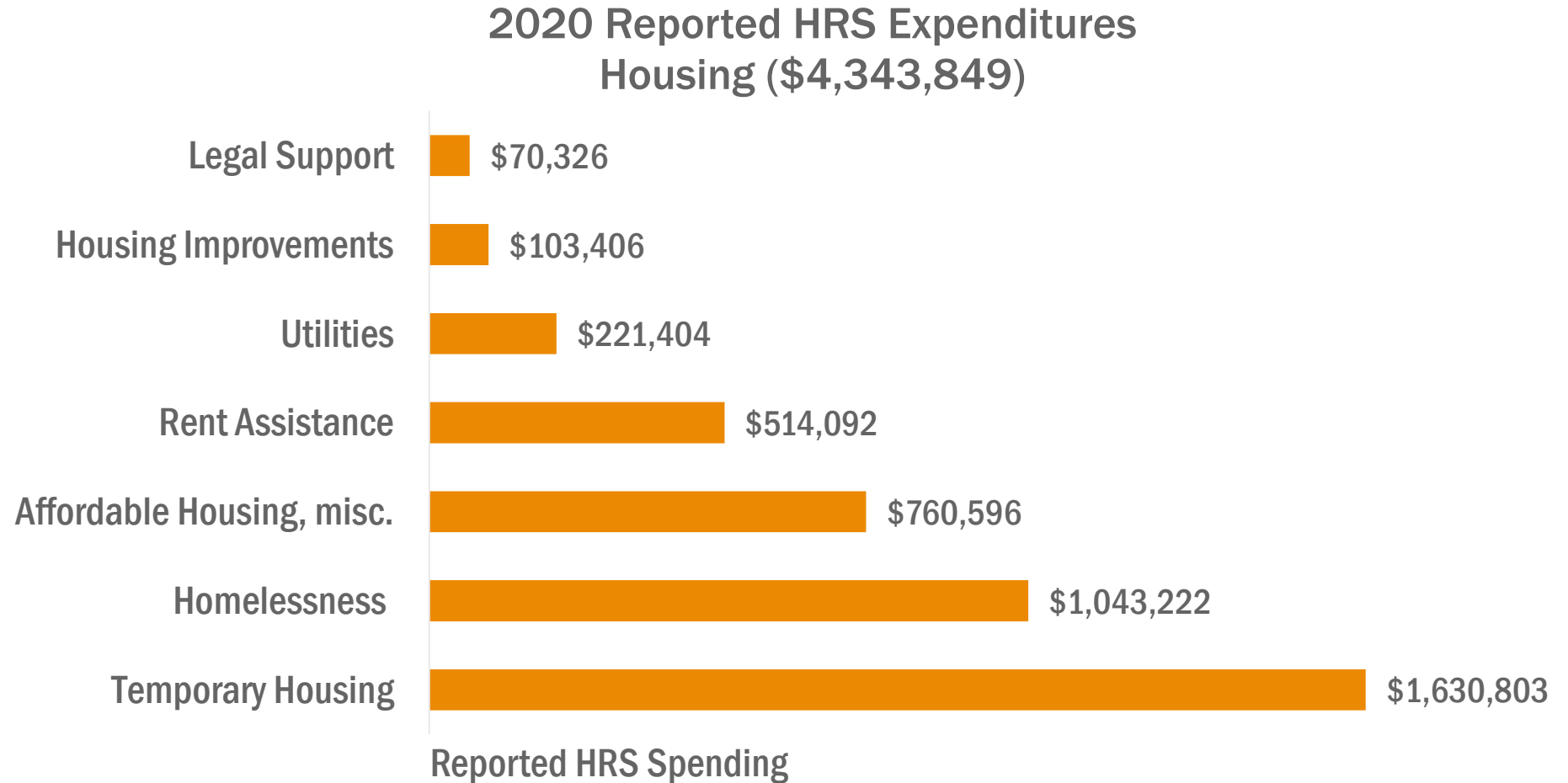


HRS 2020 Submitted Expenses: Education*

2020 Reported HRS Expenditures Education (\$2,966,541)

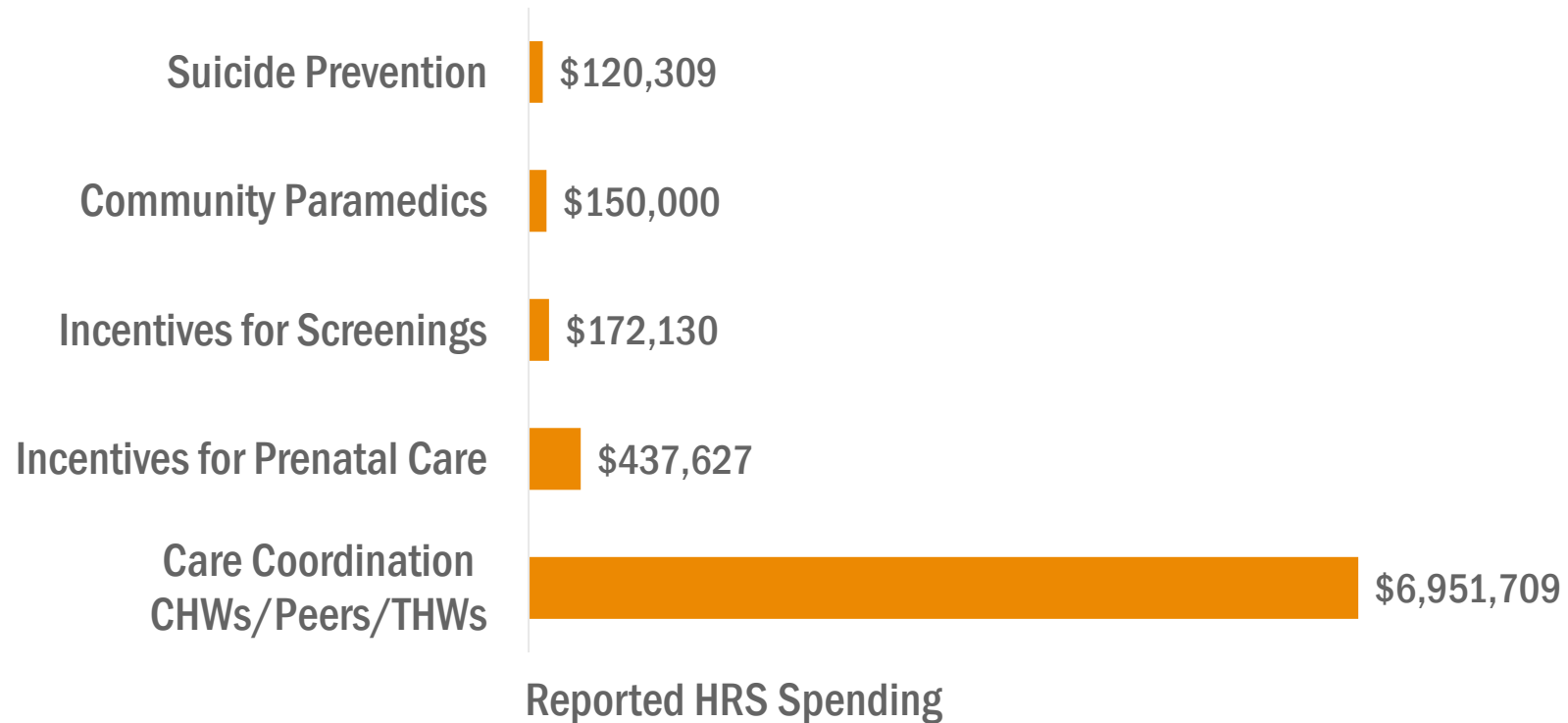


HRS 2020 Submitted Expenses: Housing*

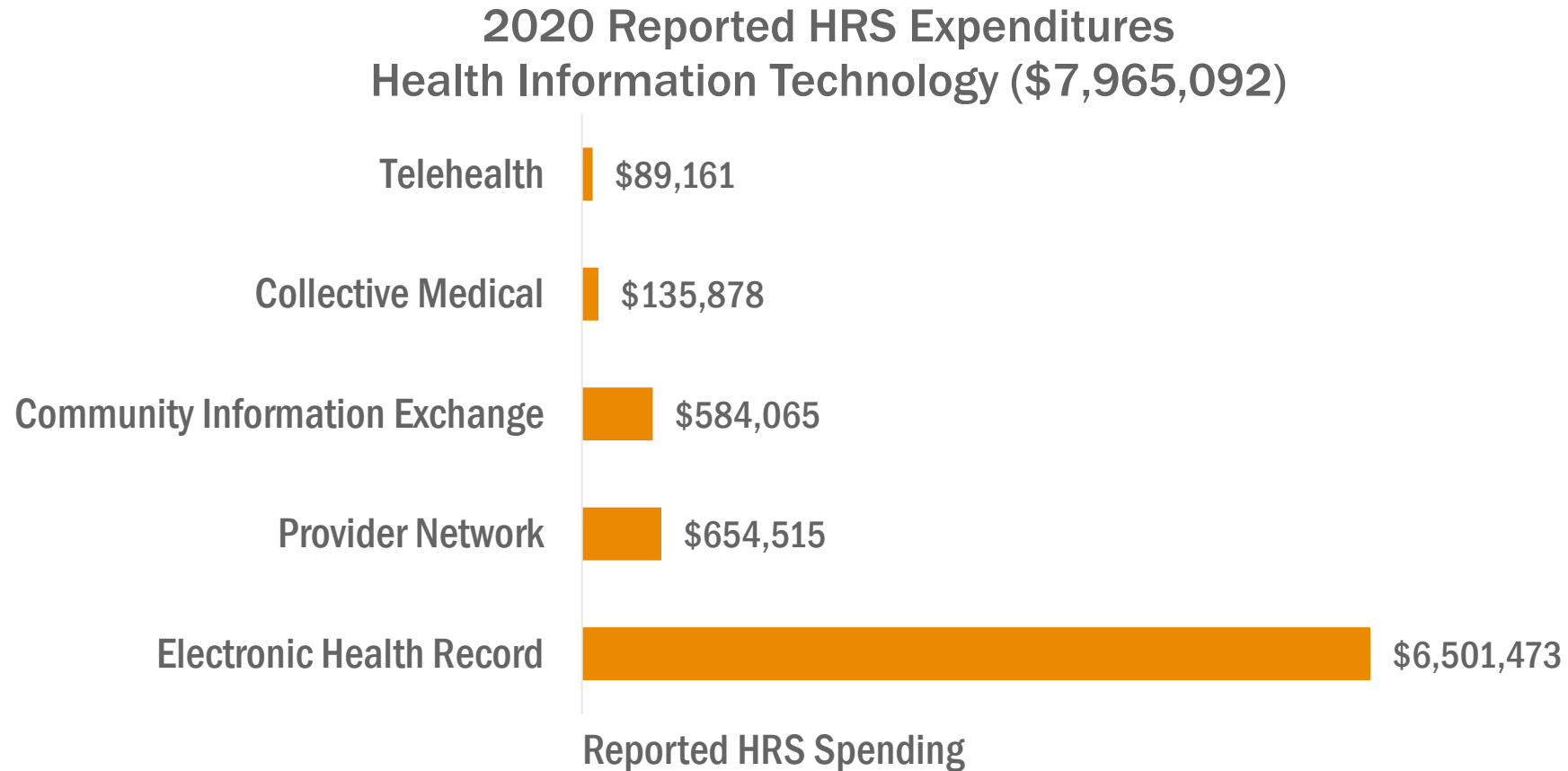


HRS 2020 Submitted Expenses: Prevention*

2020 Reported HRS Expenditures Prevention (\$7,831,774)



HRS 2020 Submitted Expenses: Health Information Technology*

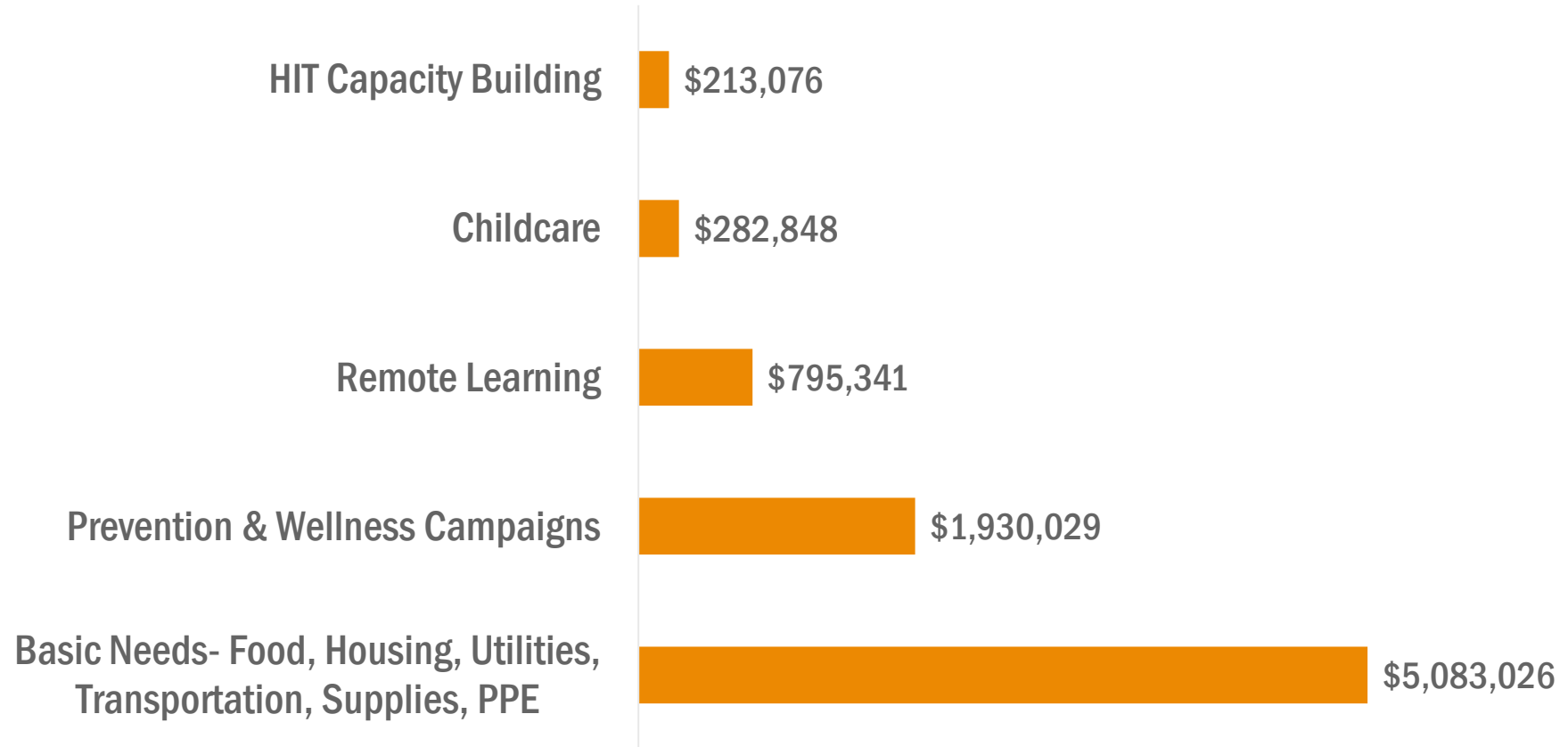


¹⁰ *Excludes COVID-19 and Wildfires-related Spending

HRS for Resilience and Rebuilding*

\$8,304,321 was spent on COVID relief.

61% of COVID support reported was for **basic needs**, such as food, housing, utilities, transportation, personal supplies.



**Spending has not yet been reviewed by OHA to ensure it meets HRS criteria. Final spending analysis to be available by early fall 2021.*

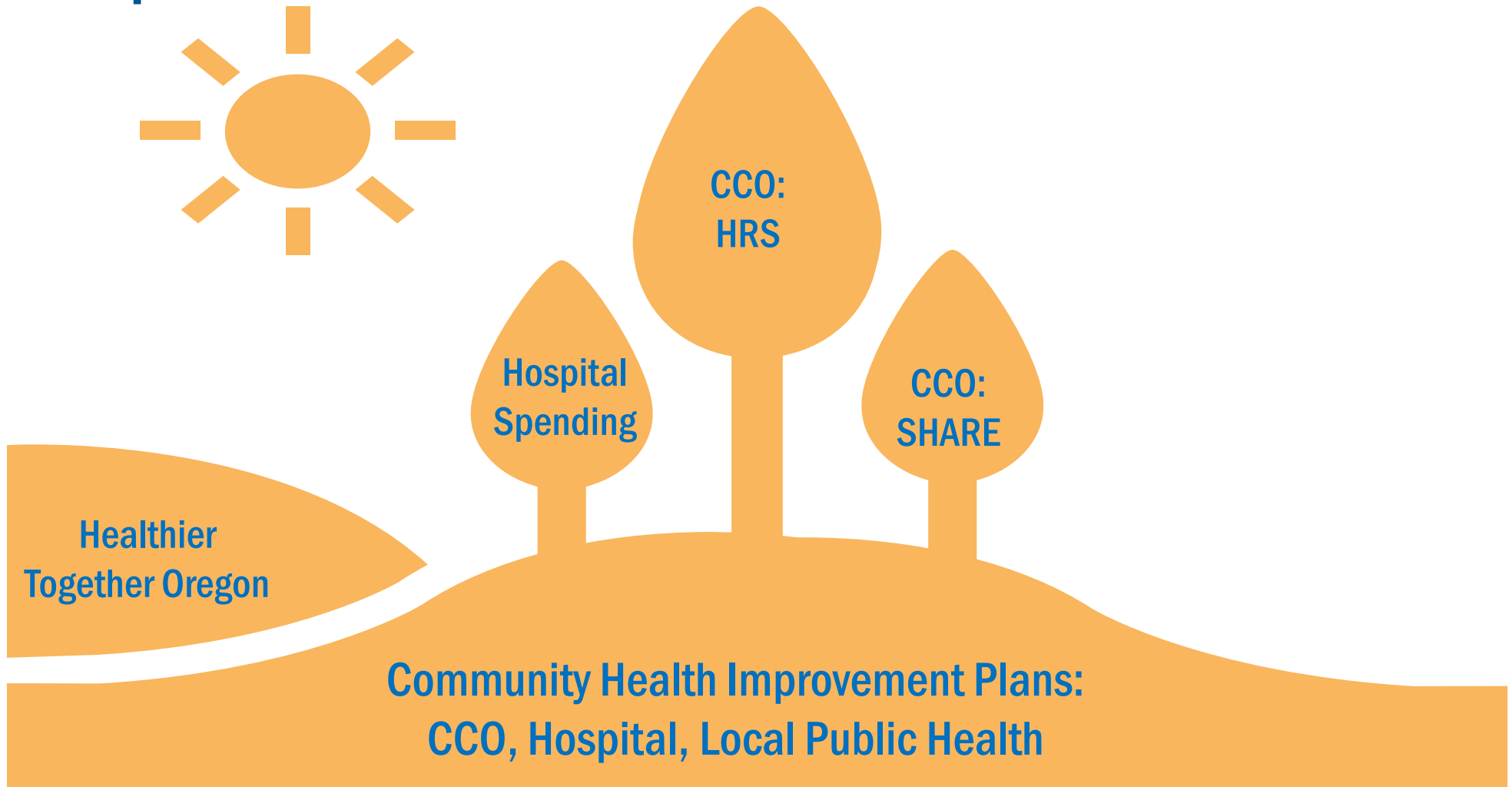

HRS for Resilience and Rebuilding: COVID-19 Examples

- **Wraparound supports** for farm worker and immigrant families
- Audio visual technology to reduce **social isolation**
- **Translation** of COVID-19 prevention campaigns
- **Meal delivery** to mobility impaired members, and to children to replace closed school food distribution programs
- **Culturally specific food and PPE** for BIPOC communities
- **Blood pressure cuffs** to high-risk pregnant moms for **home monitoring**
- Internet for children to attend **online school**
- **Mindfulness and stress management** programs for students to mitigate COVID-19 induced trauma

HRS for Resilience and Rebuilding: COVID-19 Examples

- **Childcare** for frontline workers
- **Mobile COVID-19 outreach**, education and screening
- Non-covered outreach and resource connection for at risk members by **CHWs and Peers**
- Upgrading school HVAC for **infection control**
- **Contact tracing** for BIPOC populations
- Culturally and linguistically responsive **public health campaigns**
- Temporary **housing**, quarantine housing, housing supports
- Housing, food and sanitation services for **homeless**
- **Short-term rent, mortgage and utilities** assistance
- Support for shelter and services for **domestic violence victims**

HRS Landscape



Transformation Center HRS supports

Technical Assistance

Oregon Rural Practice-based Research Network

Anne King & Nancy Goff

- One-on-one TA
- Regional housing-focused convenings (starting late 2021)
- Webinars
- All-CCO Convening

Transformation Center HRS supports

OHA HRS team email: Health.RelatedServices@state.or.us

- Submit any HRS-related questions

HRS website: www.oregon.gov/oha/HPA/dsi-tc/Pages/Health-Related-Services.aspx

- Examples of HRS Approved Expenditures (new 3/21)
- Addressing Social Determinants of Health through HRS (updated 3/21)
- HRS Community Benefit Initiatives (updated 3/21)
- HRS FAQ document (updated 3/21)
- Exhibit L Guidance (updated 3/21)
- HRS Brief (updated 3/20)
- HRS & Housing guidance document (updated 12/20)
- HRS Policy Requirements and Evaluation Criteria (12/20)

Planned HRS Guidance Documents

- Supporting healthy housing & addressing environmental concerns (update to housing guidance)
- Care coordination/case management
- Traditional Health Workers
- Health information technology

Questions?

In Lieu of Services

Chris DeMars

Director, Transformation Center

Deputy Director, Delivery Systems Innovation Office



Oregon
Health
Authority

In Lieu of Services (ILOS)

OHA is pursuing an additional mechanism for CCOs to provide services to their members

- Resulted from the OHA HRS team recognizing some covered services—which, by definition, could not be HRS—being delivered in settings that were not able to bill Medicaid.

ILOS defined

- Determined by the state to be a medically appropriate and cost-effective **substitute** for a covered service or setting under the State Medicaid Plan.
- The member **cannot** be required to use the alternative service or setting.
- Must meet requirements for 42 CFR 438.3(e)(2)

www.ecfr.gov/cgi-bin/text-idx?node=pt42.4.438&rgn=div5#se42.4.438_13

In Lieu of Services (ILOS)

- Flexibility in the current 1115 Medicaid Waiver
- Discussions with CCOs began April 2021
- Plan to implement January 2022
- Connects to the larger vision for CCO 2.0 and key transformation objectives
- May affect how CCOs allocate funds to HRS for certain services

In Lieu of Services (ILOS)

- Begin with a defined list of covered services that CCOs may offer as ILOS
- Ability for list to be broadened, in collaboration with CCOs
- Utilization and actual cost of ILOS considered for rates development:
 - No expected impact on 2022 capitation rates
 - Future years' rates would reflect actual utilization
- OHA will also develop reporting and evaluation standards

In Lieu of Services (ILOS)

Potential Oregon ILOS:

- Diabetes Prevention and other prevention programs
- Services provided by Traditional Health Workers
- Community transition services
- Enhanced care management
- Post-hospitalization recuperative care

In Lieu of Services (ILOS)

Upcoming:

- Further discussion between OHA and CCOs
- Updates to CCO contract and Oregon Administrative Rules
- Timeline
- Technical documents
- Informational sessions and webinars
- Workplan development
- Technical assistance

Questions?

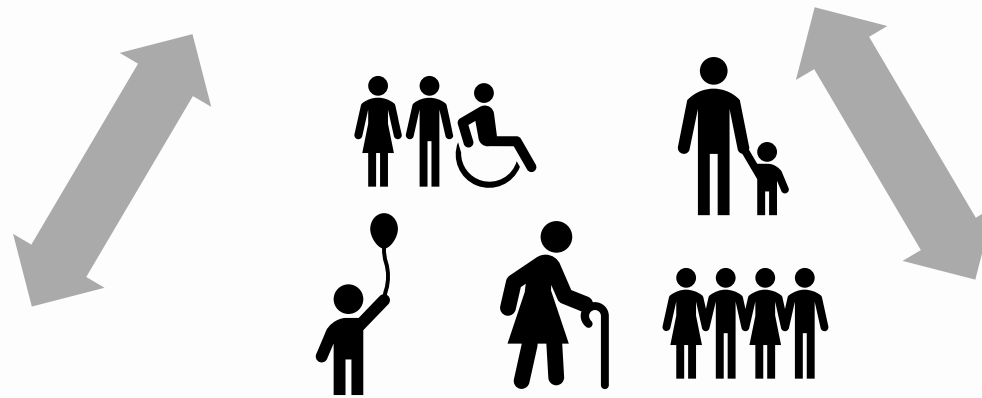
Advancing equity through partnerships with community-based and culturally-specific organizations

Health-Related Services Convening
May 25, 2021



Network building to serve community

Community-based organizations



OHA/ODHS

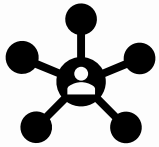


Local public health

Focus areas of COVID-19 funding



Community engagement, including COVID-19 vaccine



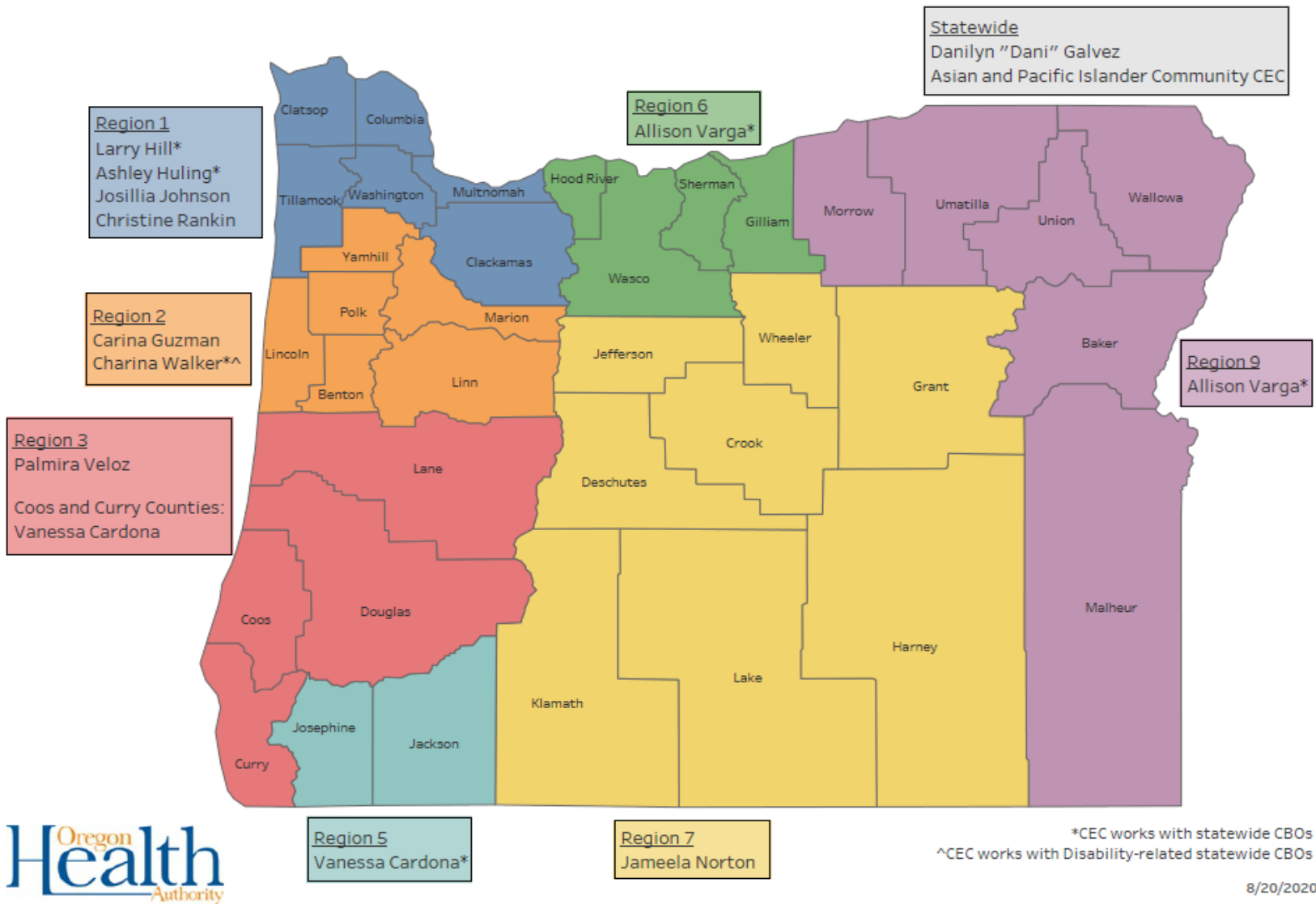
Contact tracing



Wraparound support services

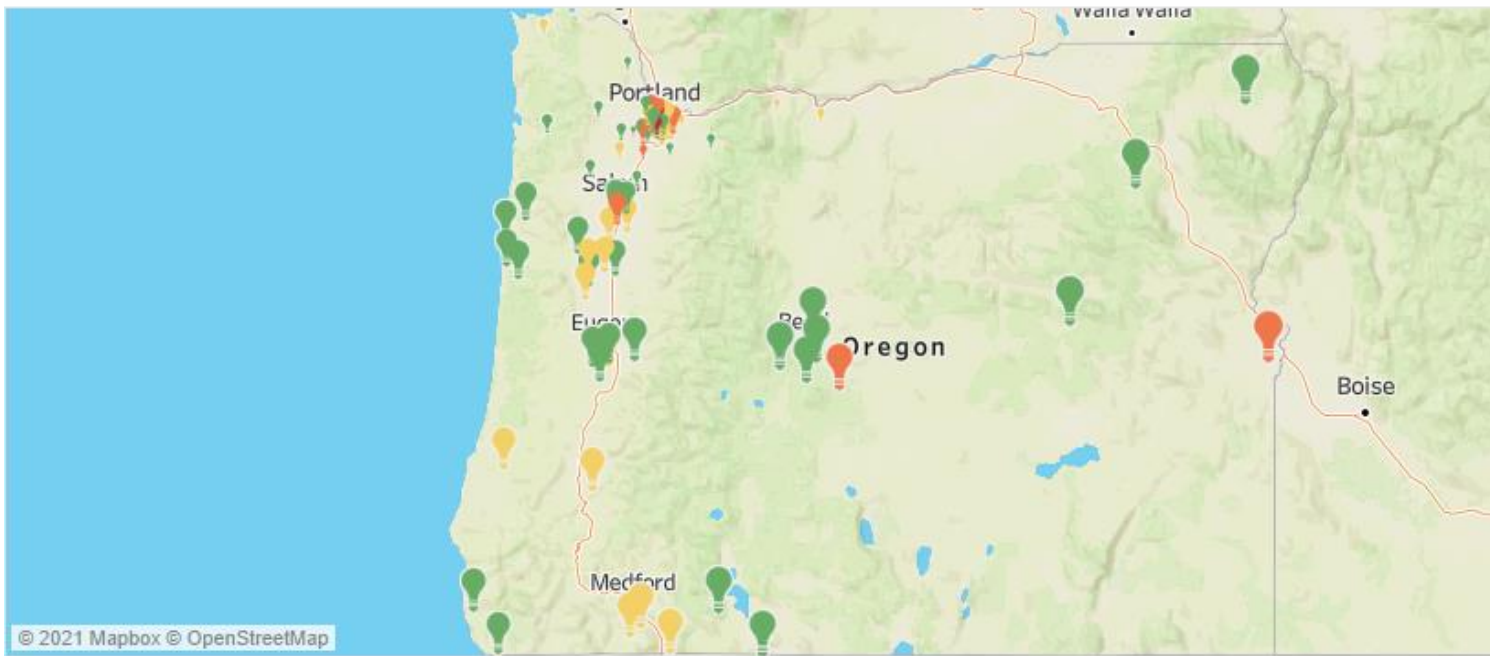
*Full list of grantees can be found at
www.healthoregon.org/communityengagement

Oregon Community Engagement Coordinators by Region



*CEC works with statewide CBOs
^CEC works with Disability-related statewide CBOs

Distribution of CBOs across Oregon



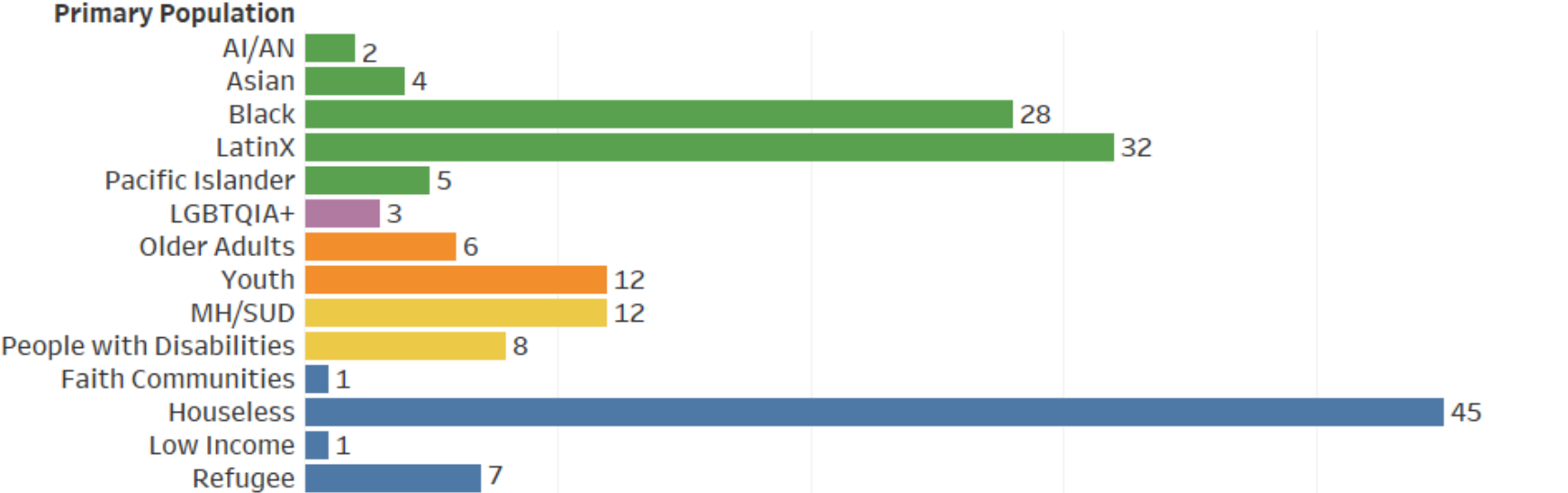
Colors represent CBOs per zip code:

Green = Less than 5 CBOs

Yellow = 6-15 CBOs

Red = 16-30 CBOs

Populations Served



Number of Organizations Serving Primary Populations

Primary Population (group)

- Race/Ethnicity
- LGBTQIA+
- Age Related Services
- Health Services
- Specialty

Metropolitan Family Services



¡GRATIS!
VACUNAS CONTRA EL COVID

Fecha: Sabado, 24 de Abril
 Ubicación: 849 Pacific Ave, Hood River

¡Consigue tu vacuna y protege nuestro pueblo!

Inscríbese para este evento
<https://bit.ly/32iF9yw>
 O escanea este codigo QR



Pacos Tacos
 ¡Musica en vivo!
 Happa Hillbillies
 Los Amigos de la Sierra
 Dj Eli



ONE COMMUNITY
 CARING FOR ALL. CARING IN COMMON. A TODOS. CUIDANDO JUNTOS.



MODERNA
CLINICA DE VACUNACION
 CONTRA EL COVID-19
 EN MADRAS

Toda persona mayor de 18 años es elegible
 La vacuna es GRATIS
 Ningún documento será requerido

¿DONDE?
 Los terrenos de la feria del condado Jefferson
 430 SW Fairgrounds Rd,
 Madras, OR 97741

¿CUANDO?
 Viernes 7 de mayo
 de 12:00-7:00pm

Haga su cita llamando a los siguientes teléfonos
 541-633-3240, 541-325-9407, 541-350-8910, 541-350-9280




EVENTO DE VACUNACIÓN PARA COVID-19 GRATUITAS SIN SALIR DE SU AUTO, PARA PERSONAS MAYORES DE 80 AÑOS



Jueves, 11 de Febrero de 2021
 9:00 AM-1:00 PM
 Woodburn High School 1785 N Front St, Woodburn, OR 97071

Sólo para personas mayores de 80 años en este momento.
 Todos son bienvenidos sin importar su estatus migratorio.
 Su información es confidencial.
 No se requiere seguro médico.
 No es necesario una identificación.

¡Protéjase a sí mismo, a su familia y a su comunidad!
 Continúe usando su cubrebocas y el distanciamiento social después de la vacuna y conserve su cartilla de vacunación para la segunda dosis.

Regístrese y programe su cita en
<https://www.signupgenius.com/go/20F0848AAA72EAAFF2-woodburn>
 Código de acceso: 2021

Si necesita ayuda para programar su cita, llame a:
 Enequina Lopez, Interface Network al 503-910-4908

Habrà Información disponible sobre inscripción en el mercado de salud de Oregon y el OHP



Family Building Blocks
GET VACCINATED AGAINST COVID-19
 To protect each other and "Keep Children Safe and Families Together!"
"I got vaccinated for my family and yours." - Sulema

WHY SHOULD I GET VACCINATED?
 Vaccines are safe, effective, FREE, and will help slow the spread of COVID-19.

WHERE AND WHEN CAN I GET VACCINATED?
 Find all safety and eligibility information online at govstatus.egov.com/find-covid-19-vaccine or call 503.576.2828 (Marion) or 503.623.8175 (Polk).

CONNECT WITH FAMILY BUILDING BLOCKS AND REFER A FRIEND FOR PARENTING SUPPORT!
 CALL 971.301.1003 | Partnering with families with children prenatal to five years in Marion and Polk counties



Family Building Blocks
GET VACCINATED AGAINST COVID-19
 To protect each other and "Keep Children Safe and Families Together!"
"I got vaccinated to protect my community and the precious children I volunteer with." - Sarah

WHY SHOULD I GET VACCINATED?
 Vaccines are safe, effective, FREE, and will help slow the spread of COVID-19.

WHERE AND WHEN CAN I GET VACCINATED?
 Find all safety and eligibility information online at govstatus.egov.com/find-covid-19-vaccine or call 503.576.2828 (Marion) or 503.623.8175 (Polk).

CONNECT WITH FAMILY BUILDING BLOCKS AND REFER A FRIEND FOR PARENTING SUPPORT!
 CALL 971.301.1003 | Partnering with families with children prenatal to five years in Marion and Polk counties



Oregon Health Authority

CBOs reported 43,778 total individuals were connected with reimbursable short-term wrap around services for isolation and quarantine from July – Dec 2020.

Nearly 45% of CBOs connected more than 200 individuals to reimbursable wraparound services from July – Dec. 2020

# of individuals connected with <u>reimbursable services</u>	Number of CBOs (%)
0	7 (6%)
1-199	55 (48%)
200-399	16 (14%)
400-599	17 (15%)
600-799	7 (6%)
800-999	4 (4%)
1000 and above	7 (6%)

CBOs reported that 64,945 unique individuals were referred to resources in the community or through established safety net programs from July – Dec 2020.

Types of wraparound supports provided

Type of referral and wraparound support (select all that apply)	Number of CBOs (%)
Food access or delivery	108 (95%)
Rental assistance	96 (84%)
Utility assistance	93(82%)
Medical supplies	84 (74%)
Communications	78 (68%)
Alternate housing to quarantine/isolate	53 (46%)
Connection to mental health supports	53 (46%)
Transportation	36 (32%)

Other responses (n= 25) included cleaning and hygiene supplies, baby essentials, PPE, and clothing.

Number of individuals reached through in-person outreach & education activities

Number of individuals reached through in-person outreach	Number of CBOs (%)
<= 999	85 (63%)
1,000 - 4,999	34 (25%)
5,000 - 9,999	12 (9%)
10,000 - 14,999	4 (3%)
15,000+	1 (.7%)

Total individuals reached in person by all CBOs = 254,739

Outreach & education: Languages other than English

- 85% (n=142) of CBOs funded for Community Engagement conducted outreach and/or provide information in at least one language besides English
- 48% (n=68) of CBOs conducted outreach and/or provided information in 2 or more languages (Spanish as most frequent language)
- 59 different languages were used by CBOs in their outreach

Languages represented in CBO service

Top 10 Languages Served



**Cantonese, Mandarin and Marshallese tied for 10th place.

Language	
ASL	Igobo
Amharic	Ilokano
Chuukese	Indonesian
Tagalog	Japanese
Hebrew	Kapampangan
Palausuans	Khmer
Burmese	Korean
Chinese (general)	Kosraeans
Nepaliese	Laotian
Thai	Lingala
Zomi	Mexteco
Akposso	Mina
Bhutanese	Nyanja
Biseya	Oromo
Braille	Pangasinon
Cambodian	Pohnpeians
Creole	Portugese
Ewe	Tigrinya
Farsi	Trique
Filipino	Turkish
German	Umbundu
Hindi	Urdu
Hmong	Yapese

* 1-5 Organizations offered services in these languages



Healthier Together Oregon



Our 2020-2024 State Health Improvement Plan is called *Healthier Together Oregon*.

We want to live in a state where we can all have long, healthy lives. The social issues that affect health are the places we live, work, learn and play. They are the main reasons people are healthy, or not. These include things like:

Healthier Together Oregon priorities

- Institutional bias
- Adversity, trauma and toxic stress
- Access to equitable preventive health care
- Behavioral health
- Economic drivers of health (housing, living wage, food security, etc.)

Implementation Areas



Equity and
Justice



Healthy
Communities



Housing and
Food



Behavioral
Health



Healthy Families



Healthy Youth



Workforce
Development



Technology and
Health

Healthier Together Oregon – how to get involved

- Align CHP and Healthier Together Oregon strategies and funding: www.healthiertogetheroregon.org
- Join HTO in Action series for partnership development and strategy sharing:
<https://www.oregon.gov/oha/PH/ABOUT/Pages/HTO-in-action.aspx>
- Subscribe for HTO updates:
https://public.govdelivery.com/accounts/ORDHS/subscriber/new?topic_id=ORDHS_411
- Share your successes with us to amplify

Questions or more information

www.healthoregon.org/communityengagement

www.healthiertogetheroregon.org

cara.m.biddlecom@dhsosha.state.or.us