



Pediatric to Adult Transition:

How to Get Started

30 JAN 2019
REEM HASAN, MD PHD
ASSISTANT PROFESSOR OF PEDIATRICS & INTERNAL MEDICINE

Disclosures

- I have no relevant financial relationships with the manufacturer(s) of any commercial product(s) and/or provider(s) of commercial services discussed in this presentation.
- I do not intend to discuss an unapproved/investigative use of a commercial product/device in my presentation.

Objectives

- Identify available resources for creating a transition program
- Review the Pediatric to Adult Transition (PACT) Starter Kit
- Create an outline for your own clinic transition process

Background

- Adolescents and emerging adults
- Period between ages 12-24
- Pediatric model → adult model of care
 - changes in privacy, decision making rights
 - expectations surrounding clinic support services and patient self-care abilities

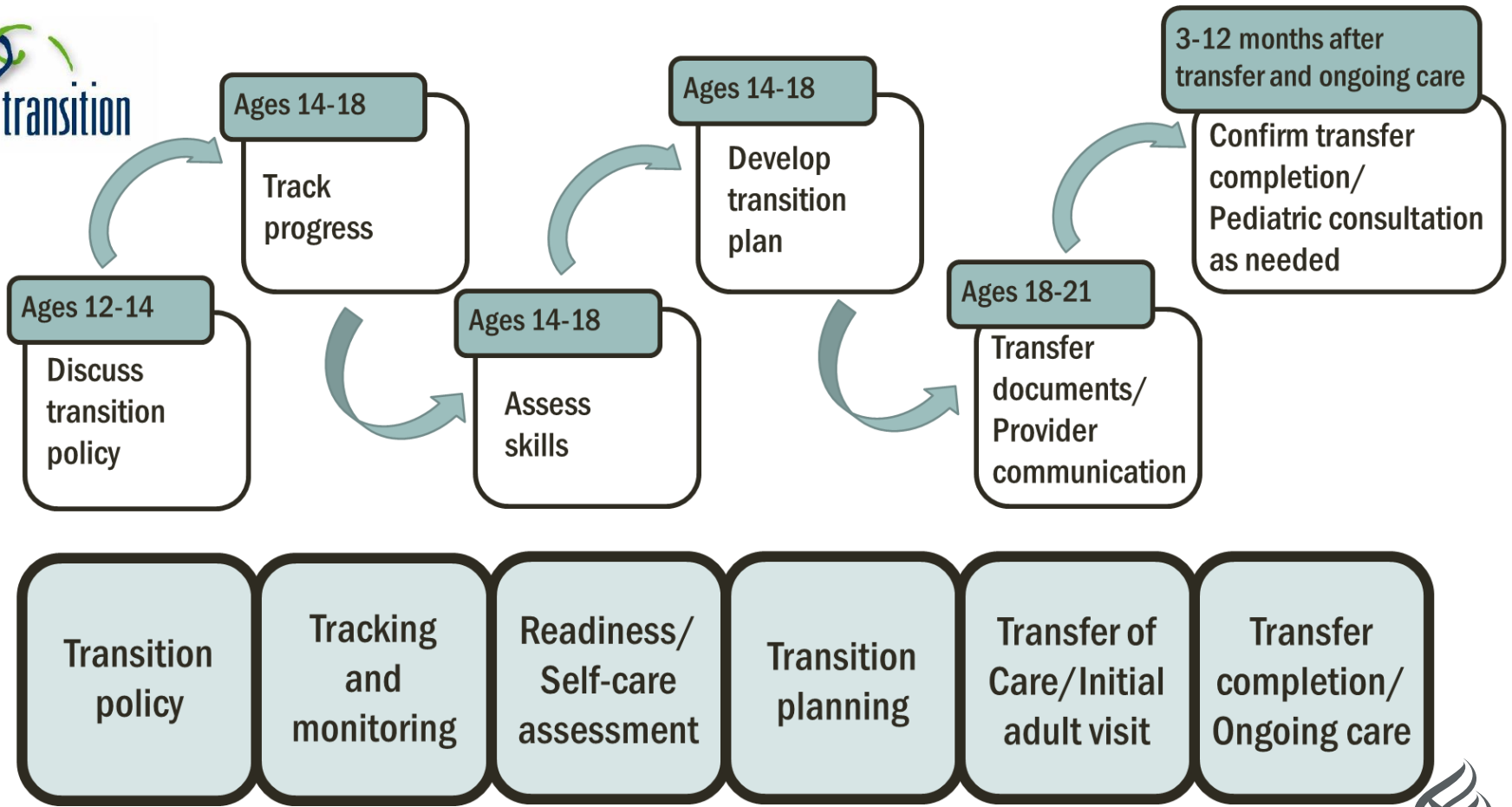
When?



Recommended Health Care Transition Timeline

AGE:	12	14	16	18	18-22	23-26
	Make youth and family aware of transition policy	Initiate health care transition planning	Prepare youth and parents for adult model of care and discuss transfer	Transition to adult model of care	Transfer care to adult medical home and/or specialists with transfer package	Integrate young adults into adult care

“Six Core Elements of Transition”



Got Transition aims to improve transition from pediatric to adult health care through the use of new and innovative strategies for health professionals and youth and families.



News & Announcements

Are you ready to transition to adult health care?



[Take Our Quiz!](#)

New Got Transition Webinar Series

Registration is open for Got Transition's new webinar series, "Health Care Transition & Title V Care Coordination Initiatives." [more>](#)

AAP Transition ECHO

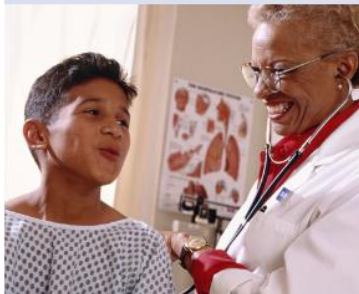
The American Academy of Pediatrics Transition ECHO offers a standardized curriculum on health care transition [more>](#)

New Transition of Care Video Series for Neurology

The Child Neurology Foundation has

Health Care Providers

Find out about how to implement health care transition quality improvement in your practice or plan using the new Six Core Elements of Health Care Transition (2.0). Download accompanying clinical resources and measurement tools for use in any setting.




Youth & Families

Hear what young adult and parent experts have to say about common transition questions and discover new resources to make this process work easier.



Researchers & Policymakers

Find new transition policy developments, research and measurement approaches, and federal and state transition initiatives.





[Home](#)

[About Us](#)

[Pediatric ECHOs](#)

[Get Involved](#)

[In the News](#)

[Meet Our Staff](#)

[Contact Us](#)

AAP Transition ECHO

Support transition from pediatric to adult care



OVERVIEW

The AAP Transition ECHO serves as a forum for health care professionals to learn how to successfully transition youth from pediatrics to the adult care system. This virtual community builds a bi-directional knowledge network whereby participants learn from experts and each other, gaining access to evidence-based and capacity-building resources. Each clinic includes a brief presentation by a national transition expert, followed by in-depth, practice-based presentations for discussion, problem-solving guidance and recommendations. All attendees are invited to share and actively participate. Through regular attendance, participants will use quality improvement techniques to support planning and transfer of care to ensure that all youth and young adults, including those with epilepsy, successfully transition into adult care.

All healthcare professionals, including office staff, who have an interest in improving transitional care for youth and young adults (including patients with epilepsy) are welcome to participate. Participants will receive the following benefits from participating in the ECHO clinic:

- Receive up-to-date information on clinical recommendations from the [Clinical Report on Transition](#) and nationally recognized transition model, "Six Core Elements of Health Care Transition".
- Acquire evidence-based health care transition tools and resources.
- Identify quality improvement lessons learned around transition from colleagues caring for youth and young adults with epilepsy.
- Access guidance and recommendations related to transition from peers and national experts.

CURRICULUM


ACP Pediatric to Adult Care Transitions Initiative

[About This Project](#)

[HOME](#) > [CLINICAL INFORMATION](#) > [HIGH VALUE CARE](#) > [RESOURCES FOR CLINICIANS](#) > [ACP PEDIATRIC TO ADULT CARE TRANSITIONS INITIATIVE](#) > [CONDITION-SPECIFIC TOOLS](#)

Condition-Specific Tools

▼ General Internal Medicine

- [Intellectual/Developmental Disabilities](#) 
- [Physical Disabilities](#) 

> [Cardiology](#)

> [Endocrinology](#)

> [Gastroenterology](#)

Resources For Health Care Transition


Overview of adolescent transition to adult health care




As children get closer to adulthood, they have different needs. By the time they are 18 they need a solid transition plan, even if they still need support. Find resources for patients aged 12-25.

[Got Transition.org](#) 

[Teen's Rights to Access, Confidentiality, and HIPAA](#) 

[Maternal Child Health Information on Care for Adolescents and Young Adults](#) 

[American College of Physicians: Condition-specific transition materials](#) 

<http://oregonfamilytofamily.org>

Tools to use with transition-age youth and families

Support your patients and their families with these helpful resources.

[Transition Planning Checklist](#) 

[Preparing Families for Transition](#) 

[OR Dept. of Education Transition Planning](#) 

[National Gateway to Self-Determination](#) 

[Transition Readiness Assessment \(Health\)](#) 

[Adolescent Autonomy Checklist \(SPAN NJ\)](#) 

[OHSU/ODD Transition Guide](#) 

Pediatric to Adult Care Starter Kit

- Where do I start?
- Practical next steps
- Modeled on experience at OHSU:
 - General Pediatrics
 - General Internal Medicine
 - Work with Subspecialty clinics

1. Build Your Team

- Champions are needed
- Involve all team members
 - interprofessional effort

2. Set goals and timelines

- Many points of intervention
 - consider when to initiate and follow up with patients
- Will depend on clinic bandwidth and priorities
- Communication is key

3. Decide....

- Which patients to target
- How to introduce program to patients
- Which health management self-assessment tools
- Who will complete a 'health passport'

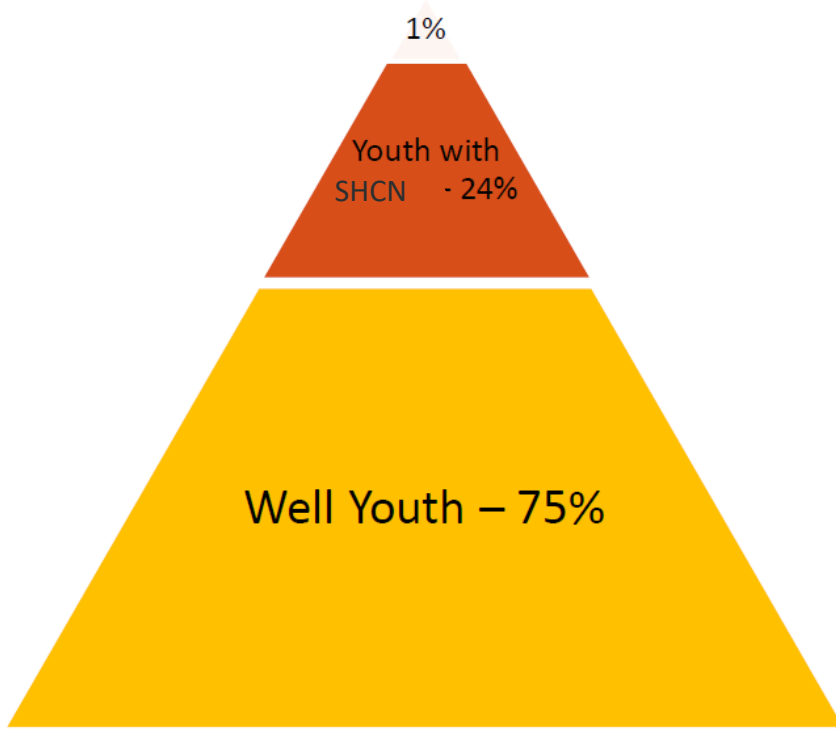
Which patients?

- Healthy, typically developing adolescent
- Adolescent with chronic health condition but no impact on cognition
- Adolescent with significant intellectual disability precluding ability to care for self or make independent decisions

CHILDREN WITH & WITHOUT SPECIAL HEALTH CARE NEEDS



Children with high complexity illness



Categories of chronic conditions

- Chronic illness
- Physical disability
- Intellectual disability
- Serious mental illness



How to introduce

- Letters, handouts, phone outreach
- Face to face visits

Transition Beyond Health Care

Health care is important, but it's not your whole life. Here are some things to consider as you prepare to transition into your life as an adult.

- ◆ Stay connected with others. Friends are important for your mental health.
- ◆ Participate in hobbies and social activities that you enjoy.
- ◆ Start doing things for yourself around the house (laundry, dishes, etc.).
- ◆ Attend your IEP meetings at school. Discuss your goals and needs.
- ◆ In public, make sure you are aware of your surroundings. Let someone know about your plans if you are doing something unfamiliar.
- ◆ Learn about money: earning, saving, and spending. Practice making purchases.
- ◆ What are your neighborhood's transportation options? Know how to use the bus.
- ◆ Explore what living away from home would look like by talking to your family and friends who live independently.
- ◆ Start planning what you will do after high school. Apply for college, a job, or housing.



For Parent/Guardian:

- ◆ Encourage your teen's independence. Facilitate social activities they can do on their own.
- ◆ Support independence at home (laundry, pet-care, self-care, increased responsibility, etc.).
- ◆ Introduce paying bills and financial planning.
- ◆ Talk with your teen about career interests and educational goals.
- ◆ Inquire about your teens school transition services. Include transition planning in the IEP by age 16.
- ◆ Consider opportunities for your teen to find work and participate in volunteer activities.
- ◆ Assist your teen with applications for college, employment or housing.

Institute on Development & Disability
www.ohsu.edu/idd
transition@ohsu.edu

Revised: June 2016

Transitioning to Adult Health Care

Guide for Teens and Families



Birthday letter, age 13

Dear *** and family,

Happy 13th birthday! You are becoming a teen. We are here to support you and help you learn how to stay healthy.

We like to spend a little time with you during your visits without adults in the room. This allows you to ask questions, set health goals, and learn to be more independent.

A few suggestions for you:

- Learn about your medical conditions
- Learn what medications you are taking (if any). Make sure you don't run out
- Know who to call for help in an emergency or if you feel unsafe
- Talk to an adult you trust when you have questions about your body, your mood, and other things that affect your health

A few suggestions for your parent or guardian:

- Review the enclosed information for teens and families
- Help your teen learn about how to talk about medical conditions they have
- Help them practice asking their health care providers questions at appointments
- Give your teen responsibilities and teach skills that will allow them to take charge of his or her health as they grow

Self-assessment tool

- Many resources available
- Create one that works for you
- Consider medical, social, educational, vocational needs

My Health	<i>Please check the box that applies to you right now.</i>	<i>Yes, I know this</i>	<i>I need to learn</i>	<i>Someone needs to do this... Who?</i>
I know my medical needs.		<input type="checkbox"/>	<input type="checkbox"/>	<input type="checkbox"/>
I can explain my medical needs to others.		<input type="checkbox"/>	<input type="checkbox"/>	<input type="checkbox"/>
I know my symptoms including ones that I quickly need to see a doctor for.		<input type="checkbox"/>	<input type="checkbox"/>	<input type="checkbox"/>
I know what to do in case I have a medical emergency.		<input type="checkbox"/>	<input type="checkbox"/>	<input type="checkbox"/>
I know my own medicines, what they are for, and when I need to take them.		<input type="checkbox"/>	<input type="checkbox"/>	<input type="checkbox"/>
I know my allergies to medicines and the medicines I should not take.		<input type="checkbox"/>	<input type="checkbox"/>	<input type="checkbox"/>
I can explain to others how my customs and beliefs affect my health care decisions and medical treatment.		<input type="checkbox"/>	<input type="checkbox"/>	<input type="checkbox"/>

Using Health Care

I know or I can find my doctor's phone number.		<input type="checkbox"/>	<input type="checkbox"/>	<input type="checkbox"/>
I make my own doctor appointments.		<input type="checkbox"/>	<input type="checkbox"/>	<input type="checkbox"/>
Before a visit, I think about questions to ask.		<input type="checkbox"/>	<input type="checkbox"/>	<input type="checkbox"/>
I have a way to get to my doctor's office.		<input type="checkbox"/>	<input type="checkbox"/>	<input type="checkbox"/>
I know to show up 15 minutes before the visit to check in.		<input type="checkbox"/>	<input type="checkbox"/>	<input type="checkbox"/>
I know where to go to get medical care when the doctor's office is closed.		<input type="checkbox"/>	<input type="checkbox"/>	<input type="checkbox"/>
I have a file at home for my medical information.		<input type="checkbox"/>	<input type="checkbox"/>	<input type="checkbox"/>
I know how to fill out medical forms.		<input type="checkbox"/>	<input type="checkbox"/>	<input type="checkbox"/>
I know how to get referrals to other providers.		<input type="checkbox"/>	<input type="checkbox"/>	<input type="checkbox"/>
I know where my pharmacy is and how to refill my medicines.		<input type="checkbox"/>	<input type="checkbox"/>	<input type="checkbox"/>
I know where to get blood work or x-rays done if my doctor orders them.		<input type="checkbox"/>	<input type="checkbox"/>	<input type="checkbox"/>
I carry important health information with me every day (e.g. insurance card, allergies, medications, emergency contact information, medical summary).		<input type="checkbox"/>	<input type="checkbox"/>	<input type="checkbox"/>



Health passport

- Use as a teaching and organizational tool
- Resources available or create your own



Good 2 Go Transition Program -- MyHealth Passport

Home

Welcome to MyHealth Passport, a project of the SickKids [Good 2 Go Transition Program](#). MyHealth Passport is a custom to your medical information. It can be used when you go to a new doctor, visit an emergency room or are writing your first your hero.

Start by filling out the information below.

CREATE PASSPORT

Passport



MY MEDICAL TEAM (include MD, PA, NP, PT, OT, speech, psychology, etc):

<u>Name</u>	<u>Specialty</u>	<u>Phone number</u>	<u>What problem does this provider manage</u>
_____	_____	_____	_____
_____	_____	_____	_____
_____	_____	_____	_____
_____	_____	_____	_____
_____	_____	_____	_____
_____	_____	_____	_____

MY MEDICAL PROBLEMS

Surgeries (include date)

Other important health history

Allergies: _____

Special Needs: _____

DAILY MEDICATION

<u>Name</u>	<u>Dose</u>	<u>How many times a day</u>	<u>Why</u>
_____	_____	_____	_____
_____	_____	_____	_____
_____	_____	_____	_____

4. Collect resources

- Resources available or create your own
 - Partner with local community organizations
- Have a follow up plan for resource gaps

RESOURCES FOR TRANSITION

Basic Process

Got transition? www.gottransition.org

ACP: <https://www.acponline.org/clinical-information/high-value-care/resources-for-clinicians/pediatric-to-adult-care-transitions-initiative/condition-specific-tools>

AAP: <https://www.aap.org/en-us/professional-resources/practice-transformation/echo/Pages/Transition.aspx>

QI/MOC credit: <http://illinoisaaap.org/projects/medical-home/transition/>

Coding/Reimbursement Tip Sheet: <https://www.gottransition.org/resourceGet.cfm?id=352>

2018 *Pediatrics* update “Supporting the Health Care Transition From Adolescence to Adulthood in the Medical Home”
<http://pediatrics.aappublications.org/content/142/5/e20182587>

Supporting Self-Management Skills

Assessments

- Am I On TRAC? For Adult Care Questionnaire

<http://www.bcchildrens.ca/health-professionals/clinical-resources/transition-to-adult-care>

- Boston Children’s Hospital ADAPT Survey

<http://www.childrenshospital.org/Research/Centers-Departmental-Programs/center-of-excellence-for-pediatric-quality-measurement-cepqm/cepqm-measures/transition-from-child-focused-to-adult-focused-care>

- Readiness for Transition Questionnaire (RTQ) (Kidney transplant)
- Transition Readiness Assessment Questionnaire (TRAQ) <https://www.etsu.edu/com/pediatrics/traq/>
- UNC ~~STARs~~ questionnaire (available in English, Spanish, Danish)

<https://www.med.unc.edu/transition/transition-tools/trxtransition-scale/versions-of-the-starx-questionnaire/>

5. Pilot with 2-5 patients

- Assess medical, social, educational, vocational, community, transition resource needs
- Consider a QI framework for collecting baseline data and cycles of improvement

6. Identify gaps, set goals, create an action plan

- Engage the patient!
- Decide who will be leading interactions
- Assess needs with each patient
- Document - consider how to integrate into EHR

7. Track and measure

- Create a database
- Integrate into EHR

Problem List

+ Care Coordination Note ↑ ↓

Search for new problem + Add

View Drug-Disease Interactions Show: Past Problems

Diagnosis

Sort Priority

Visit Updated

New Problem

Problem: Counseling for transition from pediatric to adult care provider

Display: Counseling for transition from pediatric to adult care provider

Priority: Noted: 2/12/2018 Chronic

Class: Resolved: Share with patient

Overview:

★ B abc ↻ ? + Insert SmartText ↩ ↪ ⋮ ↻

File to History

✓ Continue to A&P

✓ Accept

✗ Cancel

PACT Starter Kit

PEDIATRIC TO ADULT CARE TRANSITIONS (PACT) STARTER KIT

Reem Hasan, MD PhD
hasanr@ohsu.edu



DOERNBECHER
CHILDREN'S
Hospital

1. BUILD YOUR TEAM

Champions are needed

Involve all team members – ~~interprofessional~~ effort

2. SET GOALS AND TIMELINE

Many points of intervention - consider when to initiate and follow up with patients

Will depend on clinic bandwidth and priorities

Communication is key

3. DECIDE...

WHICH PATIENTS YOU WILL TARGET

- Healthy, typically developing adolescent
- Adolescent with chronic health condition but no cognitive impairment
- Adolescent with significant cognitive impairment requiring lifelong assistance with care and decision making

HOW YOU WILL INTRODUCE PROGRAM TO PATIENTS AND FAMILIES

- Letters, handouts, phone outreach
- Face to face visits

Now it is your turn!

- Think about your clinical setting
- Take out a sheet of paper and write your next 2 steps
 - Who to talk to, who is your team?
 - Where will you collect resources?
 - What baseline information will you collect?
 - What can you start trialing next week?

Summary

- Process can seem overwhelming
 - Lots of steps
 - Lots of variables
- Start the process early (age 12-14)
- Bring a group together and start with your ideas

Review Objectives

- Identify available resources for creating a transition program
- Review the Pediatric to Adult Transition (PACT) Starter Kit
- Create an outline for your own clinic transition process



Thank You

hasanr@ohsu.edu

General Pediatrics Transition Team

Belen Estrada

Lisa Johnson

Lorraine Koepsell

Reyna Lindert

Nicole Ripsom

Mary Smith

OHSU Transition Task Force

Marilyn Berardinelli

Andrea Frank

Julie Johnson

Kim Solondz