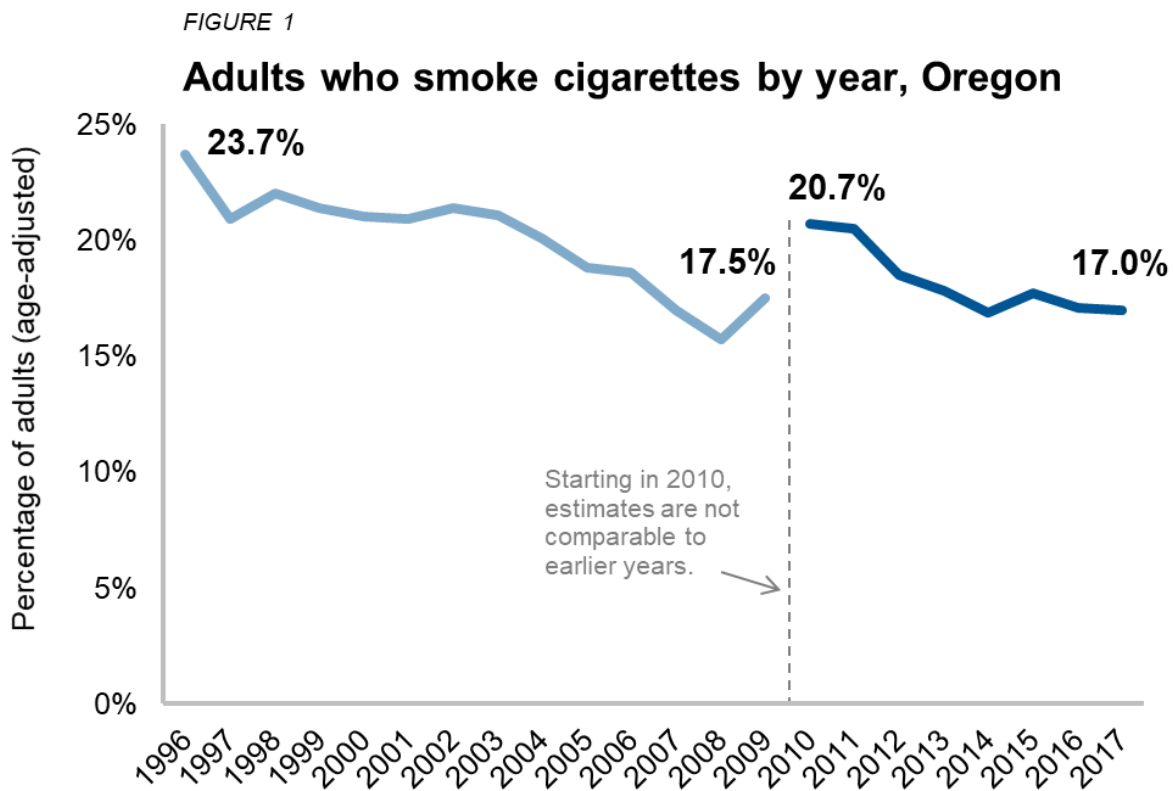


Prevention and Health Promotion

Current cigarette smoking

Cigarette smoking is the most common cause of preventable death and disease in Oregon. It kills nearly 8,000 Oregonians annually, and costs the state approximately \$2.9 billion in health care costs, lost productivity and premature death.

In 2017, 17.0% of Oregon adults smoked cigarettes (Figure 1). When compared with the 23.7% of Oregon adults who smoked cigarettes in 1996, this decrease represents a 28% decline.

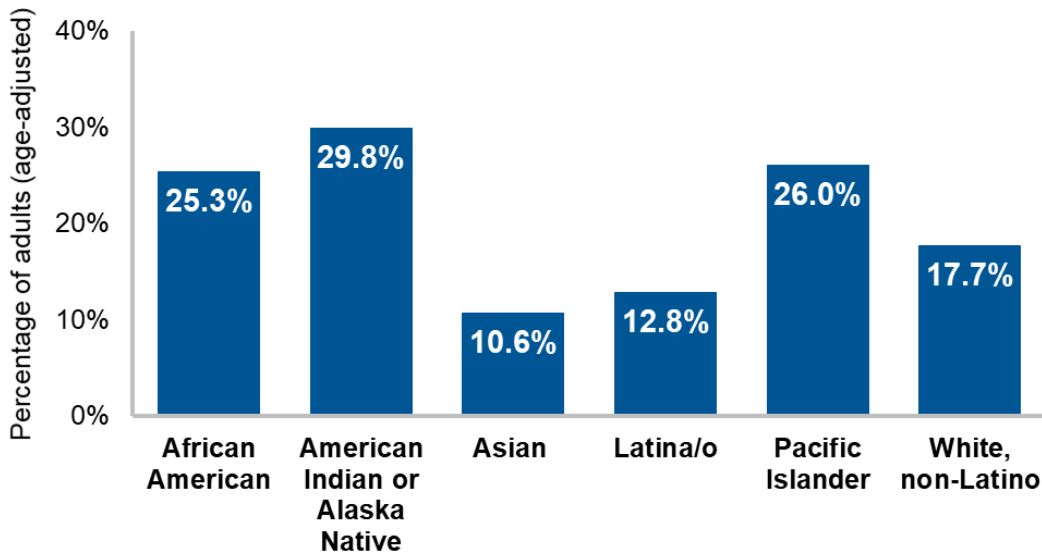


Source: Oregon Behavioral Risk Factor Surveillance System (BRFSS)

Cigarette smoking is higher among adult African Americans (25.3%) and American Indian/Alaska Natives (29.8%) compared with whites (17.7%, Figure 2).

FIGURE 2

Adults who smoke cigarettes by race/ethnicity, Oregon, 2015–2017

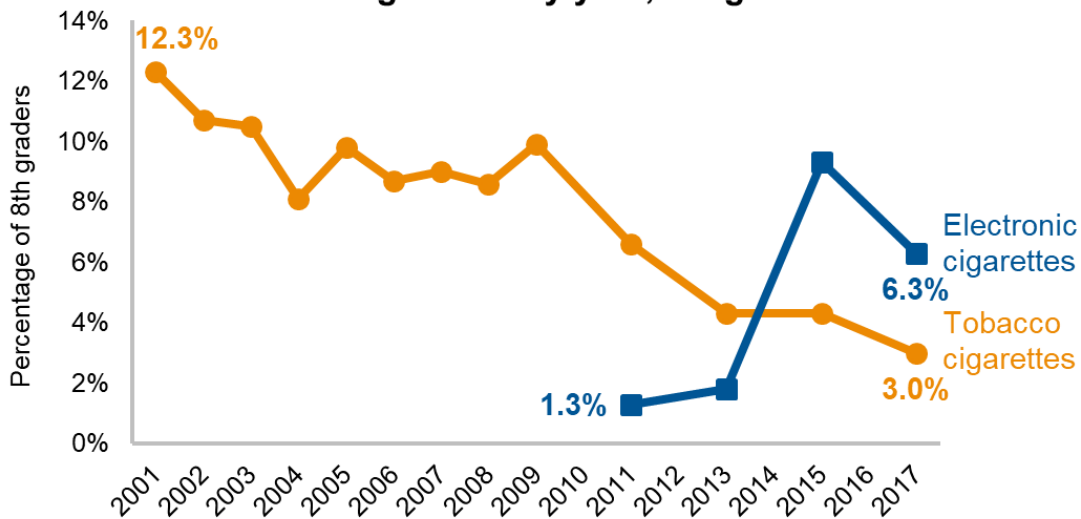


Source: Oregon Behavioral Risk Factor Surveillance System (BRFSS)

Among Oregon eighth-graders, tobacco cigarette smoking has dropped since 2001, from a high of 12.3% to a low of 3.0% in 2017 (Figure 3). This represents a 76% decline in tobacco cigarette smoking among eighth graders. Meanwhile, from 2010 to 2015 we have seen a dramatic increase in use of electronic cigarettes by 615% among 8th grade youth. That rate declined to 6.3% in 2017.

FIGURE 3

8th-graders who smoke tobacco cigarettes and electronic cigarettes by year, Oregon



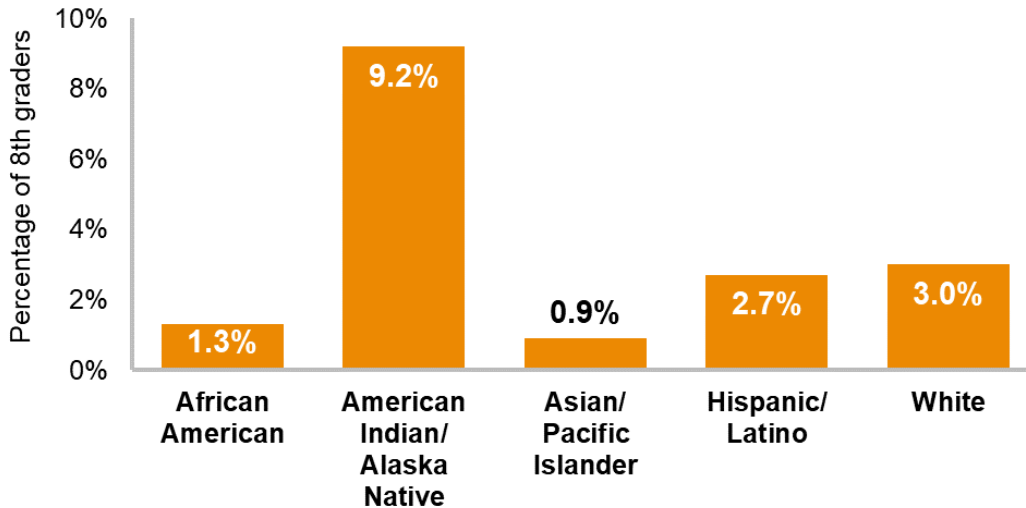
Note: There was no survey in 2010, 2012, 2014 or 2016.

Source: Oregon Healthy Teens Survey

American Indian/Alaska Native (9.2%) eighth graders were more likely to smoke cigarettes than all other race and ethnic groups (Figure 4).

FIGURE 4

8th-graders who smoke cigarettes by race/ethnicity, Oregon, 2017



Notes: All other groups exclude Hispanic ethnicity
Source: Oregon Healthy Teens Survey

Oregon has experienced notable successes in tobacco control, but smoking remains a major public health problem. Cigarettes continue to addict nearly 1 in 5 Oregon adults, and cigarette smoking has a disproportionate effect on some of Oregon’s most vulnerable groups.

Additional Resources: [Oregon Tobacco Prevention and Education](#), [Oregon Tobacco Facts](#).

About the Data: Data sources are the Oregon Behavioral Risk Factor Surveillance Systems (BRFSS) for adults and the Oregon Healthy Teens Survey (OHT) for youth. BRFSS is a telephone survey conducted annually among non-institutionalized adults age 18+. Since 2010, the Oregon BRFSS data have included cell phone respondents as well as those reached by landline, and data weighting methods have changed. Therefore, caution should be used in interpreting changes over time. Data on adults include those who have smoked 100 cigarettes in their lifetime and currently smoke every day or some days. For 8th graders, data include those who smoked cigarettes on 1 day or more during the past 30 days and using an electronic cigarette for 1 day or more during the past 30 days.

For More Information Contact: Todd Beran, Todd.Beran@state.or.us

Date Updated: August 12th, 2019

OHA 9153-D (Rev) 09/13: This document can be provided upon request in an alternate format for individuals with disabilities or in a language other than English for people with limited English skills. To request this publication in another format or language, contact the Publications and Design Section at 503-378-3486, 711 for TTY, or email dhs-oha.publicationrequest@state.or.us.