

2010 Oregon Student Wellness Survey



Deschutes County

Oregon Department of Human Services Addictions and Mental Health Division

Conducted by International Survey Associates dba Pride Surveys

Contents

1 INTRODUCTION	9
1.1 Participants by Gender	10
1.2 Race and Ethnicity	10
1.3 Language Used at Home	10
2 SCHOOL CLIMATE	11
2.1 Supportive Atmosphere	11
2.2 Attachment to School	13
2.3 Opportunities for Participation	15
2.4 Safe Environment	17
3 POSITIVE YOUTH DEVELOPMENT	23
3.1 PYD Benchmark	23
3.2 General Health	23
3.3 Competence, Confidence, Support and Service	23
4 MENTAL AND EMOTIONAL HEALTH	26
4.1 Psychological Distress	26
4.2 Depression and Suicide Ideation	26
5 PROBLEM GAMBLING	29
5.1 Types of Gambling	29
5.2 Risk of Problem Gambling	30
5.3 Communication about the Risks of Gambling	30
6 SUBSTANCE USE	36
6.1 Abstinence from Substance Use	36
6.2 Substance Use in the Past 30 Days	37
6.3 Average Age of First Use	41
6.4 Factors Associated with Initiation of Substance Use	45
6.5 Availability	45
6.6 Parental Attitude toward Substance Use	45
6.7 Student Attitude toward Substance Use	46
6.8 Perceived Risk of Harm	46
6.9 Communication about Substance Use	47
7 DRUG FREE COMMUNITIES CORE MEASURES	48
7.1 30 Day Use	48
7.2 Perception of Moderate or Great Risk	49
7.3 Parents Feel It Would Be Wrong or Very Wrong	49
7.4 Average Age (in years) of Onset	49
8 RISK AND PROTECTIVE FACTORS	50
8.1 Community Factors	51

8.2 Family Factors	51
8.3 School Factors	51
8.4 Peer / Individual Factors	51
A FREQUENCY DISTRIBUTION TABLES	58
A.1 Frequency Distribution Tables	58
A.1.1 Demographics	58
A.1.2 Transitions and Mobility	59
A.2 School Climate	60
A.2.1 Academic Performance	60
A.2.2 School Commitment	61
A.2.3 Opportunities for Prosocial Involvement in School	62
A.2.4 Rewards for Prosocial Involvement in School	63
A.2.5 Supportive Atmosphere in School	64
A.2.6 Safe School Environment	65
A.2.7 Harassment and Bullying	67
A.3 Social, Emotional and Mental Health	68
A.3.1 Positive Youth Development	68
A.3.2 Mental Health Inventory	70
A.3.3 Depression and Suicidality	71
A.3.4 Problem Gambling	72
A.4 Substance Use	75
A.4.1 Tobacco Use	75
A.4.2 Alcohol Use	76
A.4.3 Alcohol-related Risk Behaviors and Consequences	79
A.4.4 Marijuana Use	80
A.4.5 Other Drug Use	81
A.4.6 Lifetime Drug Use	84
A.4.7 Perceived Availability of Drugs	86
A.4.8 Perceived Risk of Harm from Substance Use	87
A.4.9 Communication about Substance Use	88
A.5 Antisocial Behavior	89
A.5.1 Antisocial Behavior	89
A.6 Parenting and Parental Attitudes	91
A.6.1 Family Management	91
A.6.2 Parental Attitudes towards Substance Use	93
A.6.3 Parental Attitudes towards Antisocial Behavior	93
A.7 Influence of Friendships	94
A.7.1 Friends' Drug Use	94
A.7.2 Friends' Delinquent Behaviors	95
A.7.3 Rewards for Antisocial Involvement	97
A.7.4 Attitudes towards Student Substance Use	98
A.8 Community Laws and Norms	99
A.8.1 Norms about Kids' Drug Use	99
A.8.2 Community Law Enforcement	99

A.9 Risk and Protective Factors	100
A.9.1 Risk and Protective Factors	100

B SWS QUESTIONNAIRES 103

List of Tables

1 Participants by Gender	10
2 Race and Ethnicity	10
3 Hispanic/Latino?	10
4 Language Used at Home	10
5 Supportive Atmosphere	11
6 Attachment to School	13
7 Opportunities for Participation	15
8 Safe Environment	17
9 Harassment	17
10 Serious Problem Behaviors	21
11 PYD Benchmark	23
12 General Health	23
13 Competence, Confidence, Support and Service	23
14 Psychological Distress	26
15 MHI-5 Questions	26
16 Depression and Suicide Ideation	27
17 Types of Gambling	29
18 Gambling Amounts	30
19 Signs of Problem Gambling	30
20 Communication About the Risks of Gambling	30
21 Abstinence from Substance Use	36
22 Substance Use in the Past 30 Days	37
23 Average Age of First Use	41
24 Availability	45
25 Parental Attitude toward Substance Use	45
26 Student Attitude toward Substance Use	46
27 Perceived Risk of Harm	46
28 Communication about Substance Use	47
29 30 Day Use	48
30 Perception of Moderate or Great Risk	49
31 Parents Feel It Would Be Wrong or Very Wrong	49
32 Average Age (in years) of Onset	49
33 Community Factors	51
34 Family Factors	51
35 School Factors	51
36 Peer / Individual Factors	51
37 How old are you?	58
38 What is your sex?	58

39 In what grade are you?	58
40 What is your race?	59
41 Are you Hispanic or Latino?	59
42 What is the language you use most often at home?	59
43 Have you changed homes in the past year?	59
44 Have you changed schools (including changing from elementary to middle or middle to high school) in the past year?	59
45 How many times have you changed homes since kindergarten?	59
46 How many times have you changed schools (including changing from elementary to middle or middle to high school) since kindergarten?	60
47 Are your school grades better than the grades of most students in your class?	60
48 Putting them all together, what were your grades like last year?	60
49 During the LAST FOUR WEEKS how many whole days have you missed because you skipped or "cut"?	61
50 How important do you think the things you are learning in school are going to be for your later life?	61
51 How interesting are most of your courses to you?	61
52 How often do you feel that the school work you are assigned is meaningful and important?	61
53 Now, thinking back over the past year in school, how often did you enjoy being in school?	62
54 Now, thinking back over the past year in school, how often did you hate being in school?	62
55 Now, thinking back over the past year in school, how often did you try to do your best work in school?	62
56 I have lots of chances to be part of class discussions or activities.	62
57 In my school, students have lots of chances to help decide things like class activities and rules.	63
58 Teachers ask me to work on special classroom projects.	63
59 There are lots of chances for students in my school to get involved in sports, clubs, and other school activities outside of class.	63
60 My teacher(s) notices when I am doing a good job and lets me know about it.	63
61 My teachers praise me when I work hard in school.	64
62 The school lets my parents know when I have done something well.	64
63 In my school, teachers treat students with respect.	64
64 I can talk to teachers openly and freely about my concerns.	64
65 There are lots of chances for students in my school to talk with a teacher.	65
66 Most students at my school help each other when they are hurt or upset.	65
67 Students are picked on by other students for working hard at our school.	65
68 I feel safe at my school.	65

69	During the past 30 days, on how many days did you not go to school because you felt you would be unsafe at school or on your way to or from school?	66
70	During the past 12 months, how many times were you in a physical fight on school property?	66
71	How many times in the past year (12 months) have you been drunk or high at school?	66
72	How many times in the past year (12 months) have you been suspended from school?	66
73	How many times in the past year (12 months) have you taken a handgun to school?	67
74	Harassment about your race or ethnic origin.	67
75	Unwanted sexual comments or attention.	67
76	Harassment because someone thought you were gay, lesbian, bisexual or transgender.	67
77	Harassment about your weight, clothes, acne, or other physical characteristics.	68
78	Harassment about your group of friends.	68
79	Harassment for other reasons.	68
80	Positive Youth Development	68
81	Would you say that in general your physical health is...	68
82	Would you say that in general your emotional and mental health is...	69
83	I can do most things if I try.	69
84	I can work out my problems.	69
85	I volunteer to help others in my community.	69
86	There is at least one teacher or other adult in my school that really cares about me.	69
87	Mental Health Inventory 5	70
88	During the past 30 days, how much of the time have you been a happy person?	70
89	During the past 30 days, how much of the time have you felt calm and peaceful?	70
90	During the past 30 days, how much of the time have you been a very nervous person?	70
91	During the past 30 days, how much of the time have you felt downhearted and blue?	71
92	During the past 30 days, how much of the time have you felt so down in the dumps that nothing could cheer you up?	71
93	During the past 12 months did you ever feel so sad or hopeless almost every day for two weeks or more in a row that you stopped doing some usual activities?	71
94	During the past 12 months did you ever seriously consider attempting suicide?	71
95	During the past 12 months how many times did you actually attempt suicide?	72

96	Please mark ALL the different types of gambling that you have bet on, if any, during the last 30 days:	72
97	During the last 12 months, have you ever felt bad about the amount you bet, or about what happens when you bet money?	73
98	During the last 12 months, have you ever felt that you would like to stop betting money but didn't think you could?	73
99	In total, how much money have you bet in any form (lottery, card games, bingo, internet, sports, with friends) in the past three months?	73
100	Have you ever lied to anyone about betting/gambling?	73
101	Have you ever bet/gambled more than you wanted to?	74
102	Have your parents ever talked to you about the risks of betting/gambling?	74
103	Have your teachers ever talked to you about the risks of betting/gambling?	74
104	During the past 30 days, on how many days did you smoke cigarettes?	75
105	During the past 30 days, on how many days did you use other tobacco products?	75
106	Used cigarettes or other tobacco products in the past 30 days	75
107	How old were you when you smoked a whole cigarette for the first time?	75
108	Average age the first time a whole cigarette was smoked	75
109	How old were you when you first used tobacco products other than cigarettes such as snuff, chewing tobacco, and smoking tobacco from a pipe?	76
110	Average age the first time tobacco products other than cigarettes were used	76
111	During the past 30 days, on how many days did you have at least one drink of alcohol?	76
112	During the past 30 days, on how many days did you have 5 or more drinks of alcohol in a row, that is, within a couple of hours?	76
113	How old were you when you had your first drink of alcohol other than a few sips?	77
114	Average age of first alcohol use (more than a sip or two)	77
115	How old were you when you first began drinking alcoholic beverages regularly, that is, at least once or twice a month?	77
116	Average age when first began drinking alcoholic beverages regularly (at least once or twice a month)	77
117	During the past 30 days, what type of alcohol did you usually drink? Select only one response.	78
118	During the past 30 days, how did you usually get the alcohol you drank? Select only one response.	78
119	During the past 30 days, how many times did you ride in a vehicle driven by a parent or other adult who had been drinking alcohol?	79
120	During the past 30 days, how many times did you ride in a vehicle driven by a teenager who had been drinking alcohol?	79

121	During the past 30 days, how many times did you drive a car or other vehicle when you had been drinking alcohol?	79
122	In the last 12 months, which of the following have you experienced? Please mark all that apply.	80
123	During the past 30 days, on how many days did you use marijuana?	80
124	During the past 30 days, how many times did you use marijuana?	80
125	How old were you when you tried marijuana for the first time?	81
126	Average age of first marijuana use	81
127	During the past 30 days, on how many days did you sniff glue, breathe the contents of aerosol spray cans, or any paints or sprays to get high?	81
128	During the past 30 days, on how many days did you use prescription drugs (without a doctor's orders) to get high?	81
129	During the past 30 days, on how many days did you use any form of cocaine, including powder, crack or freebase?	82
130	During the past 30 days, on how many days did you use ecstasy (also called MDMA)?	82
131	During the past 30 days, on how many days did you use heroin or other opiates or narcotics?	82
132	During the past 30 days, on how many days did you use LSD or other hallucinogens or psychedelics?	82
133	During the past 30 days, on how many days did you use methamphetamines (also called speed, crystal, crank or ice)?	83
134	Used any drugs in past 30 days (includes any use of marijuana, inhalants, prescription drugs, cocaine, ecstasy, heroin, hallucinogens or methamphetamines)	83
135	Used illicit drugs in past 30 days (includes any use of marijuana, cocaine, ecstasy, heroin, hallucinogens or methamphetamines)	83
136	Used illicit drugs other than marijuana (includes any use of cocaine, ecstasy, heroin, hallucinogens or methamphetamines)	83
137	During your life, how many times have you sniffed glue, breathed the contents of aerosol spray cans, or inhaled any paints or sprays to get high?	84
138	During your life, how many times have you taken steroid pills or shots without a doctor's prescription?	84
139	During your life, how many times have you used any form of cocaine, including powder, crack, or freebase?	84
140	During your life, how many times have you used ecstasy (also called MDMA)?	84
141	During your life, how many times have you used heroin (also called smack, junk, or China White)?	85
142	During your life, how many times have you used methamphetamines (also called speed, crystal, crank, or ice)?	85
143	During your life, how many times have you used a needle to inject any illegal drug into your body?	85

144	Lifetime drug use (includes any use of marijuana, inhalants, cocaine, ecstasy, heroin, or methamphetamines)	85
145	Lifetime illicit drug use (includes any use of marijuana, cocaine, ecstasy, heroin, or methamphetamines)	85
146	Lifetime use of illicit drugs other than marijuana (includes any use of cocaine, ecstasy, heroin, or methamphetamines)	86
147	If you wanted to get some cigarettes, how easy would it be for you to get some?	86
148	If you wanted to get some beer, wine or hard liquor (for example, vodka, whiskey, or gin), how easy would it be for you to get some?	86
149	If you wanted to get some marijuana, how easy would it be for you to get some?	86
150	If you wanted to get a drug like cocaine, LSD, or amphetamines, how easy would it be for you to get some?	87
151	How much do you think people risk harming themselves (physically or in other ways) if they smoke one or more packs of cigarettes per day?	87
152	How much do you think people risk harming themselves (physically or in other ways) if they take one or two drinks of an alcoholic beverage (beer, wine, or liquor) nearly every day?	87
153	How much do you think people risk harming themselves (physically or in other ways) when they have five or more drinks of an alcoholic beverage once or twice a week?	87
154	How much do you think people risk harming themselves (physically or in other ways) if they try marijuana once or twice?	88
155	How much do you think people risk harming themselves (physically or in other ways) if they smoke marijuana once or twice a week?	88
156	During the past 12 months have you talked with at least one of your parents about the dangers of tobacco, alcohol, or drug use?	88
157	During the past 12 months have you had a special class about drugs or alcohol in school?	88
158	During the past 12 months do you recall hearing, reading, or watching an advertisement about prevention of substance abuse?	89
159	Would you be more or less likely to want to work for an employer that tests its employees for drug or alcohol use on a random basis?	89
160	During the past 12 months how many times were you in a physical fight on school property?	89
161	How many times in the past year (12 months) have you attacked someone with the idea of seriously hurting them?	90
162	How many times in the past year (12 months) have you been arrested?	90
163	How many times in the past year (12 months) have you carried a handgun?	90
164	How many times in the past year (12 months) have you sold illegal drugs?	90

165	How many times in the past year (12 months) have you stolen or tried to steal a motor vehicle such as a car or motorcycle?	91
166	If you carried a handgun without your parents' permission, would you be caught by your parents?	91
167	If you drank some beer or wine or liquor (for example, vodka, whiskey, or gin) without your parents' permission, would you be caught by your parents?	91
168	If you skipped school would you be caught by your parents?	92
169	My family has clear rules about alcohol and drug use.	92
170	My parents ask if I've gotten my homework done.	92
171	The rules in my family are clear.	92
172	When I am not at home, one of my parents knows where I am and who I am with.	92
173	Would your parents know if you did not come home on time?	92
174	How wrong do your parents feel it would be for you to smoke cigarettes?	93
175	How wrong do your parents feel it would be for you to drink beer, wine or hard liquor (for example, vodka, whiskey or gin) regularly (at least once or twice a month)?	93
176	How wrong do your parents feel it would be for you to smoke marijuana?	93
177	How wrong do your parents feel it would be for you to draw graffiti, or write things or draw pictures on buildings or other property (without the owner's permission)?	93
178	How wrong do your parents feel it would be for you to pick a fight with someone?	94
179	How wrong do your parents feel it would be for you to steal something worth more than \$5?	94
180	In the past year (12 months), how many of your best friends have smoked cigarettes?	94
181	In the past year (12 months), how many of your best friends have tried beer, wine or hard liquor (for example, vodka, whiskey or gin) when their parents didn't know about it?	94
182	In the past year (12 months), how many of your best friends have used marijuana?	95
183	In the past year (12 months), how many of your best friends have used LSD, cocaine, amphetamines, or other illegal drugs?	95
184	In the past year (12 months), how many of your best friends have been arrested?	95
185	In the past year (12 months), how many of your best friends have been suspended from school?	95
186	In the past year (12 months), how many of your best friends have carried a handgun?	96
187	In the past year (12 months), how many of your best friends have dropped out of school?	96

188	In the past year (12 months), how many of your best friends have sold illegal drugs?	96
189	In the past year (12 months), how many of your best friends have stolen or tried to steal a motor vehicle such as a car or motorcycle?	96
190	What are the chances you would be seen as cool if you began drinking alcoholic beverages regularly, that is, at least once or twice a month?	97
191	What are the chances you would be seen as cool if you smoked marijuana?	97
192	What are the chances you would be seen as cool if you carried a handgun?	97
193	What are the chances you would be seen as cool if you smoked cigarettes?	97
194	How wrong do you think it is for someone your age to smoke one or more packs of cigarettes a day?	98
195	How wrong do you think it is for someone your age to have one or two drinks of an alcoholic beverage nearly every day?	98
196	How wrong do you think it is for someone your age to try marijuana once or twice?	98
197	How wrong do you think it is for someone your age to use marijuana once a month or more?	98
198	How wrong would most adults (over 21) in your neighborhood think it is for kids your age to drink alcohol?	99
199	How wrong would most adults (over 21) in your neighborhood think it is for kids your age to smoke cigarettes?	99
200	How wrong would most adults (over 21) in your neighborhood think it is for kids your age to use marijuana?	99
201	If a kid drank some beer, wine or hard liquor (for example, vodka, whiskey, or gin) in your neighborhood would he or she be caught by the police?	99
202	If a kid smoked marijuana in your neighborhood would he or she be caught by the police?	100
203	Transitions and mobility (risk)	100
204	Laws and norms favorable to drug use (risk)	100
205	Perceived availability of drugs (risk)	100
206	Poor family management (risk)	101
207	Parental attitudes toward substance use (risk)	101
208	Parental attitudes toward antisocial behavior (risk)	101
209	Academic failure (risk)	101
210	Low commitment to school (risk)	101
211	School opportunities for prosocial involvement (protective)	101
212	School rewards for prosocial involvement (protective)	102
213	Perceived risks of substance use (risk)	102
214	Friends' use of drugs (risk)	102
215	Friends' delinquent behavior (risk)	102

216	Peer rewards for antisocial behavior (risk)	102
217	Attitudes toward antisocial behavior (risk)	102

List of Figures

1	Supportive Atmosphere	12
2	Attachment to School	14
3	Opportunities for Participation	16
4	Harassment - Grade 6	18
5	Harassment - Grade 8	19
6	Harassment - Grade 11	20
7	Serious Problem Behaviors	22
8	Positive Youth Development - Grade 8	24
9	Positive Youth Development - Grade 11	25
10	Psychological Distress, Depression and Suicide	28
11	Gambling - Grade 6	31
12	Gambling - Grade 8	32
13	Gambling - Grade 11	33
14	Amount of Money Bet	34
15	Signs of Problem Gambling	35
16	Alcohol, Tobacco and Other Drug Use - Grade 6	38
17	Alcohol, Tobacco and Other Drug Use - Grade 8	39
18	Alcohol, Tobacco and Other Drug Use - Grade 11	40
19	Age of First Use - Grade 6	42
20	Age of First Use - Grade 8	43
21	Age of First Use - Grade 11	44
22	Risk Factors - Grade 6	52
23	Risk Factors - Grade 8	53
24	Risk Factors - Grade 11	54
25	Protective Factors - Grade 6	55
26	Protective Factors - Grade 8	56
27	Protective Factors - Grade 11	57

1 INTRODUCTION

This is a report of key findings from the *Oregon Student Wellness Survey*, a survey of 6th, 8th and 11th grade youth, conducted in the spring of 2010. The *Oregon Student Wellness Survey* is an anonymous and voluntary survey sponsored by the Oregon Department of Human Services (DHS) in collaboration with the Oregon Department of Education. DHS contracted with International Survey Associates to recruit schools, administer the survey and report survey results. The survey was available free of charge to all Oregon schools that chose to participate including public, charter and private. Schools that agreed to participate in the *Oregon Student Wellness Survey* were given the option of administering the survey either online over the Internet or by paper and pencil with the schools determining which method would be best for their particular circumstances.

The *Oregon Student Wellness Survey* was designed to assess a wide range of topics that included school climate, positive youth development, mental health, substance use, problem gambling, fighting and other problem behaviors. In addition the survey collected information about risk and protective factors associated with these behaviors.

Student Wellness Survey results are used by schools, state and local agencies, organizations and communities to assess and monitor the health and well being of Oregon youth and the environments in which they live. *Student Wellness Survey* data can serve as a valuable tool for program planning, implementation, and evaluation. The data are essential information for communications with legislators and the public, and communities and local agencies will find the data improves their ability to procure funding by providing the baseline data needed for grant writing. In these ways, schools, communities and policy makers will find themselves poised to make effective decisions about health related policies, services, programs and educational activities.

The *Oregon Student Wellness Survey* was designed as a split survey. The 6th grade version of the survey consisted of a subset of the questions found on the 8th and 11th grade versions. In order to provide results that spanned all grade levels in a single report, the data for questions that did not appear on the 6th grade version appear in this report as missing.

This report is divided into topic specific sections. Each section provides a brief overview of the topic, followed by summary data tables that include results for all three grades and compares local data to that of the state. The state data for this report has been weighted based on enrollment numbers. The county data in this report has also been weighted.

Your questions, concerns and comments are invited. For more information about the theory behind the content of the *Oregon Student Wellness Survey* or how to use survey results for prevention planning, contact:

Rick Cady rick.f.cady@state.or.us

503-945-5727

Prevention Manager

Program and Policy Development Unit

DHS Addictions and Mental Health Division

500 Summer St NE, E-86

Salem, OR 97301

For technical assistance please contact:

Geralyn Brennan geralyn.brennan@state.or.us

503-947-2319

Prevention Epidemiologist

Program Analysis and Evaluation Unit

DHS Addictions and Mental Health Division

500 Summer St NE, E-86

Salem, OR 97301

1.1 Participants by Gender

Table 1: Participants by Gender

	Grade 6		Grade 8		Grade 11	
	County	State	County	State	County	State
Female	600	8,778	582	9,756	415	7,784
Male	592	8,614	622	9,611	470	7,841
NA*	3	102	4	98	2	51
TOTAL	1,195	17,494	1,208	19,465	887	15,676

* NA - No Answer

1.2 Race and Ethnicity

Schools throughout Oregon vary considerably in the racial and ethnic composition of their students. The *Student Wellness Survey* asks one question about race and another about Hispanic or Latino ethnicity.

The table below shows the percentage of students that self-identified as...

Table 2: Race and Ethnicity

	Grade 6		Grade 8		Grade 11	
	County	State	County	State	County	State
American Indian or Alaska Native	5.8	6.6	4.5	4.6	2.4	3.1
Asian	2.1	4.8	2.3	4.6	1.6	7.3
Black or African American	1.9	4.5	3.2	4.8	2.0	4.7
Native or Other Pacific Islander	2.6	4.4	3.0	3.9	1.6	3.1
White	87.7	79.7	87.0	82.1	92.4	81.8

Percentages exclude missing answers.

The table below shows the student responses to the question "Are you Hispanic or Latino?"

Table 3: Hispanic/Latino?

	Grade 6		Grade 8		Grade 11	
	County	State	County	State	County	State
Yes	14.7	23.3	15.6	21.1	8.8	17.6
No	85.3	76.7	84.4	78.9	91.2	82.4

Percentages exclude missing answers.

1.3 Language Used at Home

Students were asked what language they used most often at home.

Table 4: Language Used at Home

	Grade 6		Grade 8		Grade 11	
	County	State	County	State	County	State
English	93.3	85.4	92.8	87.9	95.6	87.5
Spanish	5.9	11.6	5.9	9.0	3.1	7.5
Another language	0.8	3.0	1.3	3.1	1.4	5.0

Percentages exclude missing answers.

2 SCHOOL CLIMATE

School climate is an important issue to parents, administrators and the community. The environment within a school directly impacts students' academic, social, emotional and mental states. Respectful, supportive relationships among students, teachers and parents are fundamental. When students have opportunities to collaborate and share a sense of purpose and ideals, students, faculty and staff look forward to walking through the schoolhouse door. When students are attached to school and to prosocial teachers and peers, they are more likely to behave in prosocial ways themselves, and to avoid engaging in high-risk behaviors.

There is strong evidence that the learning environment influences student attachment to school. Classroom and school interventions that make the learning environment safer, more caring, better managed and highly participatory and that enhance students' social competence have been shown to increase student attachment to school. A comprehensive assessment of school climate involves input from students, faculty and staff on a wide range of topics. The data collected with the *Oregon Student Wellness Survey* deals exclusively with the student perception aspect of school climate. It provides an assessment of whether students feel they belong, are valued and physically and emotionally safe at school.

2.1 Supportive Atmosphere

In supportive atmospheres students feel more comfortable approaching and interacting with teachers and peers, thereby strengthening their relationships.

The table below reports the percentage of students that agree with the following statements.

Table 5: Supportive Atmosphere

	Grade 6		Grade 8		Grade 11	
	County	State	County	State	County	State
My teacher(s) notices when I am doing a good job and lets me know about it.	79.2	79.1	73.2	70.7	69.0	67.8
The school lets my parents know when I have done something well.	43.4	50.9	34.3	39.1	31.5	32.6
I can talk to teachers openly and freely about my concerns.	70.3	68.8	51.6	51.8	63.3	57.6
In my school, teachers treat students with respect.	0.0	0.0	76.1	75.2	78.9	75.8
Most students at my school help each other when they are hurt or upset.	0.0	0.0	64.2	68.9	67.4	67.1
Students are picked on by other students for working hard at our school.	0.0	0.0	38.1	35.9	25.6	28.1

Percentages exclude missing answers.

Supportive Atmosphere Deschutes County

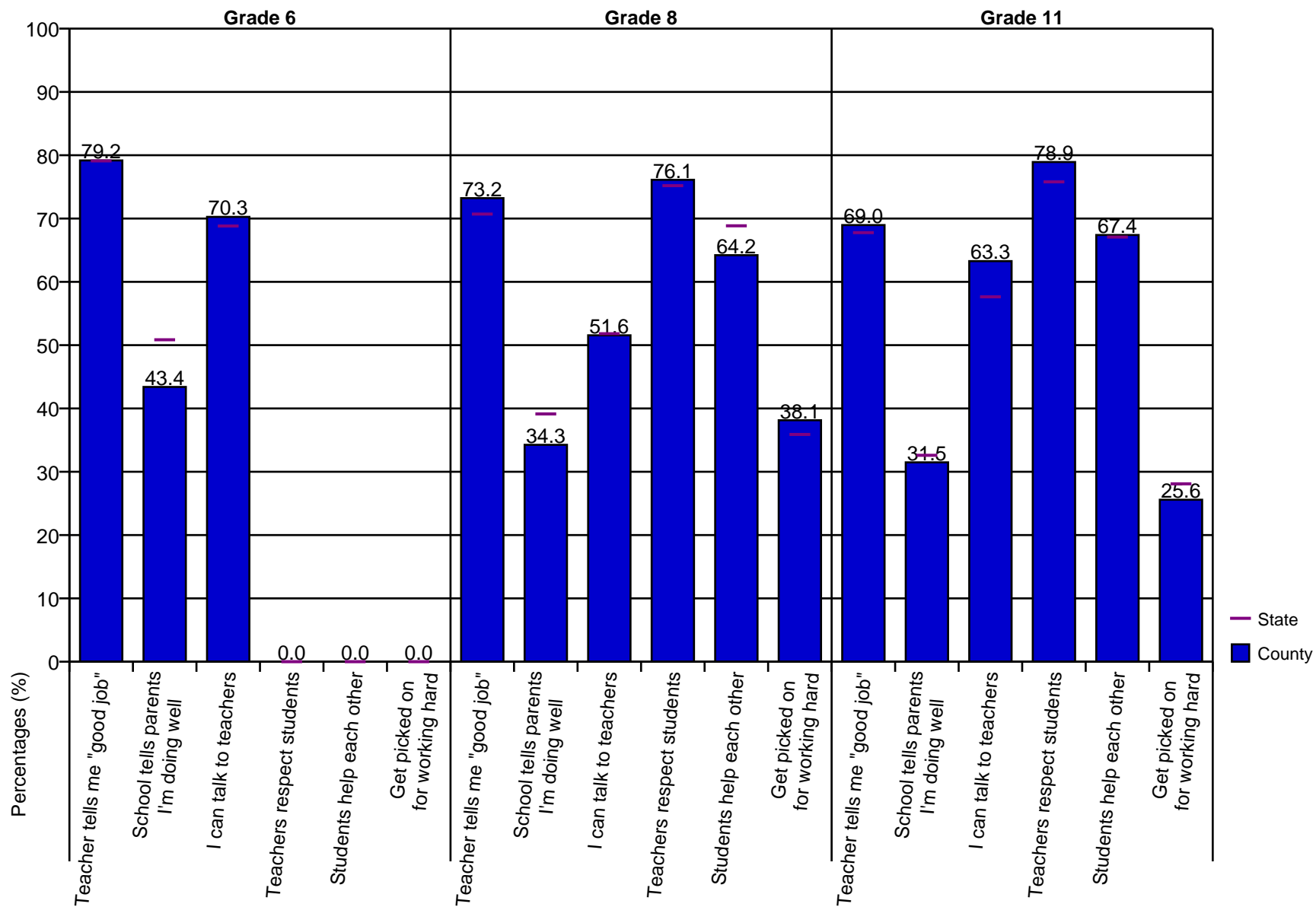


Figure 1: Supportive Atmosphere

2.2 Attachment to School

Students who feel their courses are interesting, assignments are important, and what they are learning in school will be valuable to them later in life, are better prepared to make successful transitions after graduation. Young people who do not feel a part of society, are not bound by rules, don't believe in trying to be successful or responsible are at high risk of academic failure and developing mental, emotional or behavioral disorders.

The table below reports the percentage of students that reported "often" or "almost always." for the first three questions, "very interesting" or "quite interesting" for the fourth question and "very important" or "quite important" for the fifth question.

Table 6: Attachment to School

	Grade 6		Grade 8		Grade 11	
	County	State	County	State	County	State
Enjoyed being in school over the past year	59.9	59.5	47.5	47.7	44.5	39.8
Hated being in school over the past year	22.6	21.2	29.3	29.4	30.1	33.9
Feel that assigned school work is meaningful and important	63.3	62.8	36.9	41.4	31.8	28.4
Feel most courses are interesting	52.3	57.8	32.8	38.1	41.3	38.1
Think the things you are learning in school are going to be important for your later life.	84.5	85.2	65.8	70.3	58.8	57.1

Percentages exclude missing answers.

Attachment to School Deschutes County

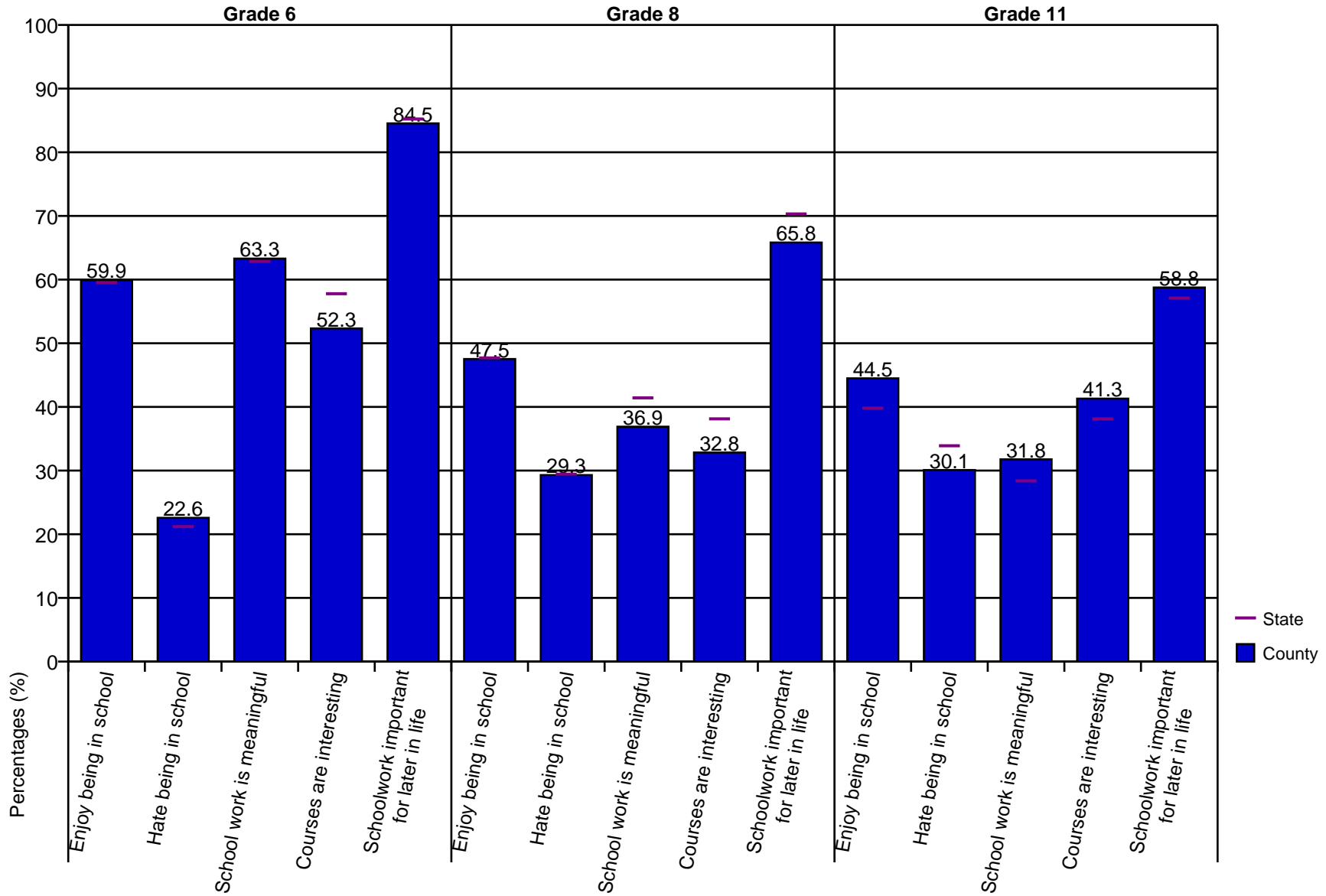


Figure 2: Attachment to School

2.3 Opportunities for Participation

When young people are given many opportunities to participate meaningfully in school activities that are important to them, they are less likely to engage in problem behaviors. When opportunities are available for positive participation outside of class, children are less likely to engage in substance use, and other problem behaviors.

The table below shows the percentage of students that agree with the following statements about their school.

Table 7: Opportunities for Participation

	Grade 6		Grade 8		Grade 11	
	County	State	County	State	County	State
I have lots of chances to be part of class discussions or activities.	87.3	85.9	86.0	84.0	88.9	86.4
Teachers ask me to work on special classroom projects.	53.9	54.2	40.9	43.5	41.8	40.0
In my school, students have lots of chances to help decide things like class activities and rules.	66.1	67.1	52.9	54.5	51.9	52.3
There are lots of chances for students in my school to get involved in sports, clubs, and other school activities outside of class.	91.8	87.1	88.7	84.9	92.1	90.5

Percentages exclude missing answers.

Opportunities for Participation

Deschutes County

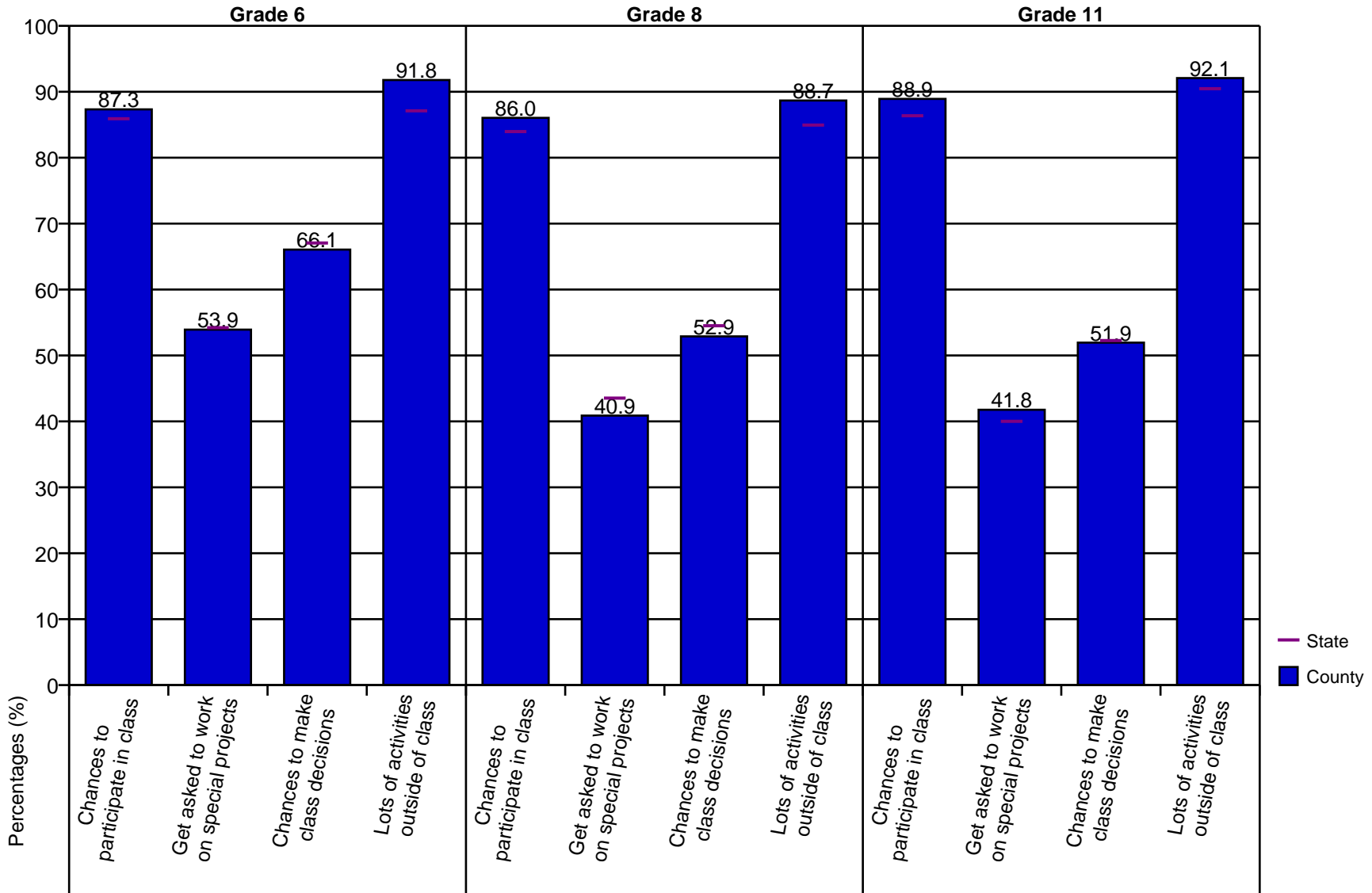


Figure 3: Opportunities for Participation

2.4 Safe Environment

Students who are harassed, feel unsafe or otherwise victimized are more likely to cut classes, skip school, feel depressed or are involved in problem behaviors. Comprehensive discipline, positive behavior support and anti-bullying programs in schools have been shown to reduce the incidence of harassment.

Table 8: Safe Environment

	Grade 6		Grade 8		Grade 11	
	County	State	County	State	County	State
I feel safe at my school.	88.8	85.6	81.2	81.5	86.6	84.8
Did not go to school one or more times in the past 30 days because you felt unsafe at school or on your way to or from school	7.8	9.3	9.1	8.3	3.8	5.3

Percentages exclude missing answers.

This table shows the percentage of students that have been harassed during the past 30 days. Students were asked to indicate whether they were harassed at school or on the way to or from school for any of the following reasons.

Table 9: Harassment

	Grade 6		Grade 8		Grade 11	
	County	State	County	State	County	State
Your race or ethnic origin	6.1	7.5	13.7	14.4	7.4	11.4
Unwanted sexual comments or attention	12.6	10.6	21.8	21.7	17.5	18.0
Someone thought you were gay, lesbian, bisexual or transgender	26.7	20.4	16.1	14.6	8.4	8.0
Your weight, clothes, acne or other physical characteristic	20.8	19.9	28.9	27.2	14.4	16.9
Your group of friends	11.6	13.6	26.5	22.5	12.6	15.1
Harassment for other reasons.	33.9	30.2	33.5	31.5	18.9	21.4
Any harassment in the past 30 days	51.1	45.4	54.7	52.5	35.7	40.4

Percentages exclude missing answers.

Harassment - Grade 6 Deschutes County

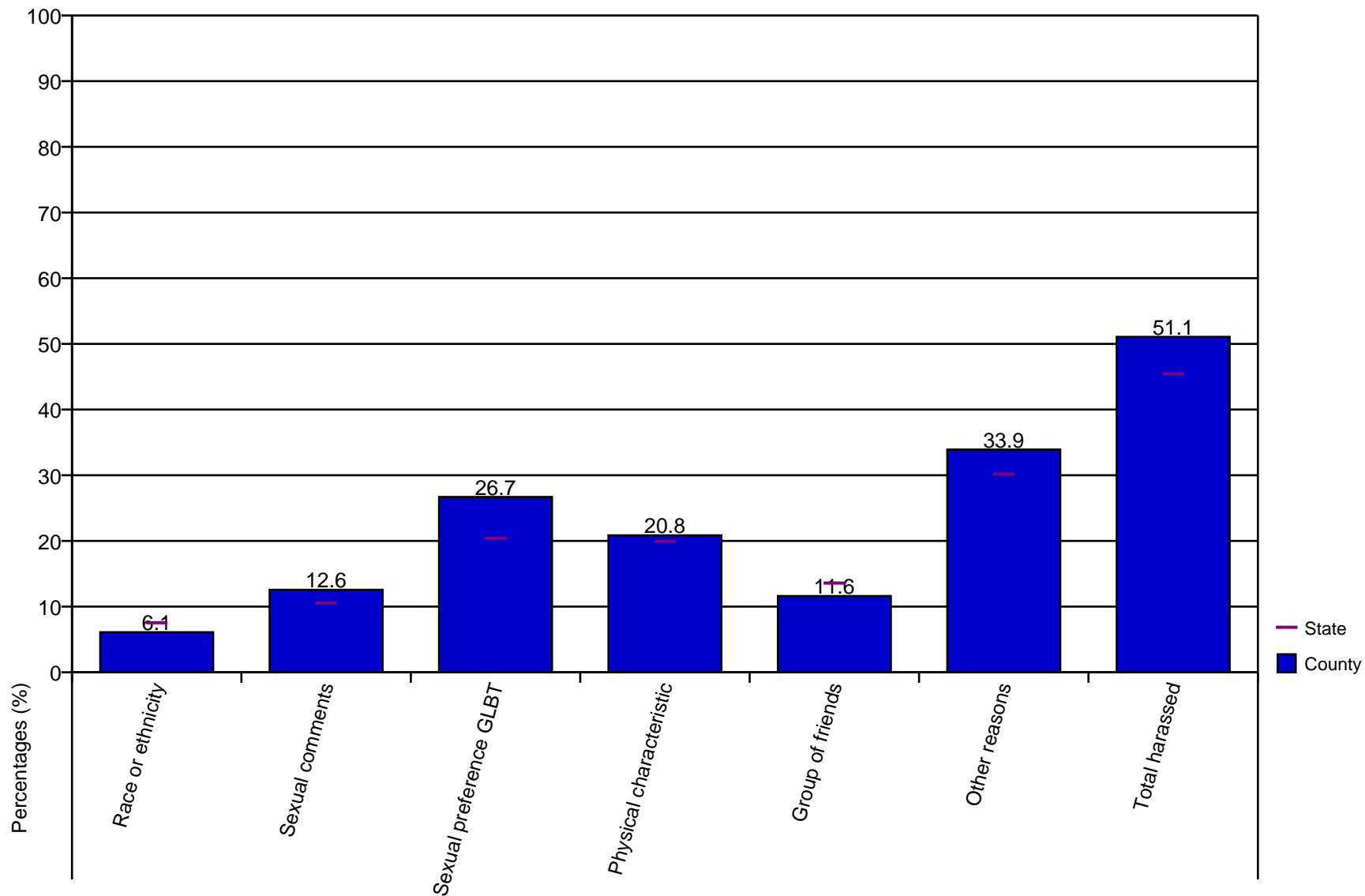


Figure 4: Harassment - Grade 6

Harassment - Grade 8

Deschutes County

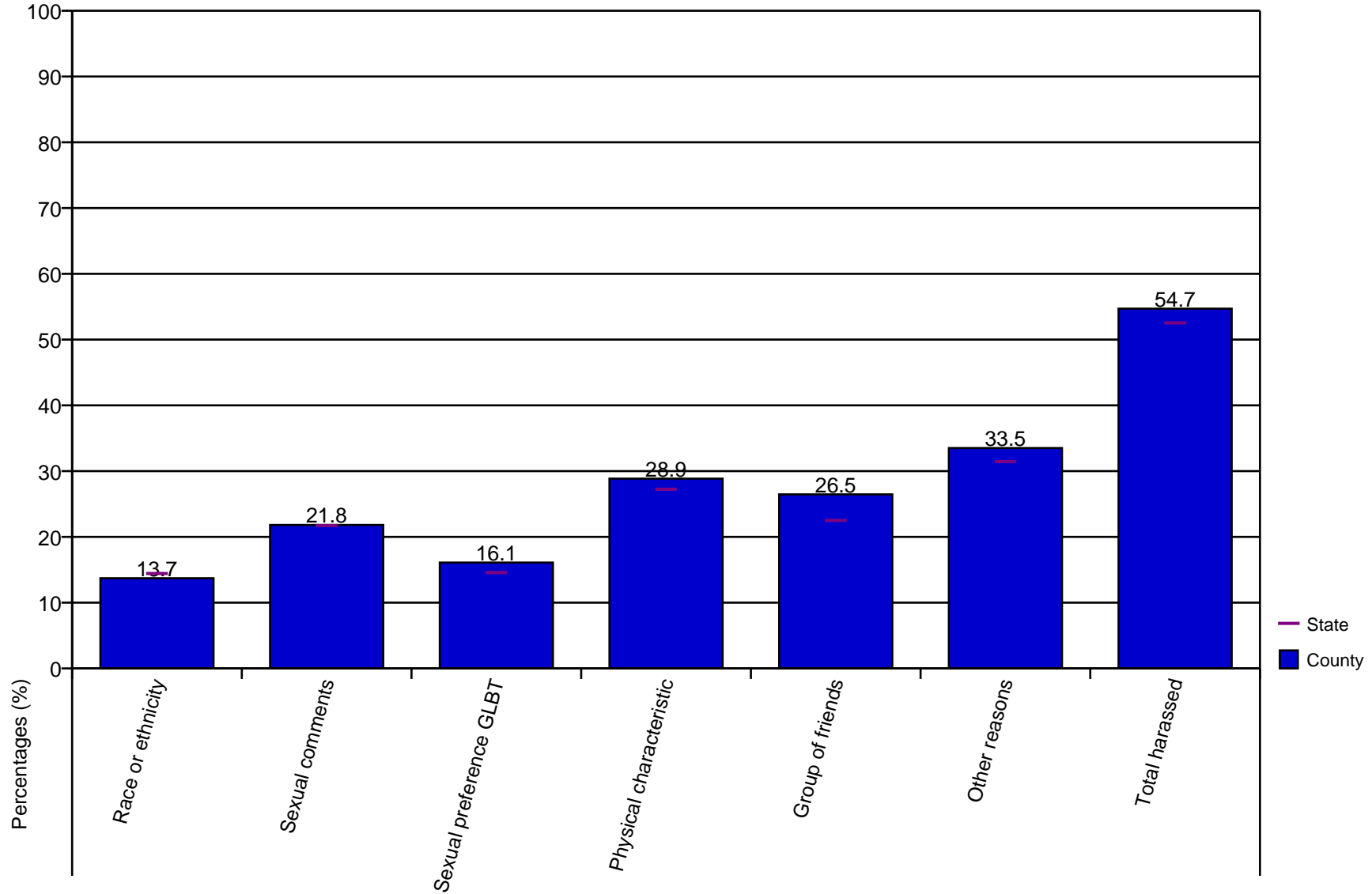


Figure 5: Harassment - Grade 8

Harassment - Grade 11

Deschutes County

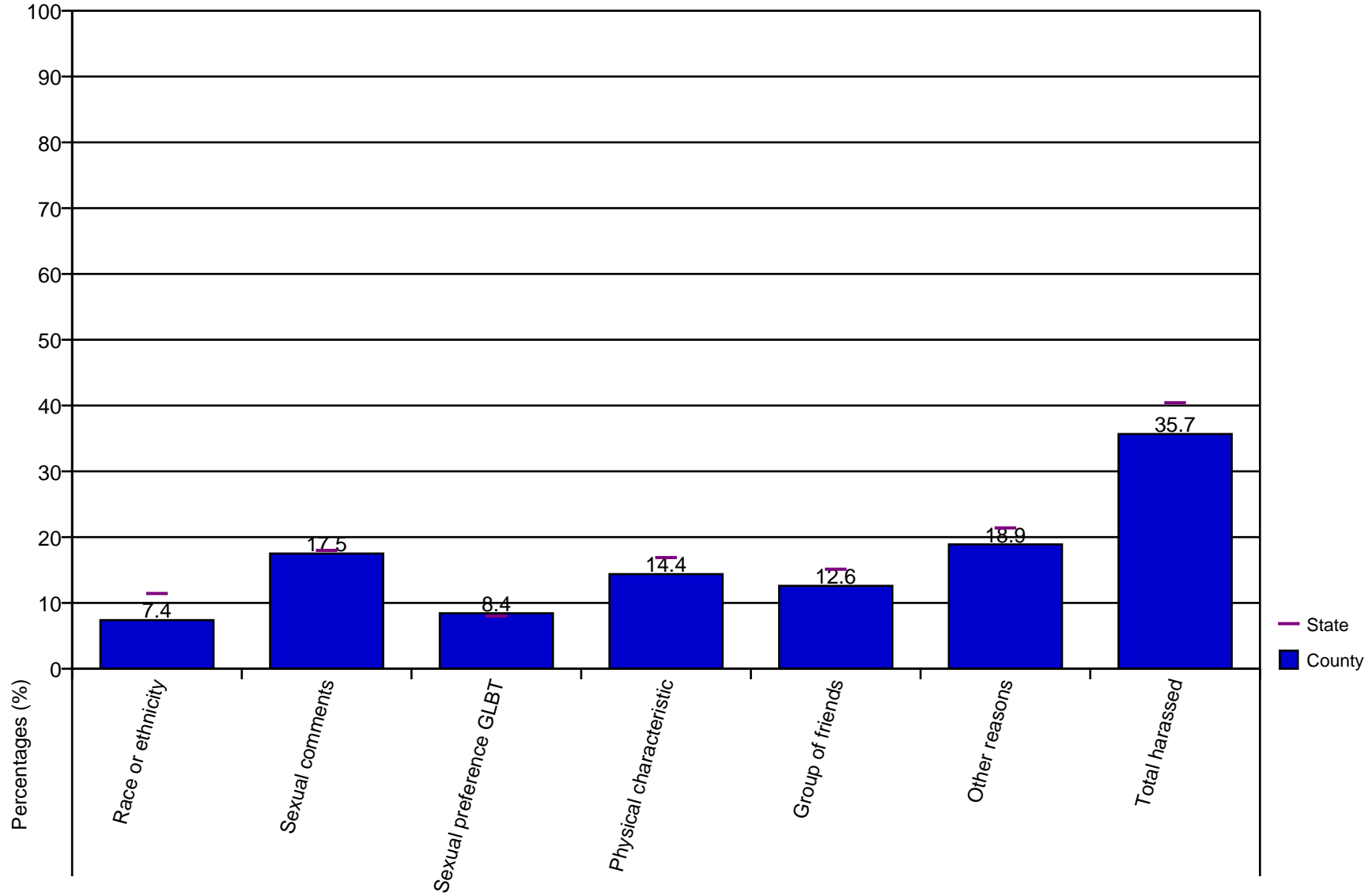


Figure 6: Harassment - Grade 11

This table shows the prevalence of other serious problem behaviors reported to have occurred in the past 12 months at school.

Table 10: Serious Problem Behaviors

	Grade 6		Grade 8		Grade 11	
	County	State	County	State	County	State
Have been drunk or high at school	0.0	0.0	10.8	10.1	16.9	17.1
Were in a physical fight on school property	20.7	21.6	21.0	21.4	11.0	10.1
Took a handgun to school	0.0	0.0	1.2	1.4	2.0	1.6

Percentages exclude missing answers.

Serious Problem Behaviors Deschutes County

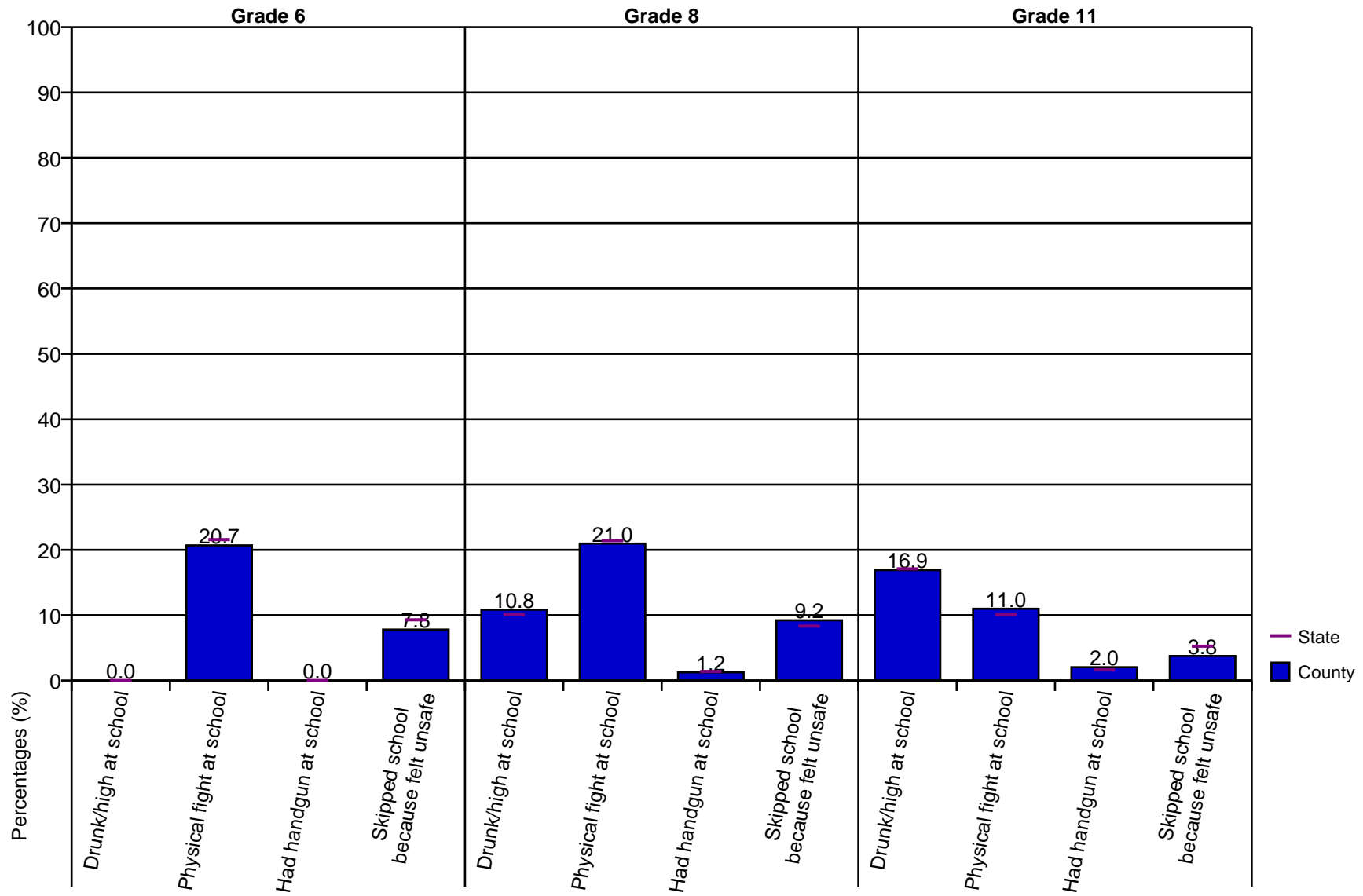


Figure 7: Serious Problem Behaviors

3 POSITIVE YOUTH DEVELOPMENT

High levels of positive youth development are strongly associated with increased healthy behaviors and decreased risk behaviors among youth. In 2006, DHS Public Health Division and the Oregon Commission on Children and Families established a statewide benchmark to measure Positive Youth Development (PYD) among Oregon 8th and 11th graders.

3.1 PYD Benchmark

The benchmark consists of 6 questions. Each measures a different component of PYD: physical health, emotional/mental health, competence, confidence, support and service. Students that answer at least 5 of the 6 questions in a positive manner (i.e., excellent/very good/good or very much/pretty much true) are considered to have met the state benchmark.

Table 11: PYD Benchmark

	Grade 8		Grade 11	
	County	State	County	State
Strong positive youth development	61.2	60.3	69.4	66.0
Weak positive youth development	38.8	39.7	30.6	34.0

Percentages exclude missing answers.

This item was not asked on the 6th grade survey.

3.2 General Health

Two questions are asked as an assessment of student health. The following table reports the percentage of students that responded to the questions with "good", "very good", or "excellent."

Table 12: General Health

	Grade 8		Grade 11	
	County	State	County	State
Physical health is...	91.5	90.0	89.7	87.9
Emotional and mental health is...	85.1	85.7	86.6	85.6

Percentages exclude missing answers.

These items were not asked on the 6th grade survey.

3.3 Competence, Confidence, Support and Service

The following table reports the percentage of students that indicated the statement is "pretty much true" or "very much true."

Table 13: Competence, Confidence, Support and Service

	Grade 8		Grade 11	
	County	State	County	State
I can work out my problems.	84.3	84.4	91.0	89.6
I can do most things if I try.	89.8	89.3	93.6	92.3
There is at least one teacher or other adult in my school that really cares about me.	67.1	65.3	72.3	69.2
I volunteer to help others in my community.	47.8	43.9	54.4	52.0

Percentages exclude missing answers.

These items were not asked on the 6th grade survey.

Positive Youth Development - Grade 8 Deschutes County

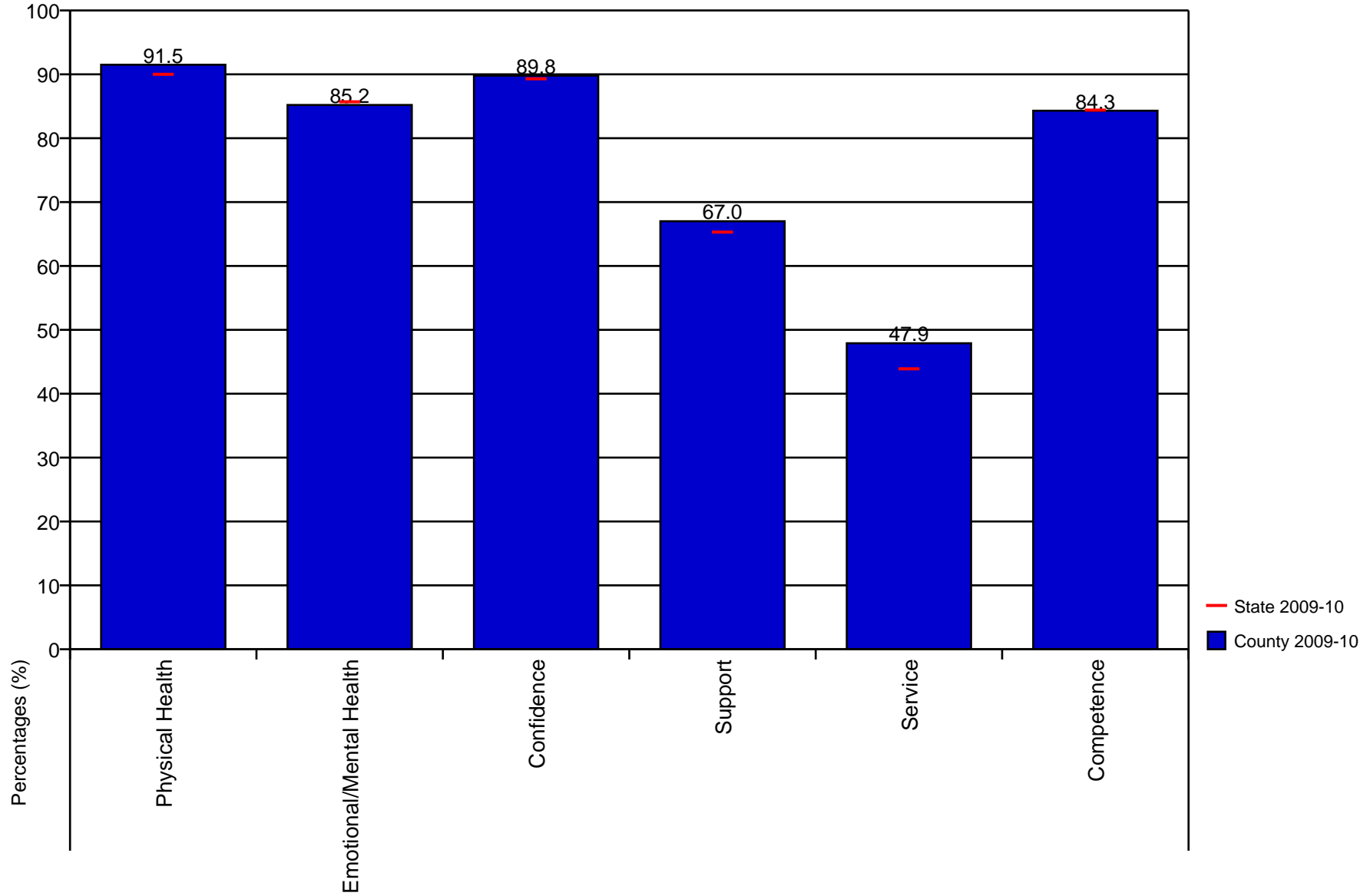


Figure 8: Positive Youth Development - Grade 8

Positive Youth Development - Grade 11
Deschutes County

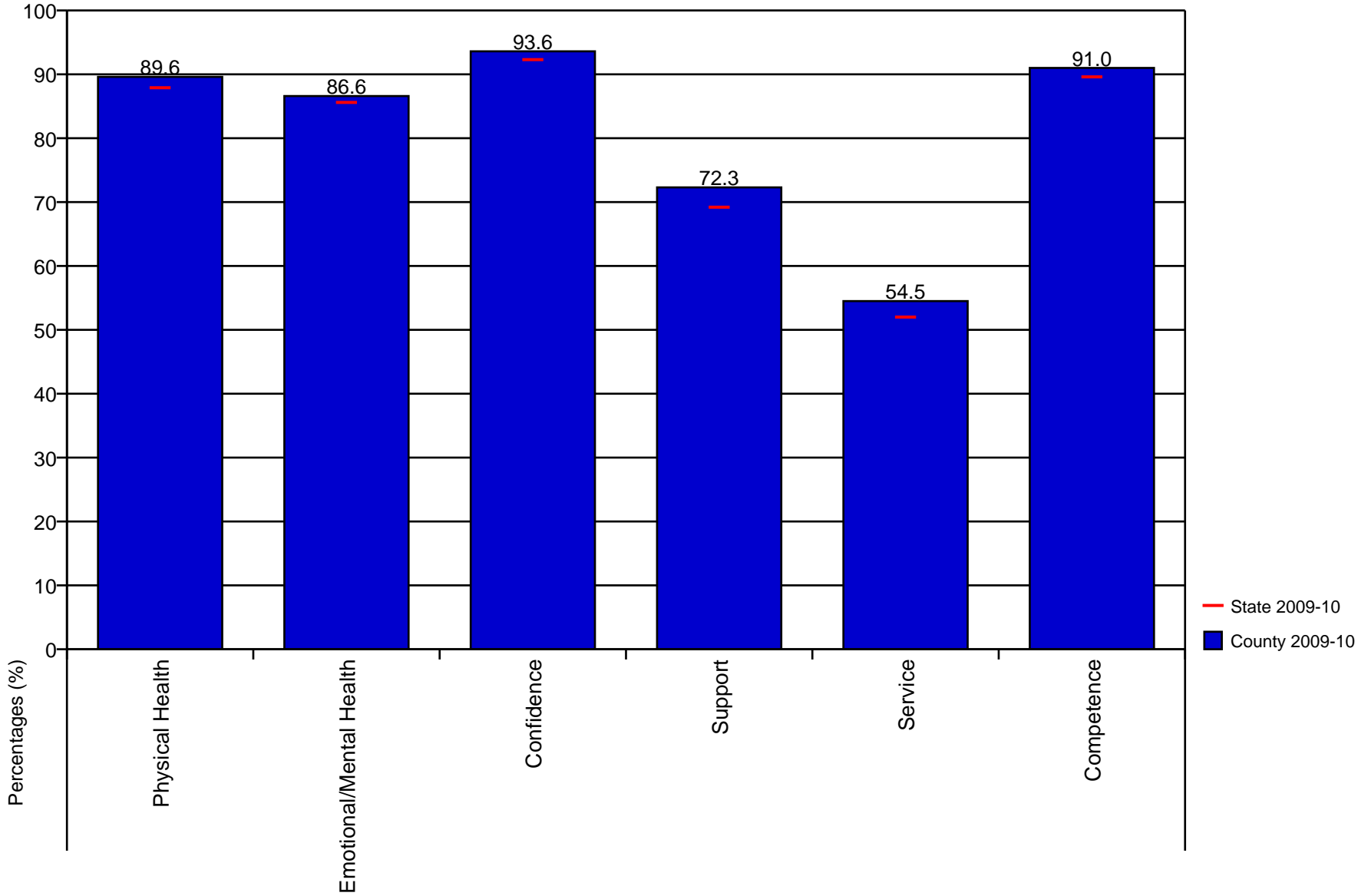


Figure 9: Positive Youth Development - Grade 11

4 MENTAL AND EMOTIONAL HEALTH

Good mental and emotional health makes it easier for youth to establish constructive interpersonal relationships, succeed in school and make a successful transition into the workforce. Depression and psychological distress can interfere with the development of positive teacher and peer relationships. Youth with depression or high levels of psychological distress may find it difficult to focus on academics. They are more likely to smoke, drink alcohol or use other drugs and they are at increased risk of suicide.

The *Oregon Student Wellness Survey* asks questions about emotional and mental health, depression, suicide thoughts and suicide attempts. The survey also asks a series of five questions known as the Mental Health Inventory (MHI-5). When responses for all five are considered together, the result is an estimate of the level of psychological distress that youth are experiencing. MHI-5 scores range from five to 30. Scores of 21 or higher are an indication that youth may be experiencing a mental health concern that requires further assessment.

4.1 Psychological Distress

This table shows the percentage of students with high levels of psychological distress during the past 30 days based on an MHI-5 score of 21 or higher.

Table 14: Psychological Distress

	Grade 6		Grade 8		Grade 11	
	County	State	County	State	County	State
Below MHI-5 cutoff	94.9	95.2	92.7	93.3	93.1	93.9
At or above MHI-5 cutoff	5.1	4.8	7.3	6.7	6.9	6.1

Percentages exclude missing answers.

This item was not asked on the 6th grade survey.

The following table contains data on each of the five Mental Health Inventory questions. This series of questions asks about how the student was feeling during the past 30 days. The table reports the percentage of students that indicated "a good bit of the time," "most of the time", or "all of the time."

Table 15: MHI-5 Questions

	Grade 6		Grade 8		Grade 11	
	County	State	County	State	County	State
Been a happy person?	84.9	83.0	79.5	79.1	78.9	81.1
Felt calm and peaceful?	67.9	68.3	65.7	64.3	65.0	65.6
Been a very nervous person?	17.6	19.8	16.1	18.2	17.8	19.6
Felt downhearted and blue?	17.4	17.2	18.4	19.4	18.9	19.1
Felt so down in the dumps that nothing could cheer you up?	12.3	13.0	12.8	13.6	10.6	11.5

Percentages exclude missing answers.

These items were not asked on the 6th grade survey.

4.2 Depression and Suicide Ideation

Suicide is the second leading cause of death among Oregon youth aged 10-24. Depression is the most common underlying cause of suicide. The following table reports the percentage of 8th and 11th grade students that had signs of depression, thoughts about suicide, or actually attempted suicide during the last 12 months.

Table 16: Depression and Suicide Ideation

	Grade 6		Grade 8		Grade 11	
	County	State	County	State	County	State
Did you ever feel so sad or hopeless almost every day for two weeks or more in a row that you stopped doing some usual activities?	16.8	17.7	22.5	22.1	20.6	23.4
Did you ever seriously consider attempting suicide?	0.0	0.0	15.2	13.9	11.2	12.6
Actually attempted suicide?	0.0	0.0	8.5	9.0	6.5	6.6

Percentages exclude missing answers.

Only the first item was asked on the 6th grade survey.

Psychological Distress, Depression and Suicide Deschutes County

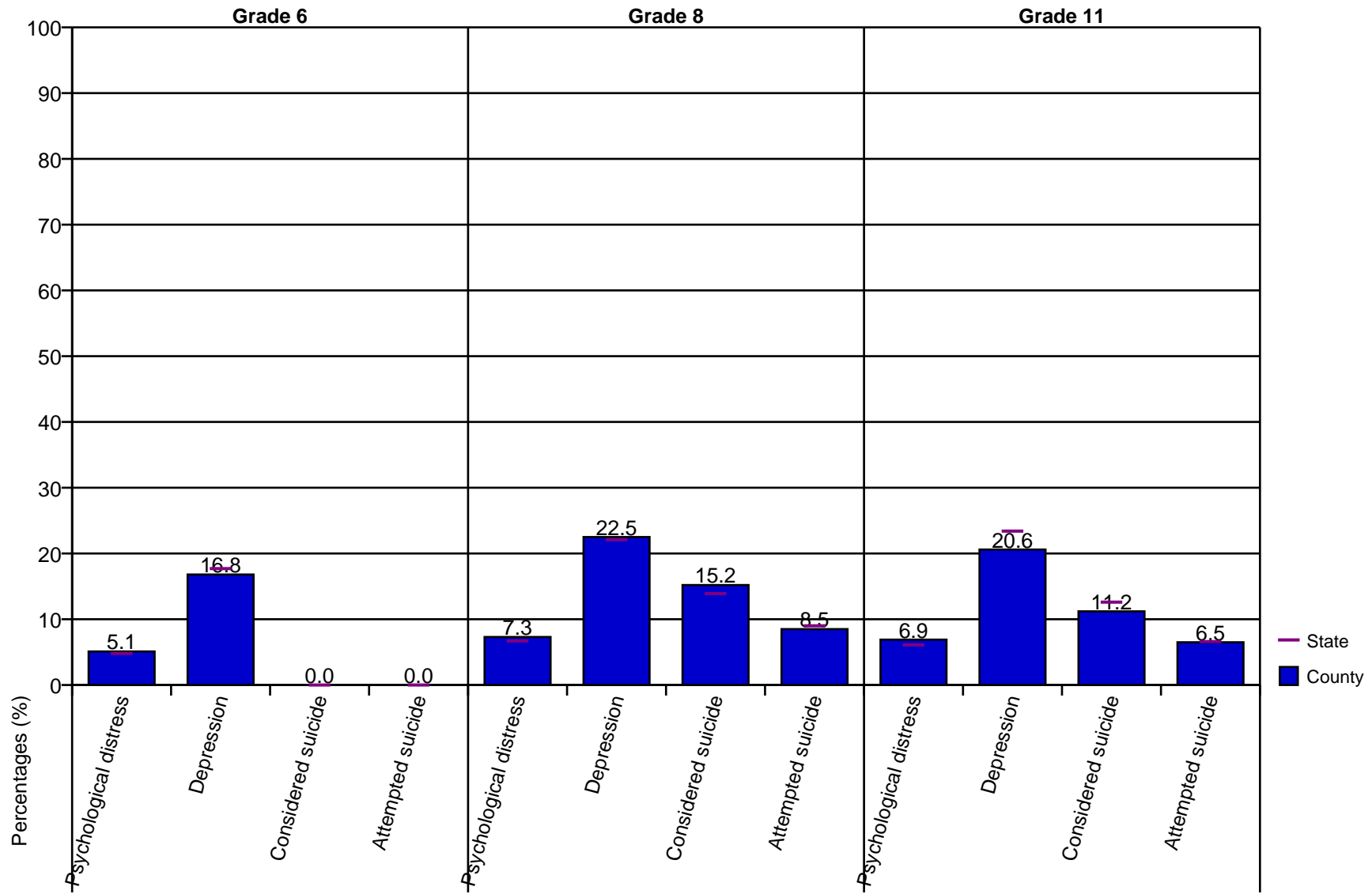


Figure 10: Psychological Distress, Depression and Suicide

5 PROBLEM GAMBLING

Students today are increasingly being exposed to gambling opportunities - on the Internet, in the community, at home and even at church - so it's no surprise that problems associated with gambling are being seen in youth. It's generally not perceived nor treated as risky, yet research shows that youth who gamble are much more likely to engage in other risky behaviors such as drinking, smoking and using drugs and some of them will go on to develop serious gambling problems.

The adolescent brain is developmentally inclined towards risk, minimal consideration of consequences, preference for stimulation and novelty, all of which gambling offers in abundance.

The *Oregon Student Wellness Survey* asks a series of questions that address and measure various gambling activities. Students were asked questions regarding the types of gambling they participated in, their feelings about being involved in gambling and the degree to which parents and teachers have communicated to the students the risks involved in engaging in this particular activity.

Gambling can be addictive, yet most youth and parents treat it as harmless entertainment. The following tables and charts contain data on gambling questions. These percentages are provided by grade level and statewide data are included for comparison purposes. For more information on youth gambling in Oregon, including more data and educational resources, go to www.problemgamblingprevention.org

5.1 Types of Gambling

Gambling involves betting anything of value (money, a watch, soda, etc.) on a game or event. The following table shows the percentage of students that participated in these types of gambling in the last 30 days.

Table 17: Types of Gambling

	Grade 6		Grade 8		Grade 11	
	County	State	County	State	County	State
Playing lottery tickets.	6.0	6.2	9.1	8.8	8.5	10.1
Playing Powerball or Megabucks.	2.7	2.1	3.4	2.7	1.8	2.6
Playing dice or coin flips.	13.6	12.4	16.2	14.8	5.7	8.3
Playing cards (poker, etc.).	13.4	13.2	21.9	18.8	17.4	17.2
Betting on a sports team.	14.5	14.0	17.1	18.2	11.6	14.5
Betting on a horse/dog race.	2.6	1.9	2.5	1.6	1.1	1.4
Betting on games of personal skill (bowling, video games, dares, etc.).	21.0	19.7	26.6	25.4	16.3	18.3
Gambling on the Internet for free or with money.	3.4	2.7	5.5	4.7	4.4	4.7
Gambling at a casino.	0.7	0.7	1.2	0.8	0.6	1.1
Playing Bingo for money.	4.8	6.5	6.5	6.0	2.6	3.8
None.	54.6	57.6	50.3	50.9	58.4	58.2
Other.	9.7	8.8	12.2	12.0	5.6	8.0

Percentages exclude missing answers.

5.2 Risk of Problem Gambling

Most youth don't have large sums of money to spend on gambling, so this measure must be looked at within that context. The fact that youth are spending any money on a potentially addictive behavior is of concern, and some youth spend significant amounts on it. Even those who spend a small amount of money are still "spending" time and attention on gambling at the expense of other activities and responsibilities. By the time they get into college, where problem gambling rates are among the highest and the average college student gets 25 credit card solicitations a year, some youth have developed seemingly innocent gambling habits that will cost them dearly.

The following table shows the amount of money 8th and 11th grade students bet in any form (lottery, card games, bingo, Internet, sports, with friends) in the past three months.

Table 18: Gambling Amounts

	Grade 8		Grade 11	
	County	State	County	State
0	63.7	63.5	72.2	68.1
\$1-\$10	21.7	22.9	16.5	18.7
\$11-\$50	7.8	8.1	7.3	7.9
Over \$50	6.7	5.6	4.0	5.4

Percentages exclude missing answers.

This item was not asked on the 6th grade survey.

The next table shows the percentage of 8th and 11th grade students that reported the following signs of problem gambling in the last 12 months. The last two questions (lied about/bet more) are based on a valid and reliable problem gambling screening instrument which has been used for many years; saying yes to either of these is highly correlated to a potential gambling problem and indicates a need for further assessment by a trained counselor.

Table 19: Signs of Problem Gambling

	Grade 8		Grade 11	
	County	State	County	State
Felt bad about the amount you bet, or about what happens when you bet money	4.1	4.2	2.4	2.9
Felt that you would like to stop betting money but didn't think you could	2.6	2.7	2.2	1.8
Lied to anyone about betting/gambling	5.9	5.9	2.7	3.5
Bet/gambled more than you wanted to	6.4	6.4	5.5	5.5

Percentages exclude missing answers.

These items were not asked on the 6th grade survey.

5.3 Communication about the Risks of Gambling

Table 20: Communication About the Risks of Gambling

	Grade 6		Grade 8		Grade 11	
	County	State	County	State	County	State
Parents have talked to you about the risks of betting/gambling	60.6	58.3	46.2	46.5	34.2	36.4
Teachers have talked to you about the risks of betting/gambling	29.0	32.3	26.0	30.7	20.4	23.2

Percentages exclude missing answers.

These items were not asked on the 6th grade survey.

Gambling - Grade 6 Deschutes County

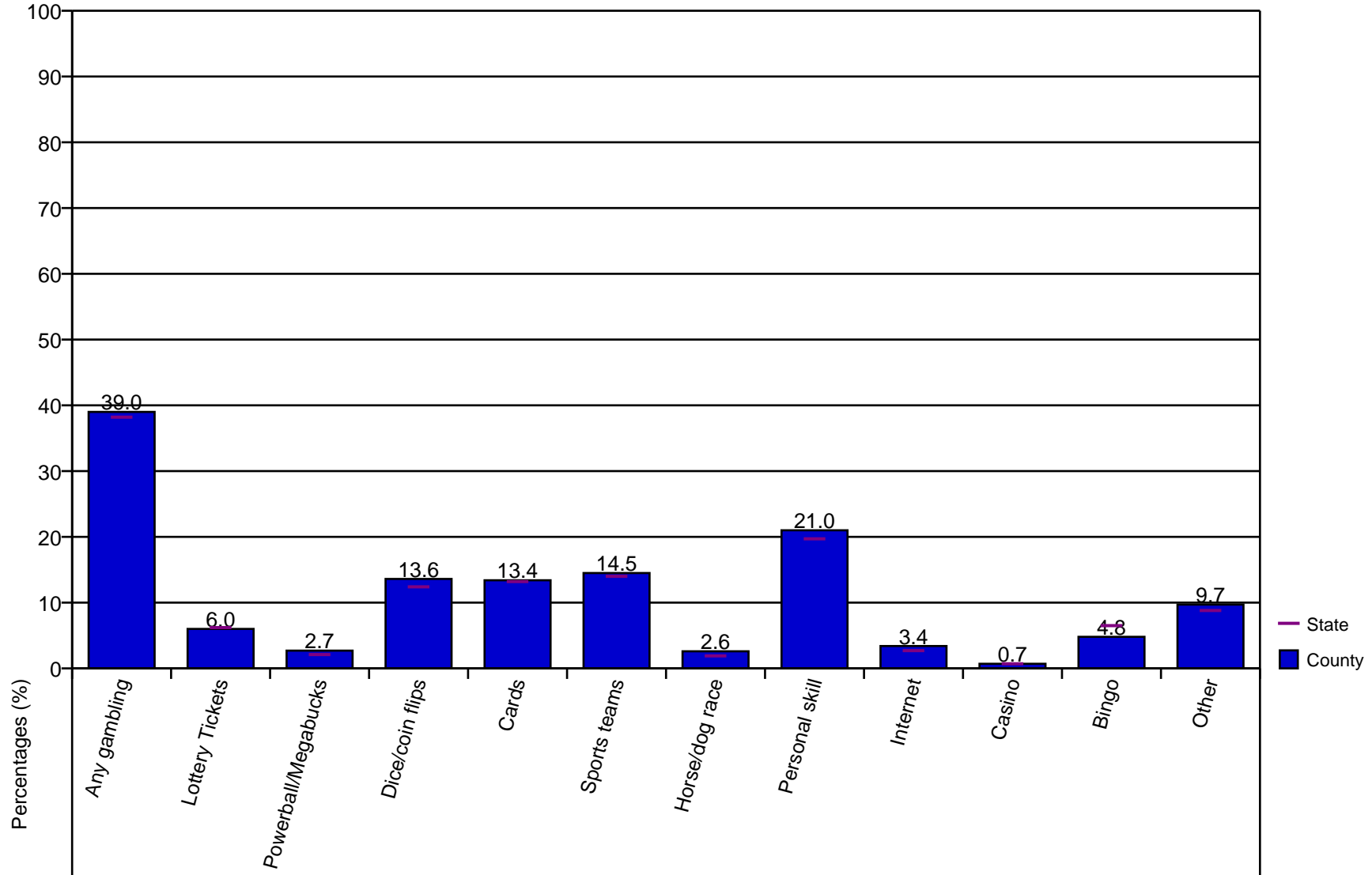


Figure 11: Gambling - Grade 6

Gambling - Grade 8 Deschutes County

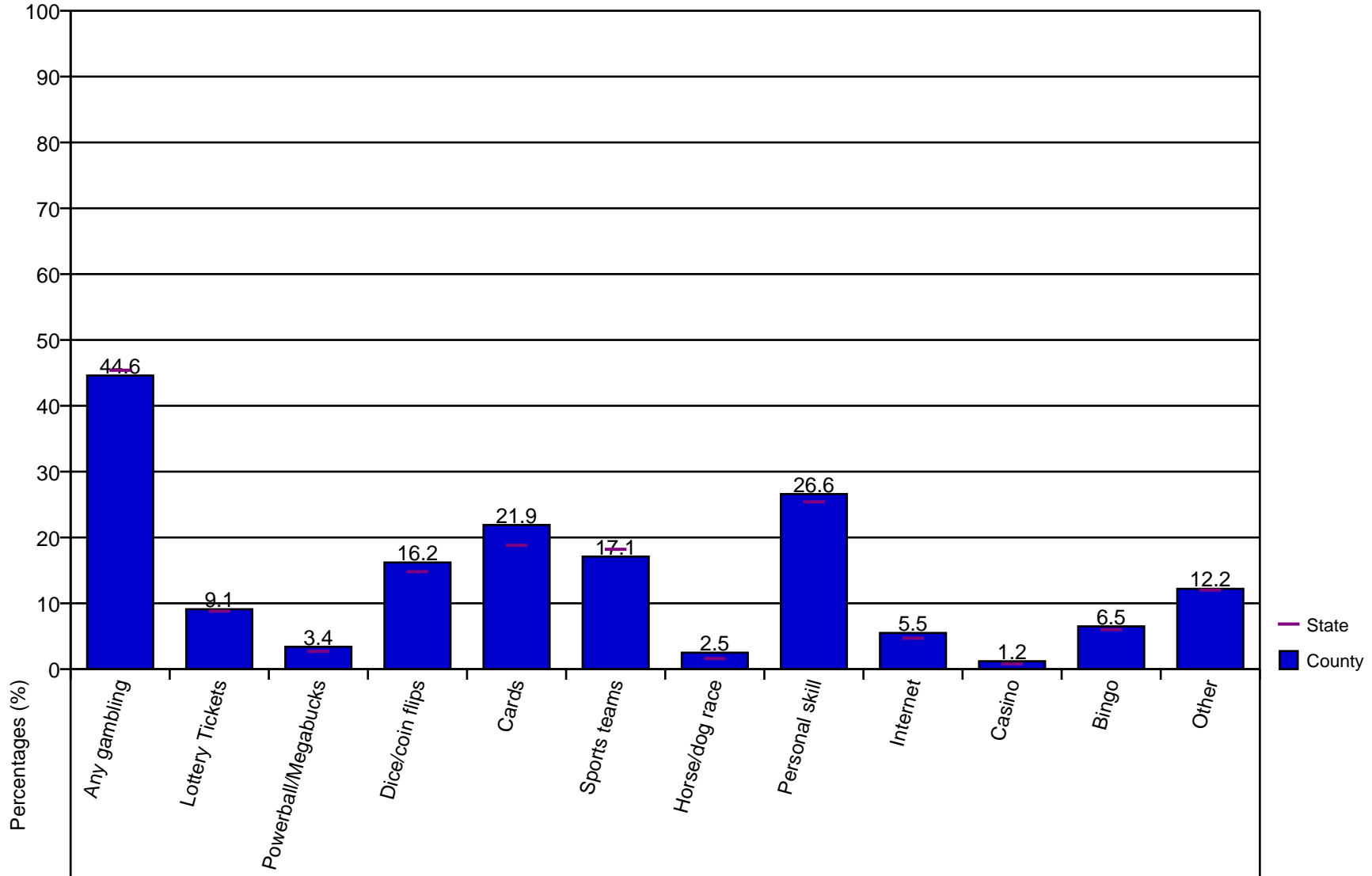


Figure 12: Gambling - Grade 8

Gambling - Grade 11 Deschutes County

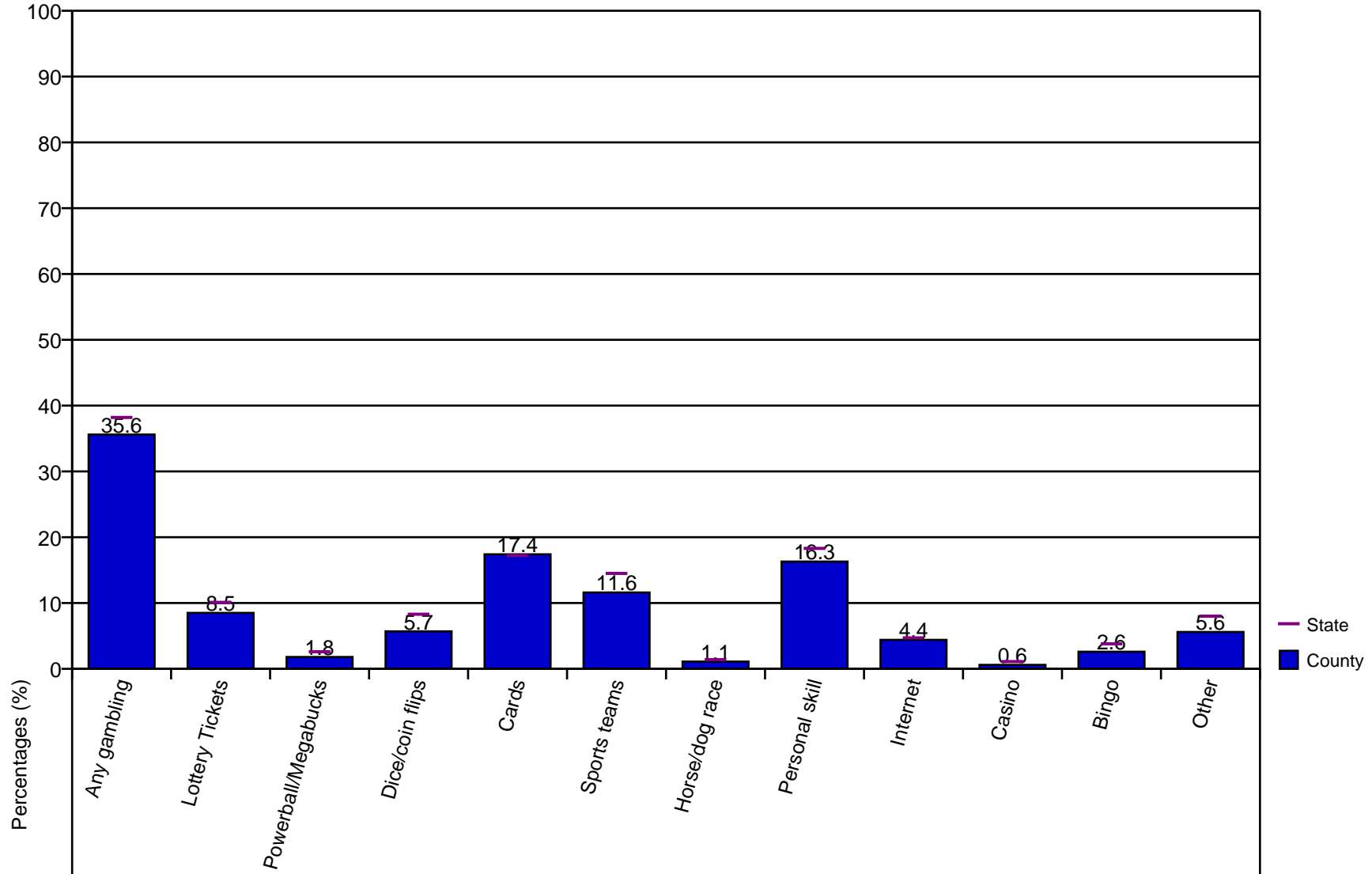


Figure 13: Gambling - Grade 11

Amount of Money Bet

Deschutes County

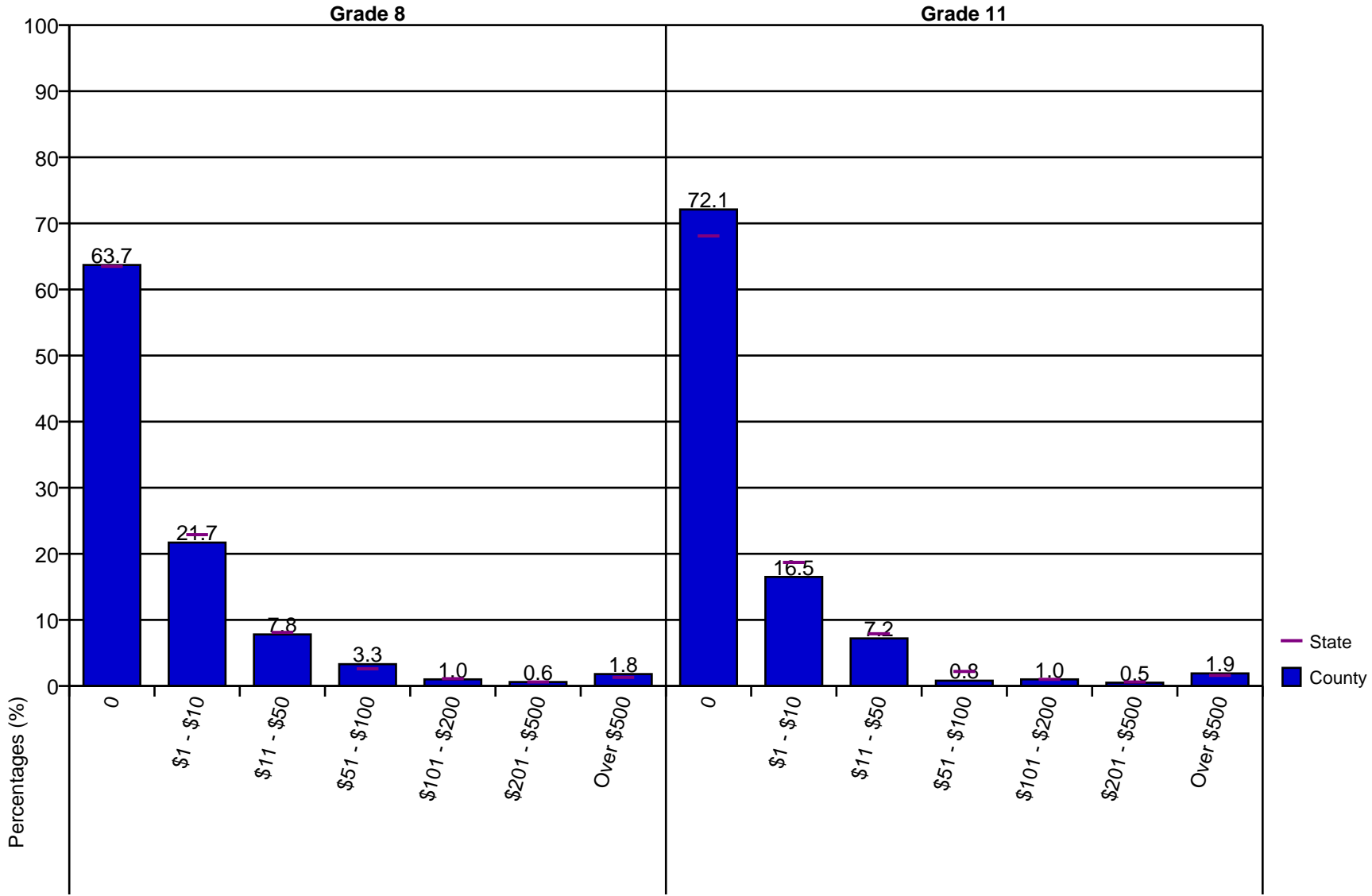


Figure 14: Amount of Money Bet

Signs of Problem Gambling Deschutes County

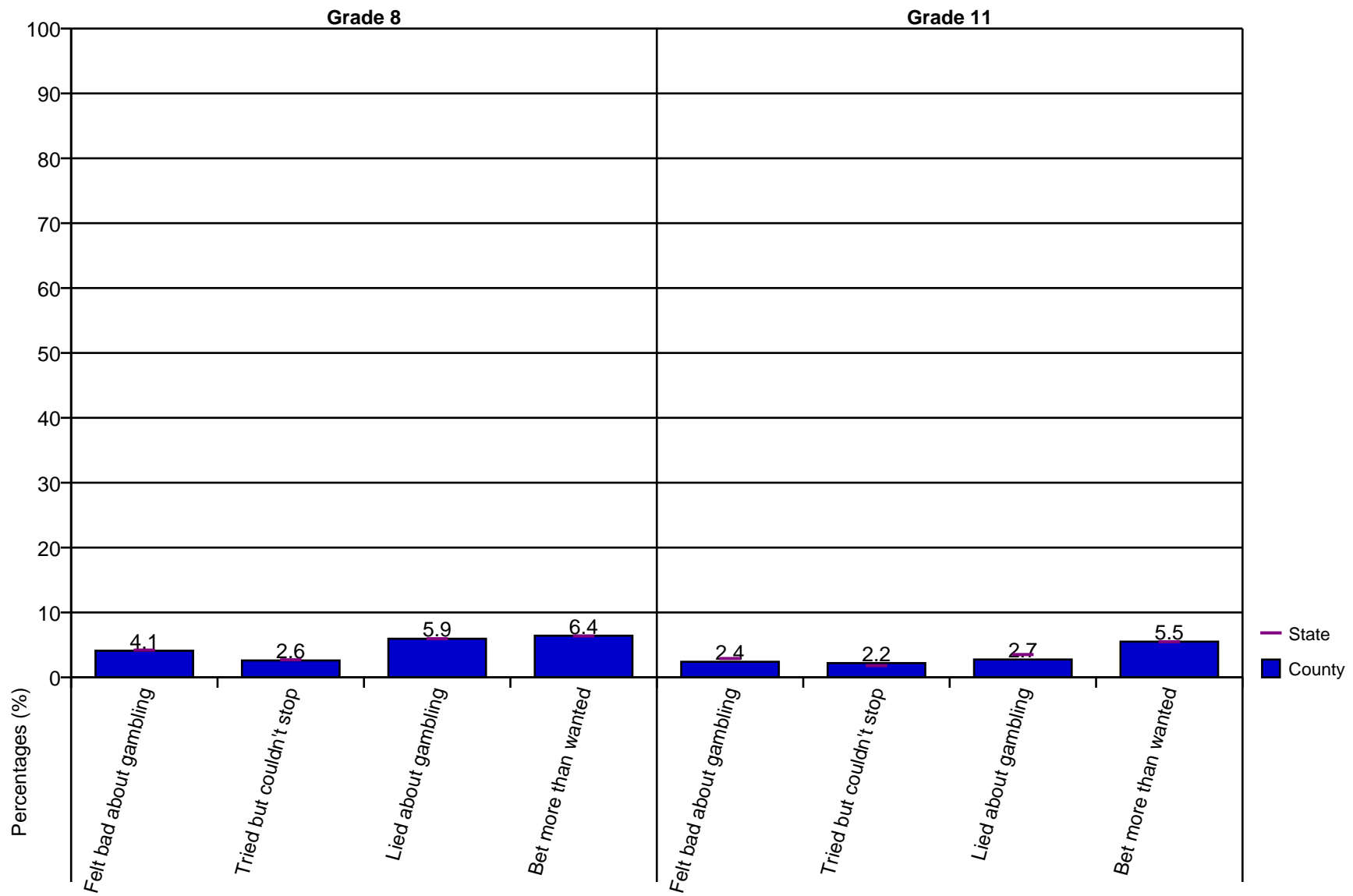


Figure 15: Signs of Problem Gambling

6 SUBSTANCE USE

Smoking is the number one preventable cause of disease and death in this country. Most adult smokers start smoking before the age of 18. Of the 20 adolescents in Oregon who begin smoking each day, one-third will die prematurely from tobacco-related diseases.

Alcohol is the country's most widely used legal drug and, despite the fact that it is illegal to purchase alcohol under 21 years of age, its use is widespread in teens. The brain goes through dynamic change during adolescence, and alcohol can seriously damage long- and short-term growth processes. The American Medical Association warns that damage from alcohol at this time can be irreversible.

Marijuana is the country's most widely used illicit drug. Nationally, nearly half of all high school seniors report some use of marijuana in their lifetime. Recent studies by the Substance Abuse and Mental Health Services Administration show weekly or more frequent use of marijuana doubles a teen's risk of depression and anxiety and can cause other mental illness.

During the elementary school years, most children express anti-drug, anti-crime and pro-social attitudes and have difficulty imagining why people use drugs. However, in middle school, as more youth are exposed to others who use cigarettes, alcohol or other drugs, their attitudes often shift toward greater acceptance of these behaviors.

6.1 Abstinence from Substance Use

The following table shows the percent of students that indicated in their lifetime, they "never have" ...

Table 21: Abstinence from Substance Use

	Grade 6		Grade 8		Grade 11	
	County	State	County	State	County	State
Smoked a whole cigarette	96.1	95.8	84.2	84.6	70.3	72.1
Used tobacco products other than cigarettes, such as snuff, chewing tobacco, and smoking tobacco from a pipe	97.7	97.4	88.9	90.6	72.9	77.8
Had more than a sip or two of alcohol	83.6	85.0	58.5	62.6	33.5	39.0
Tried marijuana	96.2	96.7	79.4	80.3	56.2	58.3

Percentages exclude missing answers.

6.2 Substance Use in the Past 30 Days

The table below provides the percentage of students that used one or more times in the past 30 days.

Table 22: Substance Use in the Past 30 Days

	Grade 6		Grade 8		Grade 11	
	County	State	County	State	County	State
Smoked cigarettes	2.8	2.7	8.8	8.2	12.5	14.3
Used other tobacco products	1.4	1.6	5.2	5.0	13.3	12.4
Had at least one drink of alcohol	6.8	8.1	24.1	22.5	41.6	36.3
Had 5 or more drinks of alcohol in a row, that is, within a couple of hours	2.2	2.0	8.5	8.9	25.3	21.0
Used marijuana	2.0	2.2	13.2	12.2	25.0	23.7
Sniffed glue, breathed the contents of aerosol spray cans, or any paints or sprays to get high	6.2	6.5	5.2	5.9	2.2	2.3
Used prescription drugs (without a doctor's orders) to get high	0.0	0.0	4.9	3.9	6.0	6.6
Used illicit drugs other than marijuana (includes any use of cocaine, ecstasy, heroin, hallucinogens or methamphetamines)	0.0	0.0	3.6	3.3	3.3	5.1

Percentages exclude missing answers.

Alcohol, Tobacco and Other Drug Use - Grade 6 Deschutes County

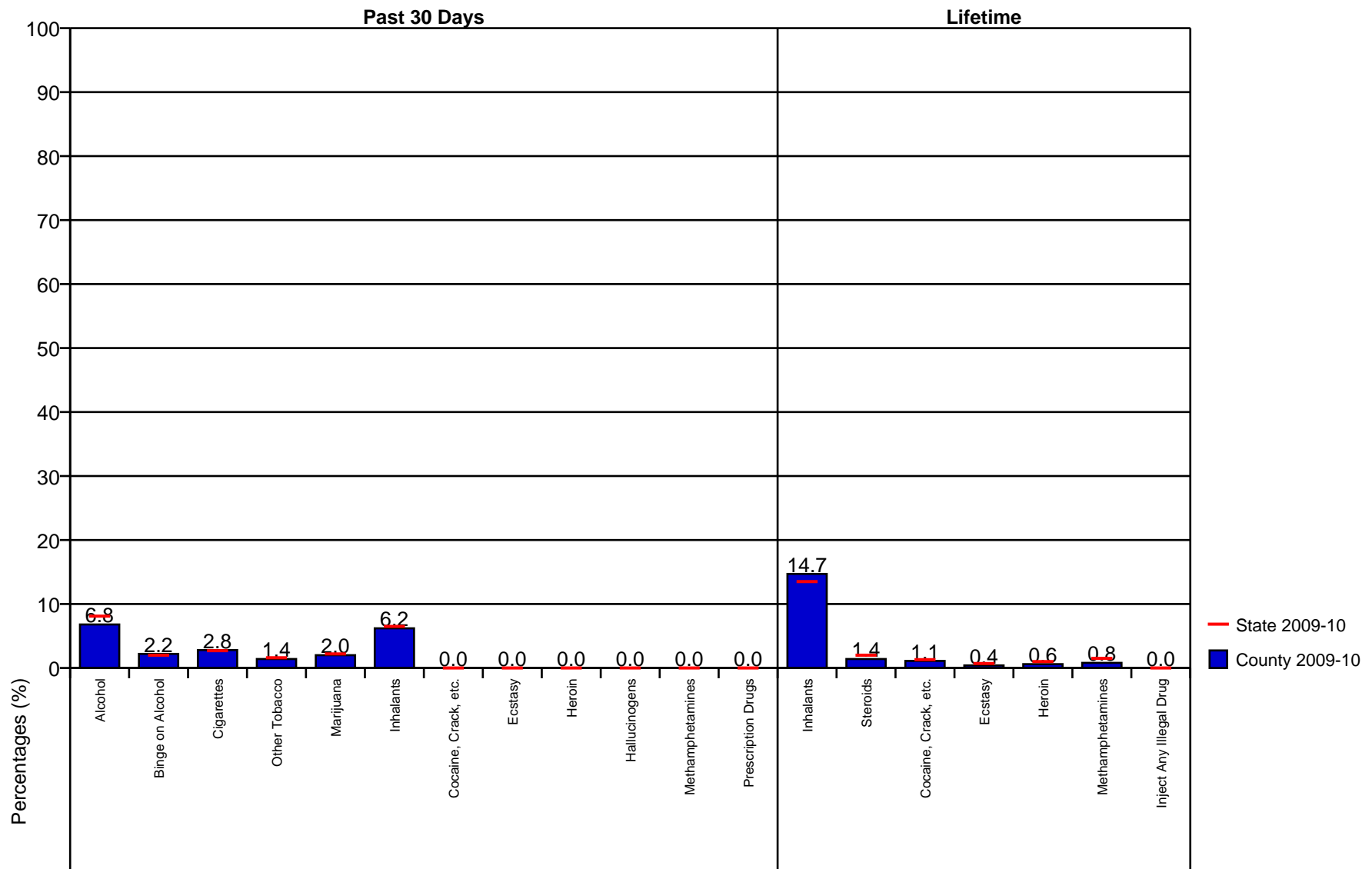


Figure 16: Alcohol, Tobacco and Other Drug Use - Grade 6

Alcohol, Tobacco and Other Drug Use - Grade 8 Deschutes County

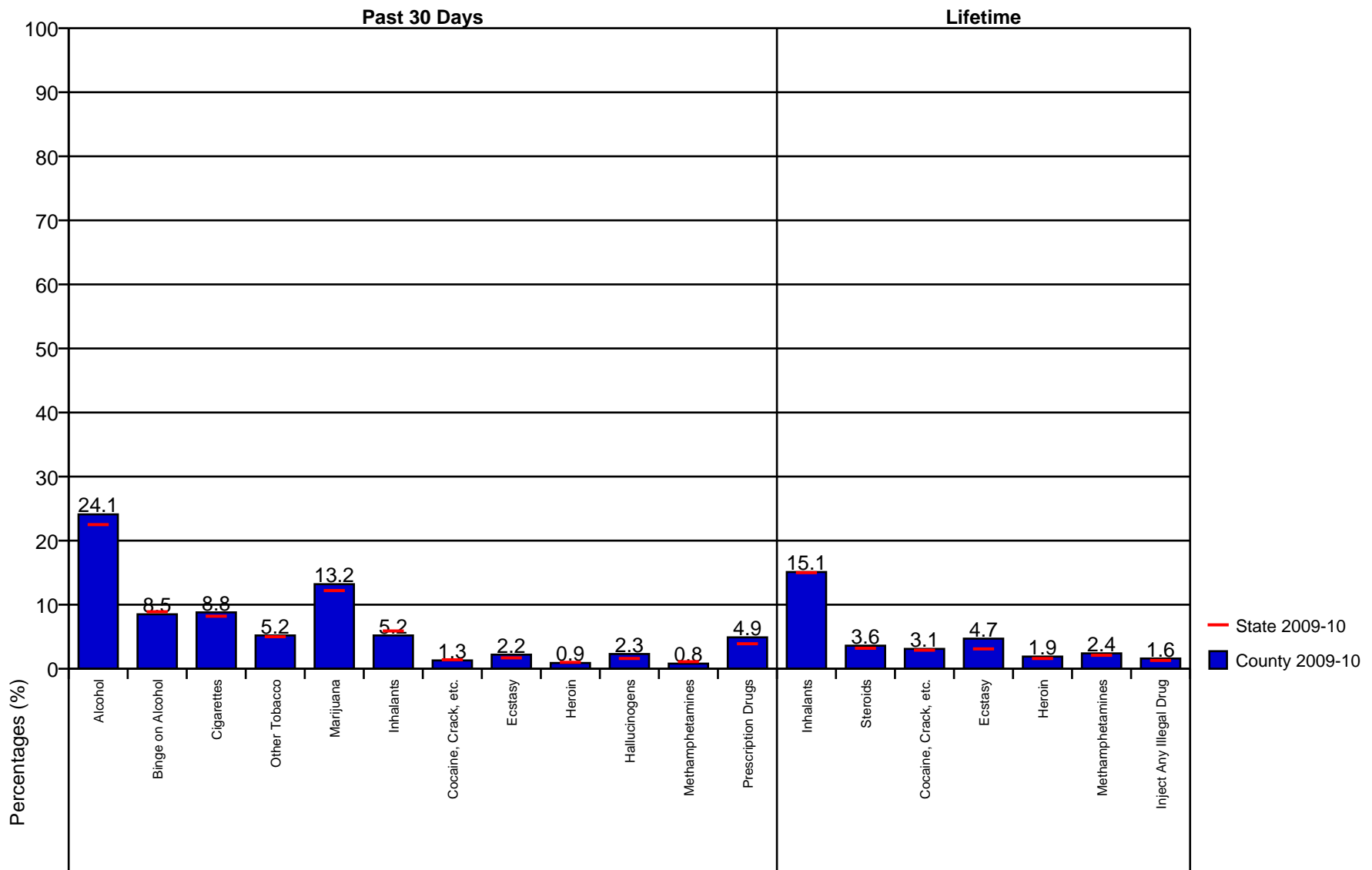


Figure 17: Alcohol, Tobacco and Other Drug Use - Grade 8

Alcohol, Tobacco and Other Drug Use - Grade 11 Deschutes County

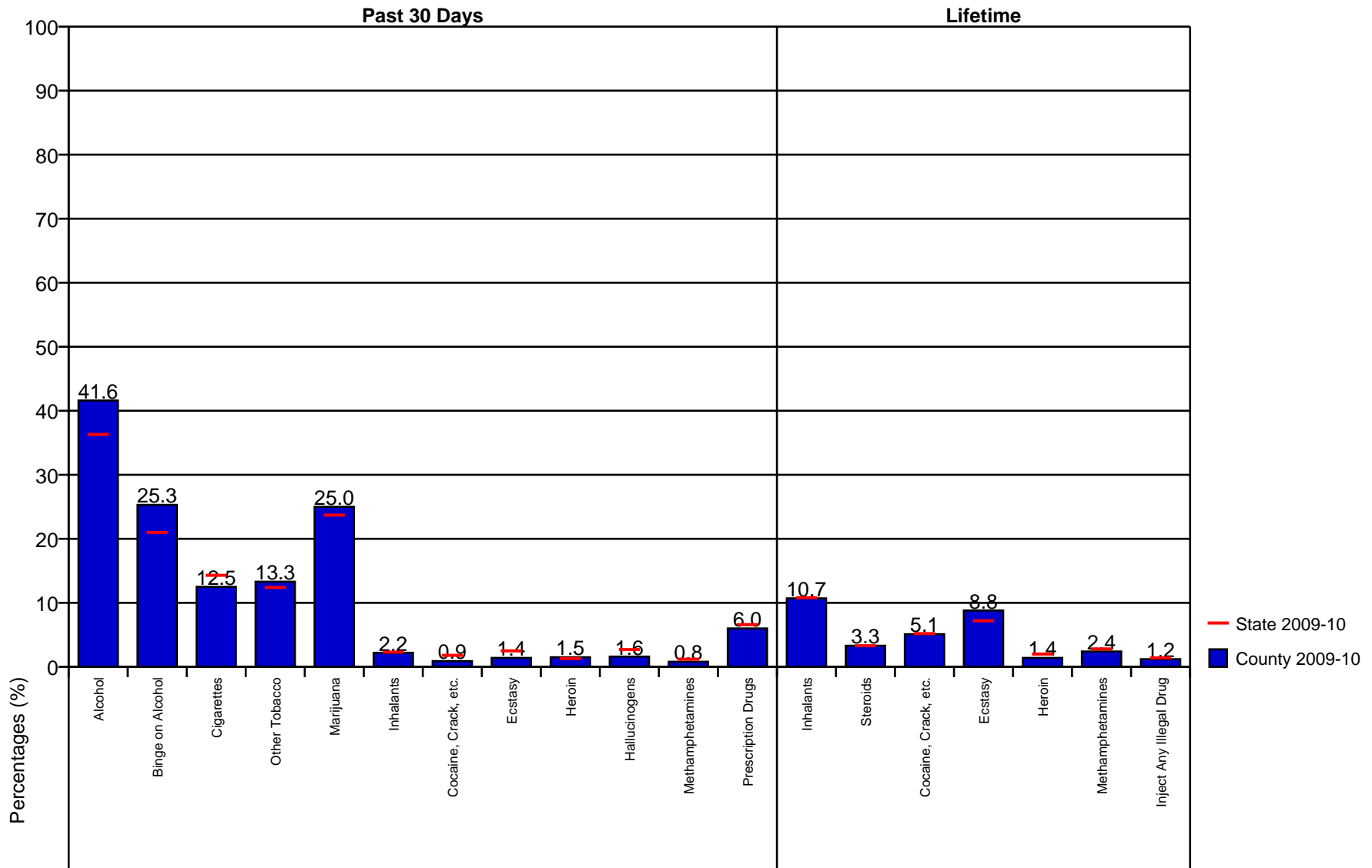


Figure 18: Alcohol, Tobacco and Other Drug Use - Grade 11

6.3 Average Age of First Use

Onset of drug use prior to the age of 15 is associated with a much greater risk of developing dependency. The earlier the onset of any substance use, the greater the involvement in other drug use and the greater the frequency of use. Later age of onset of substance use has been shown to predict lower drug involvement and a greater probability of discontinuation of use.

Among students that have ever used, the table below shows the average age (in years) when they first...

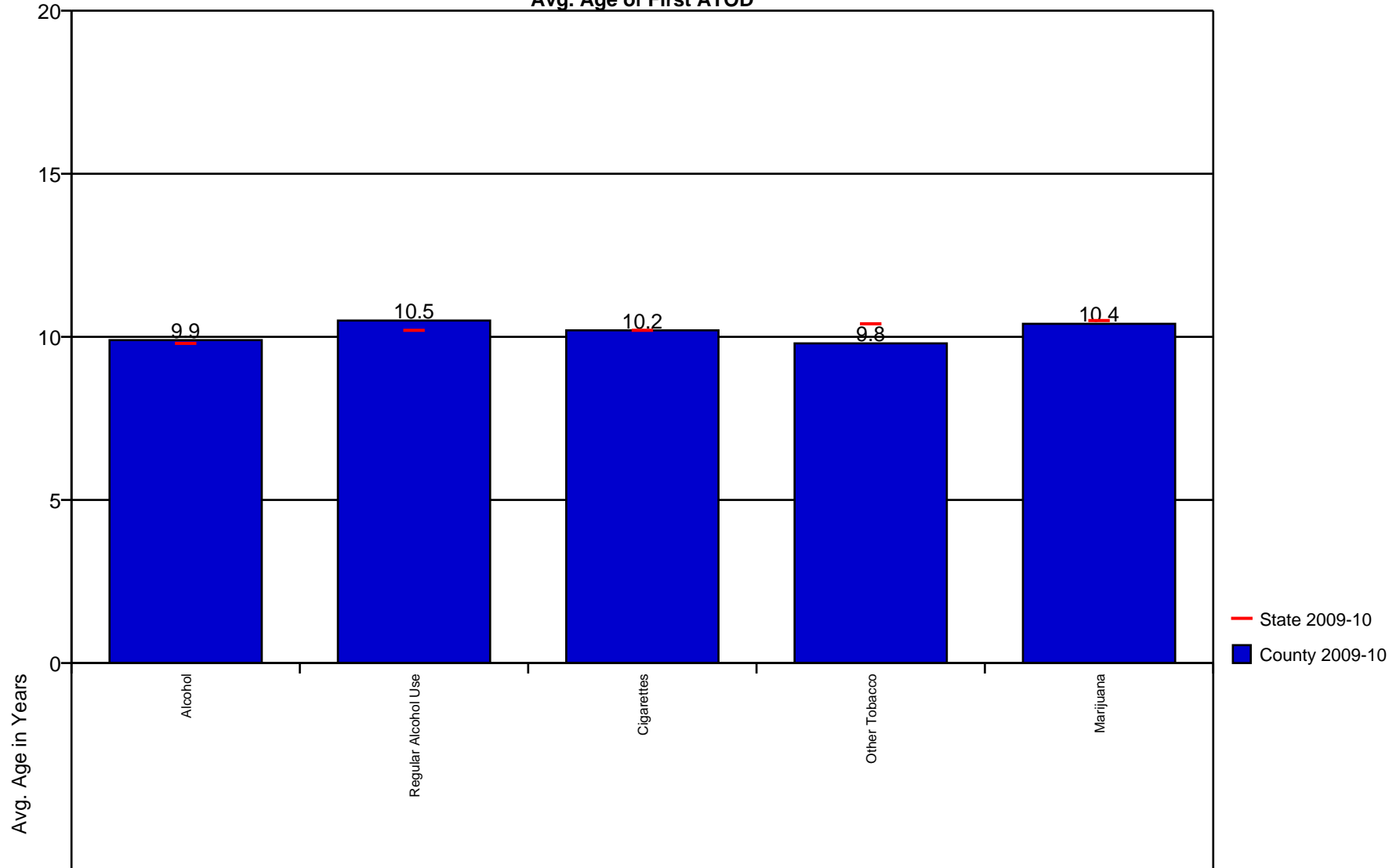
Table 23: Average Age of First Use

	Grade 6		Grade 8		Grade 11	
	County	State	County	State	County	State
Smoked a whole cigarette	10.2	10.2	11.8	11.6	13.6	13.7
Used tobacco products other than cigarettes, such as snuff, chewing tobacco, and smoking tobacco from a pipe	9.8	10.4	12.0	11.8	14.3	14.3
Had more than a sip or two of alcohol	9.9	9.8	11.7	11.6	13.9	13.9
First began drinking alcoholic beverages regularly, that is, at least once or twice a month?	10.5	10.2	12.0	12.0	14.3	14.4
Tried marijuana	10.4	10.5	12.0	12.1	14.1	14.2

Percentages exclude missing answers.

Age of First Use - Grade 6
Deschutes County

Avg. Age of First ATOD

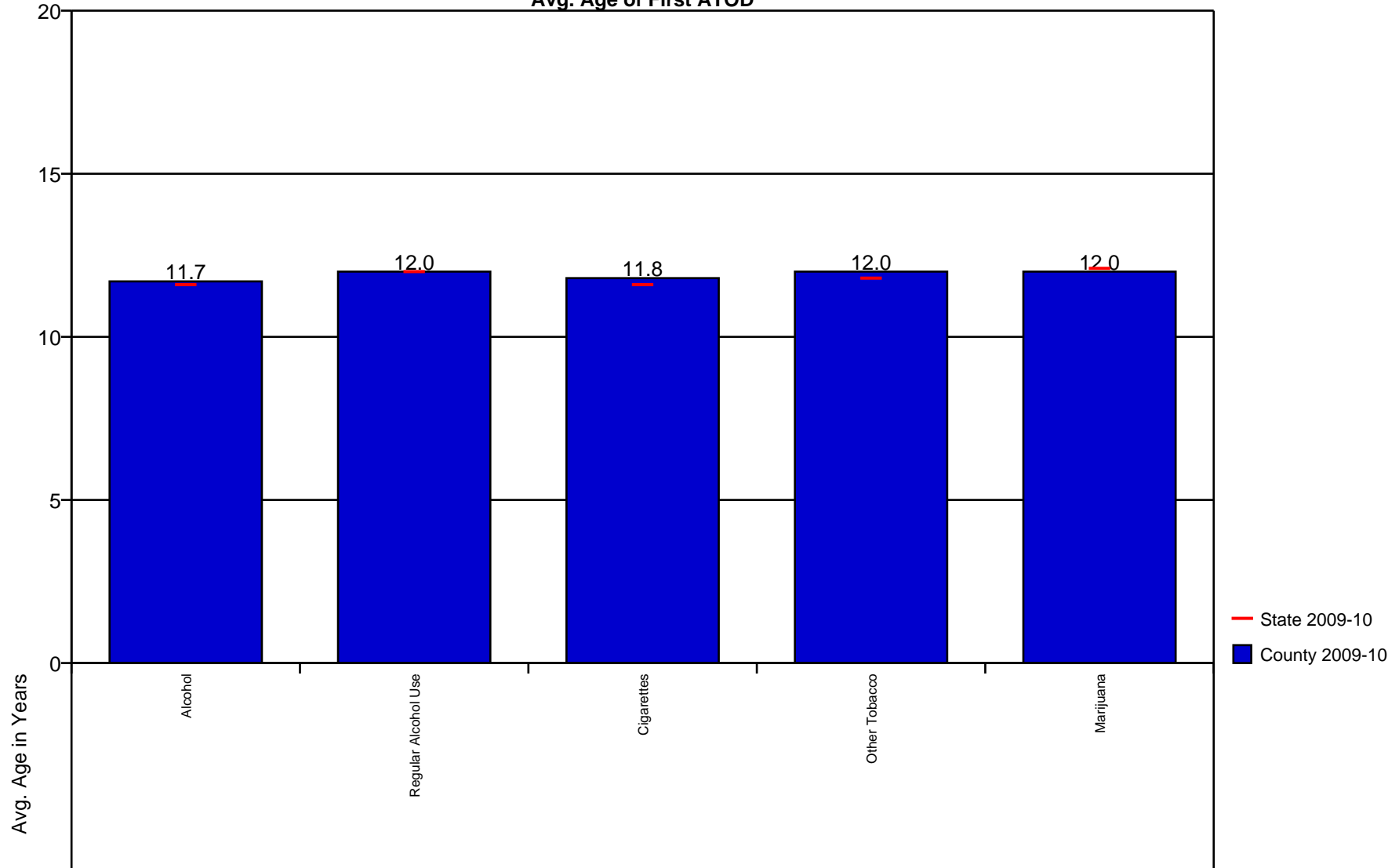


ATOD - Alcohol, Tobacco and Other Drug Use

Figure 19: Age of First Use - Grade 6

Age of First Use - Grade 8
Deschutes County

Avg. Age of First ATOD



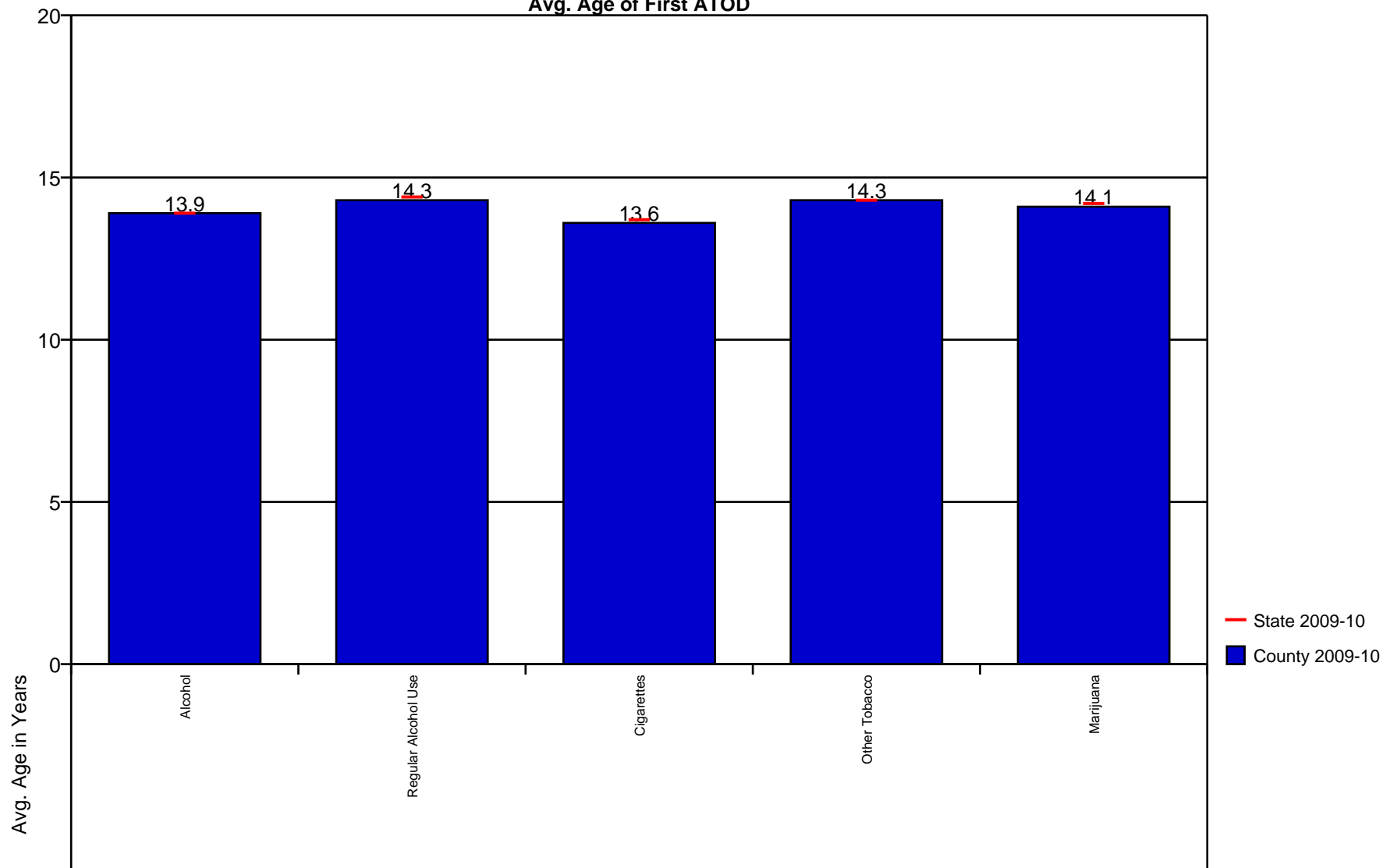
ATOD - Alcohol, Tobacco and Other Drug Use

Figure 20: Age of First Use - Grade 8

Age of First Use - Grade 11

Deschutes County

Avg. Age of First ATOD



ATOD - Alcohol, Tobacco and Other Drug Use

Figure 21: Age of First Use - Grade 11

6.4 Factors Associated with Initiation of Substance Use

This section reports on a variety of factors associated with initiation of substance use. Easy availability, attitudes about use, perceptions about the risk of harm from use and communication about substance use all influence whether young people choose to use tobacco, alcohol or other drugs.

6.5 Availability

Adolescents that report easy availability of cigarettes, alcohol, marijuana, and other illegal drugs are more likely to use these substances. Research has shown that legal restrictions on alcohol and tobacco use, such as raising the legal drinking age, restricting smoking in public, and increased taxation have been followed by decreases in consumption.

The table below shows the percentage of students that said it would be "easy" or "very easy" for the student to get...

Table 24: Availability

	Grade 6		Grade 8		Grade 11	
	County	State	County	State	County	State
Cigarettes	19.1	16.6	36.2	38.4	65.4	66.3
Beer, wine, or liquor	20.7	18.1	48.5	47.1	73.8	72.3
Marijuana	9.5	7.3	36.2	35.9	67.2	66.4
A drug like cocaine, LSD, or amphetamines	3.2	3.0	10.2	10.1	21.9	23.6

Percentages exclude missing answers.

6.6 Parental Attitude toward Substance Use

In families where parents are heavy users of alcohol, use illegal drugs or are tolerant of children's use, adolescents are more likely to engage in substance use. The risk is further increased if parents involve children in their own using behavior such as asking the child to light the parent's cigarette or get the parent a beer from the refrigerator.

The *Student Wellness Survey* asks students about how their parents would feel if the student used alcohol, cigarettes or marijuana. The table below reports the percentage of students that said their parents feel it would be "wrong" or "very wrong" for youth to...

Table 25: Parental Attitude toward Substance Use

	Grade 6		Grade 8		Grade 11	
	County	State	County	State	County	State
Smoke cigarettes	99.0	98.7	97.2	96.6	94.2	92.4
Drink beer, wine or liquor regularly	96.9	96.7	88.2	90.3	75.1	79.4
Smoke marijuana	98.9	98.7	93.8	94.1	87.7	88.2

Percentages exclude missing answers.

6.7 Student Attitude toward Substance Use

Youth who express positive attitudes toward substance use are more likely to engage in a variety of problem behaviors including substance use.

The following table shows the percentage of students that think it is "wrong" or "very wrong" for someone their age to...

Table 26: Student Attitude toward Substance Use

	Grade 6		Grade 8		Grade 11	
	County	State	County	State	County	State
Smoke one or more packs of cigarettes a day	99.1	98.0	92.4	93.2	89.3	88.5
Have one or two drinks of an alcoholic beverage nearly every day	96.1	95.3	82.9	84.7	79.3	79.7
Try marijuana once or twice	96.3	95.9	73.7	76.6	53.5	56.4
Use marijuana once a month or more	97.1	95.9	78.9	80.2	61.1	62.3

Percentages exclude missing answers.

6.8 Perceived Risk of Harm

Students who do not perceive cigarette, alcohol or marijuana use to be risky are far more likely to engage in use.

The following table reports the percentage of students that think there is "moderate risk" or "great risk" of harming themselves (physically or in other ways) if they...

Table 27: Perceived Risk of Harm

	Grade 6		Grade 8		Grade 11	
	County	State	County	State	County	State
Smoke one or more packs of cigarettes a day	89.6	86.8	87.0	85.8	86.0	85.1
Take one or two drinks of an alcoholic beverage (beer, wine, liquor) nearly every day	73.1	70.7	61.5	64.4	66.8	64.9
Have five or more drinks of an alcoholic beverage once or twice a week	79.6	78.3	74.4	75.8	75.9	76.2
Try marijuana once or twice	75.5	74.3	53.8	53.9	34.4	35.0
Smoke marijuana once or twice a week	88.0	85.1	75.5	74.2	61.7	60.1

Percentages exclude missing answers.

6.9 Communication about Substance Use

The table below shows the percentage of students that recall communication about substance use during the past 12 months.

Table 28: Communication about Substance Use

	Grade 6		Grade 8		Grade 11	
	County	State	County	State	County	State
Talked with at least one of your parents about the dangers of tobacco, alcohol, or drug use	68.8	66.2	63.9	64.9	65.4	64.8
Had a special class about drugs or alcohol in school	60.0	51.6	66.3	57.2	36.8	45.5
Recall hearing, reading, or watching an advertisement about prevention of substance abuse	54.3	47.7	71.7	67.1	80.4	76.8

Percentages exclude missing answers.

7 DRUG FREE COMMUNITIES CORE MEASURES

The Drug-Free Communities (DFC) Support Program, administered by the Center for Substance Abuse Prevention, requests specific data which are typically referred to as the Core Measures. Grantees are required to report on three drug categories: tobacco, alcohol and marijuana. A number of Oregon DFCs focus on other substances, so this report also includes 30-day use data for binge drinking, prescription drugs, methamphetamines, and any illicit drugs other than marijuana.

Data in the tables that follow are provided by grade level. For each drug, and at each grade level, the percentage of students who responded positively to the question and the number of students who responded to the question are reported. For Average Age of Onset, the average age of first use in years and the number of students using is reported. The possible responses to this question range from 10 or under to 17 or older. The table shows the average age of onset of use by those students who answered the question with a response other than "never used."

7.1 30 Day Use

Table 29: 30 Day Use

	Grade 6		Grade 8		Grade 11	
	N	Pct	N	Pct	N	Pct
Had at least one drink of alcohol	1,186	6.8	1,185	24.1	865	41.6
Had 5 or more drinks of alcohol in a row, that is, within a couple of hours	1,184	2.2	1,187	8.5	866	25.3
Smoked cigarettes	1,184	2.8	1,184	8.8	870	12.5
Used marijuana	1,175	2.0	1,184	13.2	863	25.0
Used prescription drugs (without a doctor's orders) to get high	0	0.0	1,184	4.9	868	6.0
Used methamphetamines (also called speed, crystal, crank or ice)	0	0.0	1,182	0.8	864	0.8
Used illicit drugs other than marijuana (includes any use of cocaine, ecstasy, heroin, hallucinogens or methamphetamines)	0	0.0	1,188	3.6	868	3.3

7.2 Perception of Moderate or Great Risk

Table 30: Perception of Moderate or Great Risk

	Grade 6		Grade 8		Grade 11	
	N	Pct	N	Pct	N	Pct
Take one or two drinks of an alcoholic beverage (beer, wine, liquor) nearly every day	1,089	73.1	1,119	61.5	820	66.8
Smoke one or more packs of cigarettes a day	1,073	89.6	1,113	87.0	810	86.0
Smoke marijuana once or twice a week	1,074	87.9	1,114	75.4	819	61.8

Percentages exclude missing answers.

7.3 Parents Feel It Would Be Wrong or Very Wrong

Table 31: Parents Feel It Would Be Wrong or Very Wrong

	Grade 6		Grade 8		Grade 11	
	N	Pct	N	Pct	N	Pct
Drink beer, wine or liquor regularly	1,104	96.9	1,125	88.2	819	75.1
Smoke cigarettes	1,105	99.0	1,123	97.2	822	94.2
Smoke marijuana	1,100	98.9	1,113	93.8	817	87.6

Percentages exclude missing answers.

7.4 Average Age (in years) of Onset

Table 32: Average Age (in years) of Onset

	Grade 6		Grade 8		Grade 11	
	N	Age	N	Age	N	Age
Had more than a sip or two of alcohol	1,176	9.9	1,194	11.7	874	13.9
Smoked a whole cigarette	1,165	10.2	1,190	11.8	866	13.6
Tried marijuana	1,168	10.4	1,193	12.0	866	14.1

Percentages exclude missing answers.

8 RISK AND PROTECTIVE FACTORS

Risk and protective factor-focused prevention is based on a simple premise: to prevent a problem from happening, identify the factors that increase the risk of that problem developing and then find ways to reduce the risks. The Social Development Research Group at the University of Washington defined a set of risk factors for drug abuse. They include characteristics of school, community, and family environments as well as characteristics of students and their peer groups that are associated with increased likelihood of drug use, delinquency, and violent behaviors among youth.

The research team also found that some children exposed to multiple risk factors manage to avoid behavior problems later, even though they were exposed to the same risks as children who exhibited behavior problems. Protective factors exert a positive influence or buffer against the negative influence of risk, thus reducing the likelihood that adolescents will engage in problem behaviors. Protective factors include social bonding to family, school, community and peers, and healthy beliefs and clear standards for behavior (Hawkins, Catalano & Miller, 1992; Hawkins, Arthur & Catalano, 1995; Brewer, Hawkins, Catalano & Neckerman, 1995).

The premise of the risk and protective factor approach is to promote positive youth development and prevent problem behaviors by addressing the factors associated with the problem. By measuring risk and protective factors in a population, specific risk factors that are elevated and widespread can be identified and targeted by preventive interventions that also promote related protective factors.

The *Oregon Student Wellness Survey* collects data on an essential set of risk and protective factors. The tables that follow give the percentage of students whose factor scores exceed a national norm for each factor. The bars of the graphs indicate the percentage of students whose calculated factor scores exceed the national norm for the particular factor. The percentage figures for the state as a whole are indicated on the graph by the red line for each factor. The lime green dashed line indicates the percentage based on the seven state national normed database. In the tables and charts that follow, if, for example, the percentage for a risk factor was 45.3 that would mean that 45.3 percent of the students had a factor score that was above the cutoff for that particular factor. Ideally, risk factors would have low percentages and protective factors would have high percentages.

8.1 Community Factors

Table 33: Community Factors

	Grade 6		Grade 8		Grade 11	
	County	State	County	State	County	State
Transitions and mobility (risk)	71.7	51.6	52.2	42.1	49.2	41.9
Laws and norms favorable to drug use (risk)	32.1	34.1	27.3	28.3	35.5	32.7
Perceived availability of drugs (risk)	27.6	24.0	33.1	32.8	37.8	37.2

8.2 Family Factors

Table 34: Family Factors

	Grade 6		Grade 8		Grade 11	
	County	State	County	State	County	State
Poor family management (risk)	38.7	40.9	41.0	44.0	38.9	37.5
Parental attitudes toward substance use (risk)	14.3	13.2	35.9	33.3	57.6	52.8
Parental attitudes toward antisocial behavior (risk)	47.4	44.3	64.4	60.2	60.0	59.3

8.3 School Factors

Table 35: School Factors

	Grade 6		Grade 8		Grade 11	
	County	State	County	State	County	State
Academic failure (risk)	39.7	42.4	47.5	45.2	35.7	42.5
Low commitment to school (risk)	39.4	38.8	40.9	38.2	38.2	42.2
School opportunities for prosocial involvement (protective)	68.3	63.9	68.3	66.4	70.8	68.7
School rewards for prosocial involvement (protective)	52.4	56.2	57.3	57.2	55.8	54.0

8.4 Peer / Individual Factors

Table 36: Peer / Individual Factors

	Grade 6		Grade 8		Grade 11	
	County	State	County	State	County	State
Perceived risks of substance use (risk)	29.0	32.6	49.7	49.8	48.3	51.1
Friends' use of drugs (risk)	22.4	20.8	35.4	35.1	33.3	31.7
Friends' delinquent behavior (risk)	34.3	38.1	56.3	54.4	55.1	53.9
Peer rewards for antisocial behavior (risk)	31.3	28.4	43.4	43.0	37.3	35.2
Attitudes toward antisocial behavior (risk)	52.8	51.0	40.7	39.2	45.7	41.1
Early initiation of drug use (risk)	19.5	17.8	27.5	26.0	28.0	25.3

Risk Factors - Grade 6 Deschutes County

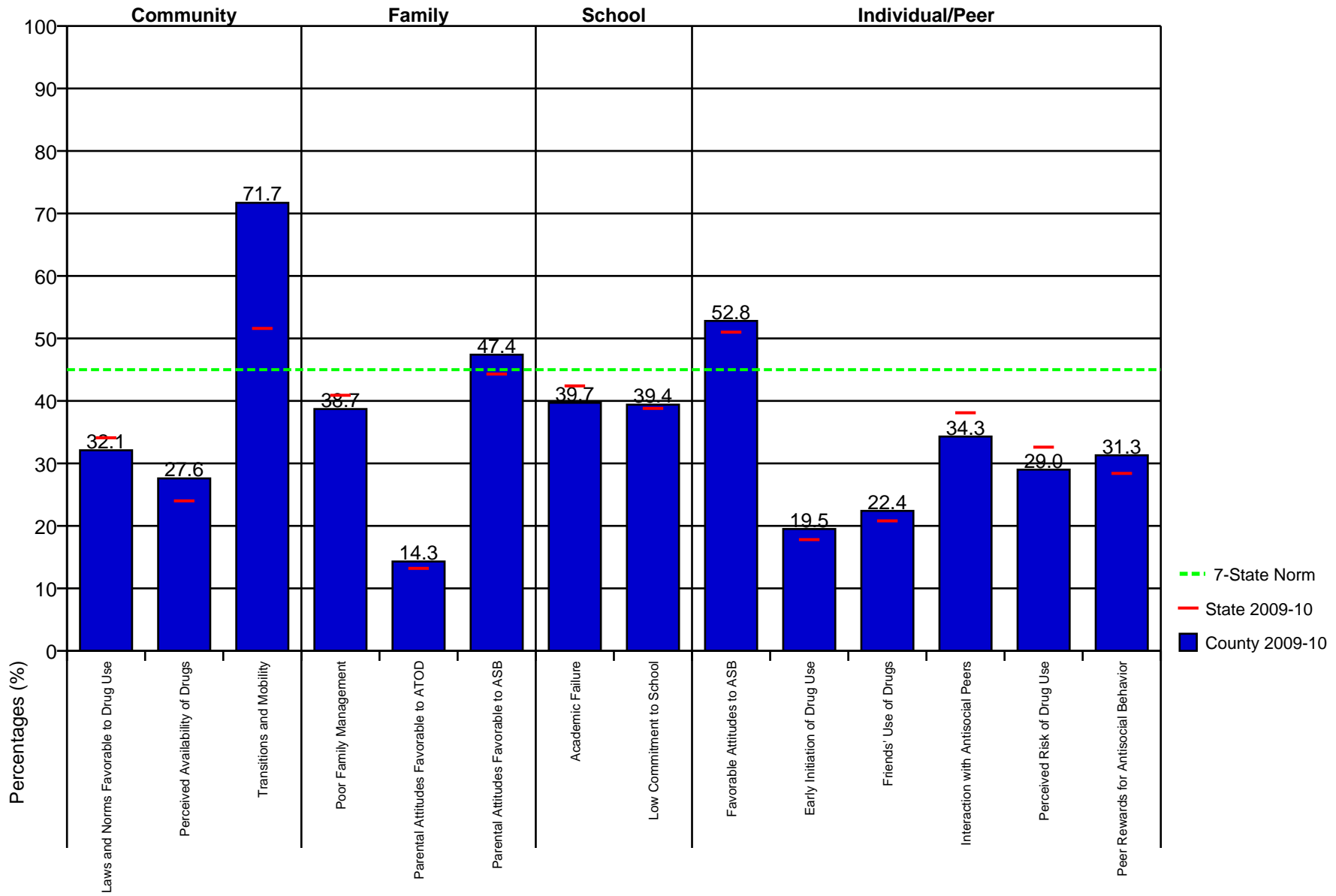


Figure 22: Risk Factors - Grade 6

Risk Factors - Grade 8
Deschutes County

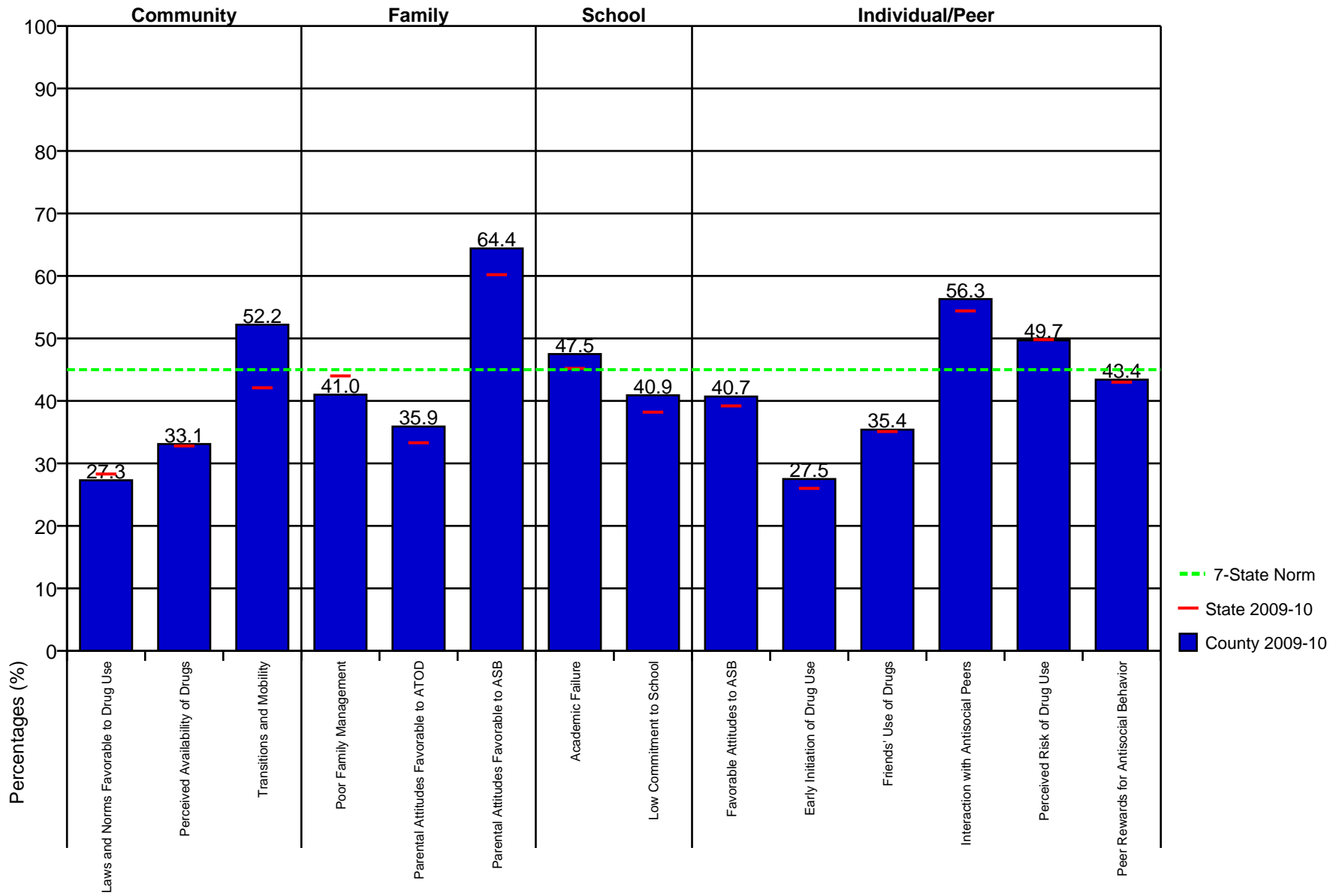


Figure 23: Risk Factors - Grade 8

Risk Factors - Grade 11 Deschutes County

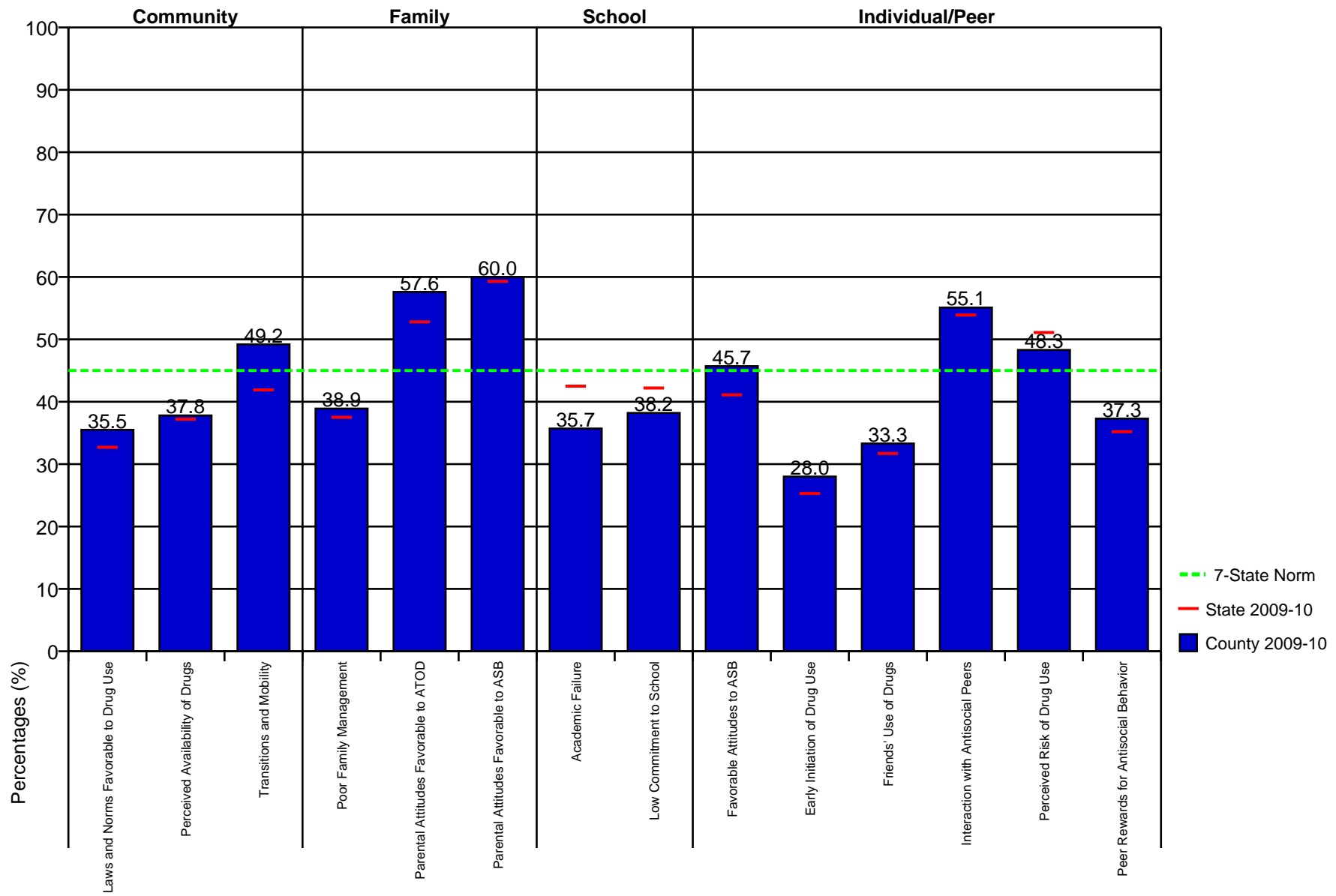


Figure 24: Risk Factors - Grade 11

Protective Factors - Grade 6

Deschutes County

School

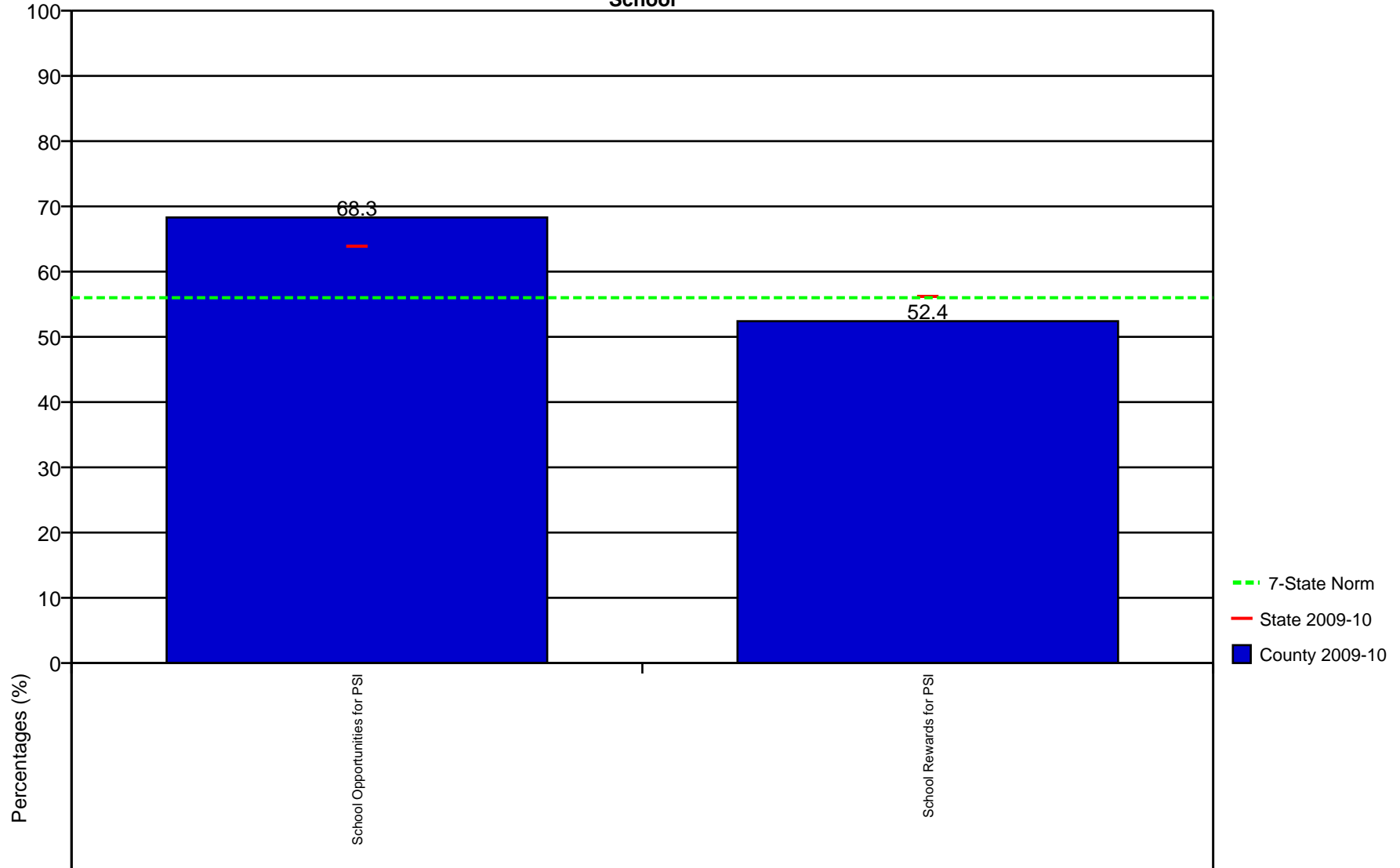


Figure 25: Protective Factors - Grade 6

Protective Factors - Grade 8
Deschutes County

School

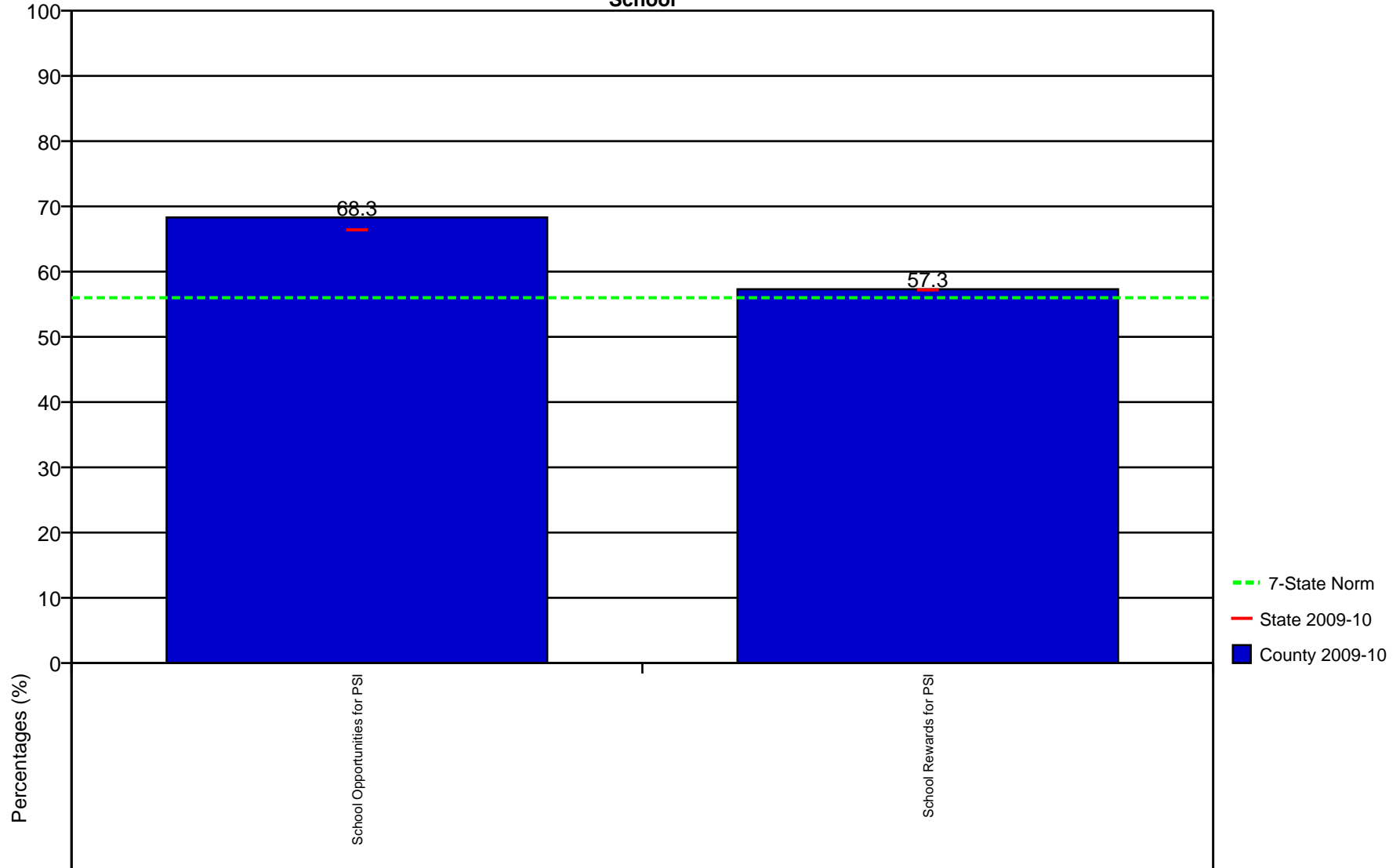


Figure 26: Protective Factors - Grade 8

Protective Factors - Grade 11
Deschutes County

School

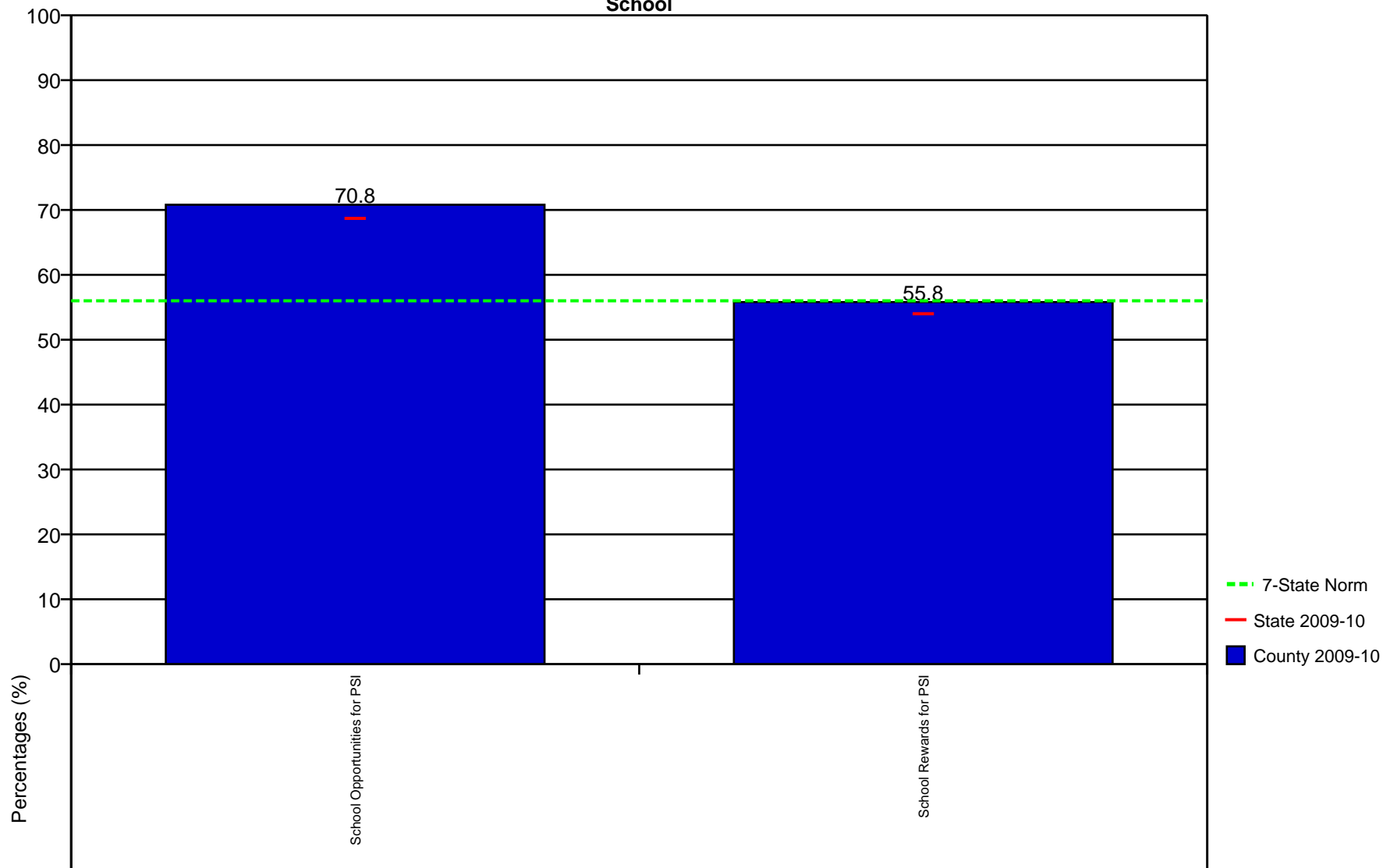


Figure 27: Protective Factors - Grade 11

A FREQUENCY DISTRIBUTION TABLES

This section contains frequency distribution tables for all of the questions found on the 2010 Oregon Student Wellness Survey. Two versions of the survey were used, one for 6th grade and another for 8th and 11th grades. The 6th grade survey consisted of a subset of the questions found on the 8th/11th grade version. In order to provide results that spanned all grade levels in a single report, the data for questions that did not appear on the 6th grade version were coded as missing.

A.1 Frequency Distribution Tables

A.1.1 Demographics

Table 37: How old are you?

	Grade 6		Grade 8		Grade 11	
	County	State	County	State	County	State
10 or younger	0.1	0.1				
11 years old	29.4	33.4				
12 years old	66.9	63.6	0.2	0.2		
13 years old	3.6	2.8	28.4	32.0		
14 years old		0.0	67.0	64.7		
15 years old			4.4	3.0		0.2
16 years old				0.1	33.5	33.4
17 years old					64.6	63.3
18 years old					1.9	2.9
19 years old or older						0.2
N of Valid	1,192	17,450	1,206	19,417	887	15,668
N of Miss	4	44	2	48	0	9

Table 38: What is your sex?

	Grade 6		Grade 8		Grade 11	
	County	State	County	State	County	State
Female	50.3	50.5	48.3	50.4	46.9	49.8
Male	49.7	49.5	51.7	49.6	53.1	50.2
N of Valid	1,192	17,392	1,204	19,367	885	15,625
N of Miss	3	102	4	98	2	51

Table 39: In what grade are you?

	Grade 6		Grade 8		Grade 11	
	County	State	County	State	County	State
5th						
6th	100.0	100.0				
7th						
8th			100.0	100.0		
9th						
10th						
11th					100.0	100.0
12th						
N of Valid	1,195	17,495	1,209	19,465	887	15,676
N of Miss	0	0	0	0	0	0

Table 40: What is your race?

	Grade 6		Grade 8		Grade 11	
	County	State	County	State	County	State
American Indian or Alaska Native	5.8	6.6	4.5	4.6	2.4	3.1
Asian	2.1	4.8	2.3	4.6	1.6	7.3
Black or African American	1.9	4.5	3.2	4.8	2.0	4.7
Native or Other Pacific Islander	2.6	4.4	3.0	3.9	1.6	3.1
White	87.7	79.7	87.0	82.1	92.4	81.8
N of Valid	1,073	14,852	1,109	16,764	833	13,792
N of Miss	123	2,644	99	2,701	54	1,885

Table 41: Are you Hispanic or Latino?

	Grade 6		Grade 8		Grade 11	
	County	State	County	State	County	State
Yes	14.7	23.3	15.6	21.1	8.8	17.6
No	85.3	76.7	84.4	78.9	91.2	82.4
N of Valid	1,115	16,404	1,181	18,921	868	15,412
N of Miss	80	1,091	28	544	19	264

Table 42: What is the language you use most often at home?

	Grade 6		Grade 8		Grade 11	
	County	State	County	State	County	State
English	93.3	85.4	92.8	87.9	95.6	87.5
Spanish	5.9	11.6	5.9	9.0	3.1	7.5
Another language	0.8	3.0	1.3	3.1	1.4	5.0
N of Valid	1,180	17,230	1,193	19,164	884	15,513
N of Miss	15	264	15	301	2	163

A.1.2 Transitions and Mobility

Table 43: Have you changed homes in the past year?

	Grade 6		Grade 8		Grade 11	
	County	State	County	State	County	State
Yes	37.3	29.7	31.9	26.3	25.3	20.8
No	62.7	70.3	68.1	73.7	74.7	79.2
N of Valid	1,099	16,038	1,127	18,081	793	14,790
N of Miss	97	1,458	81	1,383	95	886

Table 44: Have you changed schools (including changing from elementary to middle or middle to high school) in the past year?

	Grade 6		Grade 8		Grade 11	
	County	State	County	State	County	State
Yes	79.6	59.0	19.6	18.5	14.1	12.5
No	20.4	41.0	80.4	81.5	85.9	87.5
N of Valid	1,104	15,988	1,130	18,049	795	14,784
N of Miss	91	1,506	78	1,416	92	892

Table 45: How many times have you changed homes since kindergarten?

	Grade 6		Grade 8		Grade 11	
	County	State	County	State	County	State
Never	24.8	36.3	20.6	29.7	21.6	27.5
1 or 2 times	37.3	33.7	31.8	33.5	30.3	33.6
3 or 4 times	19.2	16.8	22.3	18.7	23.1	19.1
5 or 6 times	9.5	6.4	12.1	8.8	12.0	9.5
7 or more times	9.2	6.9	13.2	9.3	12.9	10.3
N of Valid	1,090	15,910	1,124	17,994	791	14,735
N of Miss	106	1,584	85	1,471	96	940

Table 46: How many times have you changed schools (including changing from elementary to middle or middle to high school) since kindergarten?

	Grade 6		Grade 8		Grade 11	
	County	State	County	State	County	State
Never	16.0	30.0	13.1	20.5	15.2	21.3
1 or 2 times	43.9	42.7	38.2	43.0	32.8	31.5
3 or 4 times	28.0	17.7	32.5	23.2	27.8	28.9
5 or 6 times	7.7	5.6	9.2	7.7	15.8	11.2
7 or more times	4.5	4.0	7.0	5.6	8.4	7.0
N of Valid	1,076	15,610	1,088	17,581	772	14,474
N of Miss	119	1,886	120	1,885	115	1,201

A.2 School Climate

A.2.1 Academic Performance

Table 47: Are your school grades better than the grades of most students in your class?

	Grade 6		Grade 8		Grade 11	
	County	State	County	State	County	State
NO!	4.9	5.1	5.5	6.6	4.0	5.2
no	32.4	32.4	35.5	32.8	27.1	31.1
yes	49.1	49.2	46.3	46.6	55.1	47.8
YES!	13.7	13.3	12.7	14.1	13.9	15.9
N of Valid	1,171	17,048	1,195	19,185	879	15,536
N of Miss	25	447	14	280	8	139

Table 48: Putting them all together, what were your grades like last year?

	Grade 6		Grade 8		Grade 11	
	County	State	County	State	County	State
Mostly F's	1.5	2.0	3.8	3.6	1.5	2.2
Mostly D's	2.0	3.6	6.0	6.1	2.7	4.8
Mostly C's	11.1	15.1	19.4	19.1	18.2	22.2
Mostly B's	35.6	37.2	32.7	31.9	39.5	36.8
Mostly A's	49.8	42.0	38.0	39.4	38.1	33.9
N of Valid	1,141	16,849	1,191	19,053	880	15,490
N of Miss	53	647	18	411	7	186

A.2.2 School Commitment

Table 49: During the LAST FOUR WEEKS how many whole days have you missed because you skipped or "cut"?

	Grade 6		Grade 8		Grade 11	
	County	State	County	State	County	State
None	89.8	90.5	83.7	82.8	69.8	71.5
1	5.0	4.6	7.0	6.8	10.0	10.0
2	1.6	1.6	4.3	3.9	6.5	6.1
3	1.9	1.3	1.7	2.5	4.8	4.3
4 to 5	0.4	1.1	1.7	2.0	4.6	4.1
6 to 10	0.9	0.4	0.4	0.9	1.8	2.2
11 or more	0.5	0.5	1.1	1.1	2.6	1.8
N of Valid	1,127	16,446	1,144	18,397	821	14,936
N of Miss	68	1,049	64	1,068	66	742

Table 50: How important do you think the things you are learning in school are going to be for your later life?

	Grade 6		Grade 8		Grade 11	
	County	State	County	State	County	State
Very important	60.7	61.6	37.9	42.2	30.5	28.7
Quite important	23.9	23.6	27.9	28.1	28.3	28.4
Fairly important	11.0	9.5	20.9	18.1	23.9	25.4
Slightly important	2.8	3.4	10.7	8.7	13.2	13.8
Not at all important	1.5	1.8	2.6	2.9	4.2	3.7
N of Valid	1,124	16,400	1,140	18,349	817	14,938
N of Miss	70	1,094	68	1,117	70	738

Table 51: How interesting are most of your courses to you?

	Grade 6		Grade 8		Grade 11	
	County	State	County	State	County	State
Very interesting and stimulating	18.5	22.2	10.5	11.6	11.1	10.7
Quite interesting	33.8	35.6	22.3	26.6	30.1	27.4
Fairly interesting	27.2	24.2	34.9	32.7	32.8	35.1
Slightly boring	13.1	10.6	18.5	16.6	16.8	17.0
Very boring	7.4	7.5	13.9	12.6	9.2	9.9
N of Valid	1,095	16,028	1,138	18,255	817	14,906
N of Miss	100	1,467	70	1,209	71	770

Table 52: How often do you feel that the school work you are assigned is meaningful and important?

	Grade 6		Grade 8		Grade 11	
	County	State	County	State	County	State
Never	5.5	6.2	7.0	8.4	8.6	9.2
Seldom	8.1	7.0	16.8	14.8	25.2	23.6
Sometimes	23.1	23.9	39.3	35.4	34.4	38.8
Often	34.1	32.3	24.3	27.5	24.6	21.1
Almost always	29.2	30.5	12.5	14.0	7.2	7.2
N of Valid	960	14,582	1,068	17,123	765	14,073
N of Miss	237	2,914	141	2,342	122	1,603

Table 53: Now, thinking back over the past year in school, how often did you enjoy being in school?

	Grade 6		Grade 8		Grade 11	
	County	State	County	State	County	State
Never	6.6	7.2	6.9	8.6	7.7	8.2
Seldom	10.4	8.9	14.7	12.9	16.0	17.3
Sometimes	23.2	24.4	30.9	30.9	31.9	34.7
Often	33.7	31.6	31.9	30.9	33.3	29.7
Almost always	26.2	27.9	15.6	16.8	11.2	10.1
N of Valid	1,110	16,221	1,130	18,175	815	14,868
N of Miss	85	1,273	78	1,290	71	809

Table 54: Now, thinking back over the past year in school, how often did you hate being in school?

	Grade 6		Grade 8		Grade 11	
	County	State	County	State	County	State
Never	21.0	22.6	11.8	11.9	7.2	7.1
Seldom	30.6	29.9	28.0	28.4	29.8	24.6
Sometimes	25.7	26.3	31.0	30.2	32.9	34.3
Often	13.4	11.9	18.5	18.2	20.7	22.8
Almost always	9.2	9.3	10.8	11.2	9.4	11.1
N of Valid	1,103	16,092	1,130	18,158	811	14,854
N of Miss	92	1,403	79	1,307	75	822

Table 55: Now, thinking back over the past year in school, how often did you try to do your best work in school?

	Grade 6		Grade 8		Grade 11	
	County	State	County	State	County	State
Never	2.3	2.6	2.4	3.0	2.7	2.6
Seldom	2.6	2.6	5.1	5.6	5.4	6.9
Sometimes	8.4	9.3	16.1	17.3	22.4	24.0
Often	24.1	24.1	32.3	31.0	34.7	33.7
Almost always	62.6	61.4	44.1	43.1	34.7	32.8
N of Valid	1,120	16,180	1,134	18,196	812	14,841
N of Miss	76	1,314	74	1,270	76	834

A.2.3 Opportunities for Prosocial Involvement in School

Table 56: I have lots of chances to be part of class discussions or activities.

	Grade 6		Grade 8		Grade 11	
	County	State	County	State	County	State
NO!	3.7	4.7	4.0	4.8	3.6	3.6
no	8.9	9.4	10.0	11.3	7.5	10.1
yes	46.4	48.1	57.0	54.8	59.9	61.1
YES!	40.9	37.8	29.1	29.2	29.0	25.3
N of Valid	1,098	16,065	1,132	18,098	803	14,824
N of Miss	98	1,431	77	1,368	83	852

Table 57: In my school, students have lots of chances to help decide things like class activities and rules.

	Grade 6		Grade 8		Grade 11	
	County	State	County	State	County	State
NO!	8.0	8.1	11.8	11.5	10.9	11.0
no	25.9	24.8	35.4	34.0	37.1	36.7
yes	45.9	45.9	39.3	41.3	40.9	42.3
YES!	20.2	21.2	13.6	13.2	11.0	10.0
N of Valid	1,094	15,871	1,123	18,008	797	14,762
N of Miss	102	1,624	86	1,457	90	914

Table 58: Teachers ask me to work on special classroom projects.

	Grade 6		Grade 8		Grade 11	
	County	State	County	State	County	State
NO!	11.3	11.8	13.5	12.7	10.5	11.0
no	34.8	34.0	45.6	43.8	47.8	49.0
yes	37.9	37.4	31.7	33.5	33.6	33.2
YES!	16.0	16.8	9.2	10.0	8.2	6.8
N of Valid	1,072	15,687	1,119	17,749	783	14,592
N of Miss	123	1,808	90	1,716	104	1,083

Table 59: There are lots of chances for students in my school to get involved in sports, clubs, and other school activities outside of class.

	Grade 6		Grade 8		Grade 11	
	County	State	County	State	County	State
NO!	2.6	3.9	2.2	4.6	3.3	3.0
no	5.7	9.0	9.1	10.5	4.8	6.5
yes	35.3	39.2	47.6	47.4	47.0	47.1
YES!	56.4	47.9	41.1	37.6	45.0	43.4
N of Valid	1,096	15,977	1,131	17,994	796	14,767
N of Miss	100	1,518	78	1,470	92	910

A.2.4 Rewards for Prosocial Involvement in School

Table 60: My teacher(s) notices when I am doing a good job and lets me know about it.

	Grade 6		Grade 8		Grade 11	
	County	State	County	State	County	State
NO!	5.3	6.3	6.5	7.2	6.7	6.6
no	15.5	14.6	20.3	22.1	24.4	25.7
yes	44.0	44.4	50.0	48.2	50.9	50.7
YES!	35.2	34.7	23.2	22.5	18.0	17.1
N of Valid	1,095	15,933	1,125	17,965	795	14,739
N of Miss	101	1,561	84	1,499	91	936

Table 61: My teachers praise me when I work hard in school.

	Grade 6		Grade 8		Grade 11	
	County	State	County	State	County	State
NO!	7.4	9.0	10.3	10.8	7.3	9.0
no	27.6	24.8	31.7	32.0	35.2	35.1
yes	41.4	42.4	41.3	41.0	42.8	43.0
YES!	23.6	23.8	16.7	16.3	14.7	12.9
N of Valid	1,077	15,703	1,120	17,874	796	14,720
N of Miss	117	1,793	88	1,591	91	957

Table 62: The school lets my parents know when I have done something well.

	Grade 6		Grade 8		Grade 11	
	County	State	County	State	County	State
NO!	16.1	14.6	20.7	19.7	20.8	21.0
no	40.4	34.5	45.0	41.2	47.7	46.4
yes	27.1	32.0	25.0	27.3	25.2	24.8
YES!	16.3	18.9	9.3	11.8	6.3	7.8
N of Valid	1,083	15,763	1,121	17,903	793	14,745
N of Miss	112	1,732	88	1,562	93	931

A.2.5 Supportive Atmosphere in School

Table 63: In my school, teachers treat students with respect.

	Grade 6		Grade 8		Grade 11	
	County	State	County	State	County	State
NO!			7.5	9.7	7.5	7.5
no			16.5	15.1	13.6	16.8
yes			54.8	52.8	58.8	60.6
YES!			21.2	22.4	20.2	15.2
N of Valid	0	0	1,140	17,787	764	14,644
N of Miss	1,195	17,495	70	1,678	123	1,032

Table 64: I can talk to teachers openly and freely about my concerns.

	Grade 6		Grade 8		Grade 11	
	County	State	County	State	County	State
NO!	13.2	13.8	20.6	20.3	13.3	14.6
no	16.6	17.4	27.8	27.9	23.5	27.8
yes	39.5	38.9	37.4	37.6	47.2	44.8
YES!	30.6	30.0	14.2	14.2	16.1	12.8
N of Valid	1,113	16,211	1,158	18,156	776	14,847
N of Miss	83	1,284	50	1,309	111	829

Table 65: There are lots of chances for students in my school to talk with a teacher.

	Grade 6		Grade 8		Grade 11	
	County	State	County	State	County	State
NO!	2.5	3.3	3.0	3.9	3.4	3.0
no	6.3	7.2	9.5	10.1	6.9	9.5
yes	38.3	39.1	50.1	49.3	53.7	54.3
YES!	52.8	50.4	37.3	36.6	36.0	33.2
N of Valid	1,075	15,805	1,121	17,896	795	14,724
N of Miss	120	1,689	88	1,569	92	952

Table 66: Most students at my school help each other when they are hurt or upset.

	Grade 6		Grade 8		Grade 11	
	County	State	County	State	County	State
NO!			12.2	10.9	9.3	9.0
no			23.5	20.2	23.3	23.9
yes			50.3	52.4	56.0	55.8
YES!			13.9	16.4	11.4	11.3
N of Valid	0	0	1,155	18,015	773	14,796
N of Miss	1,195	17,495	55	1,451	114	881

Table 67: Students are picked on by other students for working hard at our school.

	Grade 6		Grade 8		Grade 11	
	County	State	County	State	County	State
NO!			20.8	22.0	23.8	21.8
no			41.1	42.1	50.6	50.1
yes			28.8	26.8	19.5	22.7
YES!			9.4	9.1	6.1	5.4
N of Valid	0	0	1,151	17,964	774	14,782
N of Miss	1,195	17,495	58	1,501	113	894

A.2.6 Safe School Environment

Table 68: I feel safe at my school.

	Grade 6		Grade 8		Grade 11	
	County	State	County	State	County	State
NO!	3.7	5.0	5.2	6.0	4.5	4.6
no	7.5	9.4	13.6	12.5	8.9	10.6
yes	43.3	40.7	51.8	53.4	56.0	59.3
YES!	45.5	44.8	29.3	28.0	30.6	25.6
N of Valid	1,049	15,484	1,094	17,557	784	14,507
N of Miss	146	2,012	116	1,908	103	1,168

Table 69: During the past 30 days, on how many days did you not go to school because you felt you would be unsafe at school or on your way to or from school?

	Grade 6		Grade 8		Grade 11	
	County	State	County	State	County	State
0 days	92.2	90.7	90.8	91.7	96.2	94.7
1 day	5.5	5.5	5.5	4.5	2.5	2.7
2 or 3 days	0.9	2.3	2.2	2.1	0.3	1.2
4 or 5 days	0.3	0.5	0.3	0.6	0.3	0.4
6 or more days	1.2	1.0	1.1	1.1	0.8	0.9
N of Valid	1,129	16,431	1,172	18,464	799	15,058
N of Miss	67	1,064	37	1,002	88	618

Table 70: During the past 12 months, how many times were you in a physical fight on school property?

	Grade 6		Grade 8		Grade 11	
	County	State	County	State	County	State
0 times	67.6	65.1	63.0	62.2	75.6	77.2
1 time	12.7	14.1	14.3	15.2	11.0	10.3
2 or 3 times	9.2	10.4	11.5	12.4	7.3	7.1
4 or 5 times	4.0	3.8	4.0	4.0	3.0	1.9
6 or 7 times	1.8	1.7	1.2	1.6	0.5	0.9
8 or 9 times	0.8	1.0	0.9	1.1	0.4	0.4
10 or 11 times	0.6	0.5	1.0	0.5	0.4	0.2
12 or more times	3.2	3.3	4.0	3.0	2.0	1.9
N of Valid	1,091	16,163	1,120	18,067	812	14,812
N of Miss	104	1,332	89	1,398	76	863

Table 71: How many times in the past year (12 months) have you been drunk or high at school?

	Grade 6		Grade 8		Grade 11	
	County	State	County	State	County	State
Never			89.2	89.9	83.1	82.9
1 or 2 times			5.8	5.3	6.9	6.8
3 to 5 times			2.6	1.7	2.8	3.1
6 to 9 times			0.8	0.9	2.3	1.7
10 to 19 times			0.4	0.6	1.8	1.3
20 to 29 times			0.2	0.4	1.1	1.1
30 to 39 times			0.2	0.1	0.4	0.5
40+ times			1.0	1.1	1.7	2.6
N of Valid	0	0	1,126	17,952	787	14,737
N of Miss	1,195	17,495	83	1,513	100	940

Table 72: How many times in the past year (12 months) have you been suspended from school?

	Grade 6		Grade 8		Grade 11	
	County	State	County	State	County	State
Never			85.7	85.0	87.1	89.5
1 or 2 times			10.2	10.4	9.5	7.7
3 to 5 times			2.3	2.5	1.8	1.2
6 to 9 times			0.7	0.9	0.6	0.6
10 to 19 times			0.4	0.5		0.3
20 to 29 times			0.2	0.2	0.4	0.1
30 to 39 times			0.1	0.1	0.3	0.1
40+ times			0.4	0.6	0.4	0.4
N of Valid	0	0	1,127	17,955	789	14,735
N of Miss	1,195	17,495	82	1,510	100	942

Table 73: How many times in the past year (12 months) have you taken a handgun to school?

	Grade 6		Grade 8		Grade 11	
	County	State	County	State	County	State
Never			98.8	98.6	98.0	98.4
1 or 2 times			0.3	0.4	0.5	0.4
3 to 5 times			0.1	0.2		0.2
6 to 9 times				0.1	0.3	0.2
10 to 19 times			0.1	0.1		0.1
20 to 29 times				0.0	0.5	0.1
30 to 39 times			0.2	0.0	0.3	0.0
40+ times			0.6	0.6	0.5	0.6
N of Valid	0	0	1,125	17,936	787	14,725
N of Miss	1,195	17,495	83	1,529	101	951

A.2.7 Harassment and Bullying

During the past 30 days have you ever been harassed at school (or on the way to or from school) in relations to any of the following issues?

Table 74: Harassment about your race or ethnic origin.

	Grade 6		Grade 8		Grade 11	
	County	State	County	State	County	State
NO!	73.8	74.4	56.1	55.6	67.7	57.8
no	20.1	18.0	30.2	29.9	24.9	30.7
yes	4.3	5.2	9.9	10.2	5.0	8.2
YES!	1.8	2.3	3.9	4.3	2.4	3.3
N of Valid	1,099	16,110	1,167	18,390	799	15,036
N of Miss	97	1,386	43	1,075	88	641

Table 75: Unwanted sexual comments or attention.

	Grade 6		Grade 8		Grade 11	
	County	State	County	State	County	State
NO!	72.2	74.8	46.8	48.0	54.0	48.5
no	15.2	14.6	31.4	30.3	28.5	33.5
yes	7.5	6.3	15.2	15.4	14.5	13.6
YES!	5.1	4.3	6.6	6.3	3.0	4.4
N of Valid	1,099	16,075	1,160	18,246	794	14,968
N of Miss	97	1,420	49	1,220	92	709

Table 76: Harassment because someone thought you were gay, lesbian, bisexual or transgender.

	Grade 6		Grade 8		Grade 11	
	County	State	County	State	County	State
NO!	52.7	62.4	57.7	59.5	67.0	62.9
no	20.7	17.2	26.2	25.9	24.5	29.1
yes	17.3	13.5	10.8	9.6	5.4	5.3
YES!	9.4	6.9	5.2	5.0	3.0	2.7
N of Valid	1,094	16,056	1,162	18,285	795	14,973
N of Miss	101	1,439	45	1,180	92	703

Table 77: Harassment about your weight, clothes, acne, or other physical characteristics.

	Grade 6		Grade 8		Grade 11	
	County	State	County	State	County	State
NO!	58.6	60.9	44.4	45.2	57.8	51.3
no	20.6	19.2	26.7	27.5	27.9	31.8
yes	13.9	13.3	18.9	19.1	9.8	12.5
YES!	6.9	6.7	9.9	8.1	4.5	4.4
N of Valid	1,084	15,904	1,161	18,259	793	14,961
N of Miss	111	1,591	48	1,205	94	715

Table 78: Harassment about your group of friends.

	Grade 6		Grade 8		Grade 11	
	County	State	County	State	County	State
NO!	71.5	70.1	42.6	47.1	56.9	51.4
no	16.9	16.3	30.9	30.4	30.5	33.5
yes	7.2	8.6	19.1	16.3	9.4	11.4
YES!	4.4	5.0	7.4	6.2	3.1	3.7
N of Valid	1,094	16,009	1,164	18,318	794	14,989
N of Miss	101	1,486	44	1,146	93	687

Table 79: Harassment for other reasons.

	Grade 6		Grade 8		Grade 11	
	County	State	County	State	County	State
NO!	50.9	56.2	39.3	42.6	54.2	47.8
no	15.2	13.6	27.2	26.0	27.0	30.8
yes	18.2	16.3	19.2	19.4	12.6	14.2
YES!	15.7	13.9	14.3	12.1	6.3	7.2
N of Valid	1,103	16,021	1,161	18,197	794	14,951
N of Miss	92	1,474	49	1,269	92	725

A.3 Social, Emotional and Mental Health

A.3.1 Positive Youth Development

Table 80: Positive Youth Development

	Grade 6		Grade 8		Grade 11	
	County	State	County	State	County	State
Strong positive youth development			61.2	60.3	69.4	66.0
Weak positive youth development			38.8	39.7	30.6	34.0
N of Valid	0	0	1,093	17,088	770	14,358
N of Miss	1,195	17,495	115	2,377	116	1,319

Table 81: Would you say that in general your physical health is...

	Grade 6		Grade 8		Grade 11	
	County	State	County	State	County	State
Excellent			41.4	37.5	36.8	30.3
Very good			28.4	30.3	32.1	32.5
Good			21.7	22.2	20.8	25.2
Fair			6.9	7.2	8.3	9.4
Poor			1.6	2.8	2.0	2.7
N of Valid	0	0	1,125	17,852	783	14,685
N of Miss	1,195	17,495	84	1,613	105	990

Table 82: Would you say that in general your emotional and mental health is...

	Grade 6		Grade 8		Grade 11	
	County	State	County	State	County	State
Excellent			36.8	35.7	40.1	32.4
Very good			29.5	31.3	29.7	32.3
Good			18.9	18.8	16.9	20.8
Fair			9.9	9.3	9.0	10.0
Poor			5.0	5.0	4.4	4.4
N of Valid	0	0	1,123	17,842	779	14,695
N of Miss	1,195	17,495	86	1,622	106	981

Table 83: I can do most things if I try.

	Grade 6		Grade 8		Grade 11	
	County	State	County	State	County	State
Very much true			49.3	50.4	57.7	54.4
Pretty much true			40.4	38.9	35.9	37.9
A little true			9.0	9.0	5.7	6.7
Not at all true			1.2	1.8	0.6	1.0
N of Valid	0	0	1,125	17,927	783	14,721
N of Miss	1,195	17,495	84	1,539	104	955

Table 84: I can work out my problems.

	Grade 6		Grade 8		Grade 11	
	County	State	County	State	County	State
Very much true			41.2	41.5	52.9	46.0
Pretty much true			43.1	43.0	38.1	43.6
A little true			12.5	12.8	7.4	9.0
Not at all true			3.1	2.8	1.5	1.4
N of Valid	0	0	1,118	17,850	780	14,685
N of Miss	1,195	17,495	90	1,615	107	990

Table 85: I volunteer to help others in my community.

	Grade 6		Grade 8		Grade 11	
	County	State	County	State	County	State
Very much true			21.9	19.4	27.0	26.3
Pretty much true			25.9	24.5	27.4	25.7
A little true			35.2	37.3	34.1	33.8
Not at all true			17.0	18.8	11.5	14.3
N of Valid	0	0	1,112	17,592	777	14,573
N of Miss	1,195	17,495	96	1,873	109	1,103

Table 86: There is at least one teacher or other adult in my school that really cares about me.

	Grade 6		Grade 8		Grade 11	
	County	State	County	State	County	State
Very much true			40.4	39.0	45.1	40.3
Pretty much true			26.6	26.3	27.1	28.9
A little true			22.1	22.1	19.3	21.5
Not at all true			10.9	12.6	8.4	9.3
N of Valid	0	0	1,115	17,756	782	14,664
N of Miss	1,195	17,495	93	1,708	105	1,011

A.3.2 Mental Health Inventory

Table 87: Mental Health Inventory 5

	Grade 6		Grade 8		Grade 11	
	County	State	County	State	County	State
Below MHI-5 cutoff	94.9	95.2	92.7	93.3	93.1	93.9
At or above MHI-5 cutoff	5.1	4.8	7.3	6.7	6.9	6.1
N of Valid	1,058	15,593	1,142	18,236	859	15,095
N of Miss	137	1,902	67	1,229	28	580

Table 88: During the past 30 days, how much of the time have you been a happy person?

	Grade 6		Grade 8		Grade 11	
	County	State	County	State	County	State
All of the time	20.4	22.3	20.2	18.9	20.7	18.6
Most of the time	47.6	45.6	43.8	42.8	39.7	43.3
A good bit of the time	16.9	15.1	15.5	17.4	18.5	19.2
Some of the time	8.9	9.9	12.1	12.1	14.1	11.8
A little of the time	4.6	5.0	6.5	7.0	5.5	5.8
None of the time	1.6	2.0	1.9	1.8	1.5	1.3
N of Valid	1,123	16,593	1,193	18,993	871	15,414
N of Miss	72	901	17	472	15	262

Table 89: During the past 30 days, how much of the time have you felt calm and peaceful?

	Grade 6		Grade 8		Grade 11	
	County	State	County	State	County	State
All of the time	15.4	18.0	13.5	14.2	15.4	13.9
Most of the time	32.0	30.8	29.1	29.0	28.7	30.5
A good bit of the time	20.4	19.5	23.0	21.1	20.9	21.2
Some of the time	15.2	14.8	15.4	17.1	19.1	18.3
A little of the time	11.5	10.1	12.0	12.4	12.2	12.2
None of the time	5.5	6.8	6.9	6.2	3.7	3.8
N of Valid	1,115	16,359	1,181	18,814	868	15,320
N of Miss	80	1,136	28	650	20	356

Table 90: During the past 30 days, how much of the time have you been a very nervous person?

	Grade 6		Grade 8		Grade 11	
	County	State	County	State	County	State
All of the time	4.5	4.4	3.8	3.7	3.4	3.5
Most of the time	5.6	7.1	4.6	5.8	7.7	6.0
A good bit of the time	7.5	8.3	7.7	8.7	6.7	10.1
Some of the time	17.3	16.8	17.2	17.2	20.1	20.9
A little of the time	42.8	39.5	41.6	41.7	37.2	40.9
None of the time	22.3	23.9	25.1	22.9	24.8	18.6
N of Valid	1,110	16,388	1,179	18,884	870	15,373
N of Miss	85	1,107	30	581	18	304

Table 91: During the past 30 days, how much of the time have you felt downhearted and blue?

	Grade 6		Grade 8		Grade 11	
	County	State	County	State	County	State
All of the time	4.1	3.9	4.0	4.0	2.8	3.1
Most of the time	6.3	6.1	6.5	6.9	5.1	6.0
A good bit of the time	7.0	7.1	7.9	8.5	11.1	10.0
Some of the time	12.1	12.5	14.5	14.4	14.5	17.3
A little of the time	34.6	31.7	32.7	34.2	40.9	38.7
None of the time	35.9	38.6	34.3	32.0	25.6	24.9
N of Valid	1,096	16,040	1,162	18,631	866	15,252
N of Miss	99	1,455	46	833	20	424

Table 92: During the past 30 days, how much of the time have you felt so down in the dumps that nothing could cheer you up?

	Grade 6		Grade 8		Grade 11	
	County	State	County	State	County	State
All of the time	3.3	3.9	3.4	3.6	3.3	2.9
Most of the time	4.1	4.4	4.4	4.8	2.8	3.6
A good bit of the time	4.9	4.7	5.1	5.2	4.5	5.0
Some of the time	5.5	6.5	8.0	7.5	6.3	8.0
A little of the time	17.2	17.8	17.9	19.2	19.2	22.1
None of the time	65.0	62.7	61.3	59.7	63.9	58.4
N of Valid	1,119	16,492	1,185	18,954	871	15,385
N of Miss	75	1,003	23	511	16	291

A.3.3 Depression and Suicidality

Table 93: During the past 12 months did you ever feel so sad or hopeless almost every day for two weeks or more in a row that you stopped doing some usual activities?

	Grade 6		Grade 8		Grade 11	
	County	State	County	State	County	State
Yes	16.8	17.7	22.5	22.1	20.6	23.4
No	83.2	82.3	77.5	77.9	79.4	76.6
N of Valid	1,131	16,549	1,191	19,073	866	15,420
N of Miss	64	946	17	391	20	257

Table 94: During the past 12 months did you ever seriously consider attempting suicide?

	Grade 6		Grade 8		Grade 11	
	County	State	County	State	County	State
Yes			15.2	13.9	11.2	12.6
No			84.8	86.1	88.8	87.4
N of Valid	0	0	1,070	15,388	798	12,415
N of Miss	1,195	17,495	139	4,077	88	3,261

Table 95: During the past 12 months how many times did you actually attempt suicide?

	Grade 6		Grade 8		Grade 11	
	County	State	County	State	County	State
0 times			91.5	91.0	93.5	93.4
1 time			3.8	4.4	2.6	3.6
2 or 3 times			2.5	2.6	2.4	1.8
4 or 5 times			0.9	0.8	0.2	0.4
6 or more times			1.3	1.3	1.2	0.8
N of Valid	0	0	1,175	18,470	800	15,075
N of Miss	1,195	17,495	34	994	86	601

A.3.4 Problem Gambling

Table 96: Please mark ALL the different types of gambling that you have bet on, if any, during the last 30 days:

	Grade 6		Grade 8		Grade 11	
	County	State	County	State	County	State
Playing lottery tickets.	6.0	6.2	9.1	8.8	8.5	10.1
Playing Powerball or Megabucks.	2.7	2.1	3.4	2.7	1.8	2.6
Playing dice or coin flips.	13.6	12.4	16.2	14.8	5.7	8.3
Playing cards (poker, etc.).	13.4	13.2	21.9	18.8	17.4	17.2
Betting on a sports team.	14.5	14.0	17.1	18.2	11.6	14.5
Betting on a horse/dog race.	2.6	1.9	2.5	1.6	1.1	1.4
Betting on games of personal skill (bowling, video games, dares, etc.).	21.0	19.7	26.6	25.4	16.3	18.3
Gambling on the Internet for free or with money.	3.4	2.7	5.5	4.7	4.4	4.7
Gambling at a casino.	0.7	0.7	1.2	0.8	0.6	1.1
Playing Bingo for money.	4.8	6.5	6.5	6.0	2.6	3.8
None.	54.6	57.6	50.3	50.9	58.4	58.2
Other.	9.7	8.8	12.2	12.0	5.6	8.0
N of Valid	1,195	17,495	1,209	19,465	887	15,676
N of Miss	0	0	0	0	0	0

Table 97: During the last 12 months, have you ever felt bad about the amount you bet, or about what happens when you bet money?

	Grade 6		Grade 8		Grade 11	
	County	State	County	State	County	State
Yes			4.1	4.2	2.4	2.9
No			34.0	32.9	32.1	33.8
I don't bet for money.			61.9	62.9	65.5	63.3
N of Valid	0	0	1,135	18,353	832	14,934
N of Miss	1,195	17,495	74	1,112	55	742

Table 98: During the last 12 months, have you ever felt that you would like to stop betting money but didn't think you could?

	Grade 6		Grade 8		Grade 11	
	County	State	County	State	County	State
Yes			2.6	2.7	2.2	1.8
No			34.0	33.1	31.6	33.5
I don't bet for money.			63.4	64.1	66.2	64.7
N of Valid	0	0	1,134	18,317	835	14,931
N of Miss	1,195	17,495	74	1,148	52	745

Table 99: In total, how much money have you bet in any form (lottery, card games, bingo, internet, sports, with friends) in the past three months?

	Grade 6		Grade 8		Grade 11	
	County	State	County	State	County	State
0			63.7	63.5	72.1	68.1
\$1 - \$10			21.7	22.9	16.5	18.7
\$11 - \$50			7.8	8.1	7.2	7.9
\$51 - \$100			3.3	2.6	0.8	2.2
\$101 - \$200			1.0	1.1	1.0	1.0
\$201 - \$500			0.6	0.6	0.5	0.6
Over \$500			1.8	1.3	1.9	1.6
N of Valid	0	0	1,143	18,489	842	15,008
N of Miss	1,195	17,495	66	977	46	669

Table 100: Have you ever lied to anyone about betting/gambling?

	Grade 6		Grade 8		Grade 11	
	County	State	County	State	County	State
NO!	72.8	71.2	69.8	69.8	74.3	72.5
no	19.6	18.6	24.2	24.3	22.9	24.0
yes	5.1	6.4	4.4	4.4	1.8	2.4
YES!	2.6	3.7	1.6	1.6	1.0	1.1
N of Valid	1,088	15,751	1,143	18,426	837	14,976
N of Miss	108	1,744	66	1,038	50	701

Table 101: Have you ever bet/gambled more than you wanted to?

	Grade 6		Grade 8		Grade 11	
	County	State	County	State	County	State
NO!	73.7	72.6	69.7	69.5	73.8	71.1
no	17.1	17.2	23.8	24.2	20.7	23.4
yes	6.9	6.6	4.5	4.8	5.0	4.4
YES!	2.3	3.6	1.9	1.6	0.5	1.1
N of Valid	1,076	15,613	1,137	18,315	836	14,924
N of Miss	119	1,883	72	1,151	52	752

Table 102: Have your parents ever talked to you about the risks of betting/gambling?

	Grade 6		Grade 8		Grade 11	
	County	State	County	State	County	State
NO!	17.1	19.3	25.6	25.7	37.7	35.1
no	22.4	22.4	28.2	27.8	28.1	28.5
yes	32.2	29.6	29.3	29.2	24.1	25.4
YES!	28.3	28.7	16.9	17.3	10.1	11.1
N of Valid	1,090	15,820	1,136	18,345	833	14,935
N of Miss	106	1,675	73	1,120	53	741

Table 103: Have your teachers ever talked to you about the risks of betting/gambling?

	Grade 6		Grade 8		Grade 11	
	County	State	County	State	County	State
NO!	30.6	31.8	34.5	32.5	44.8	40.1
no	40.4	35.9	39.5	36.8	34.8	36.7
yes	19.6	19.6	18.2	21.4	16.2	18.2
YES!	9.4	12.7	7.8	9.3	4.2	4.9
N of Valid	1,090	15,769	1,134	18,277	828	14,904
N of Miss	105	1,725	74	1,188	59	771

A.4 Substance Use

A.4.1 Tobacco Use

Table 104: During the past 30 days, on how many days did you smoke cigarettes?

	Grade 6		Grade 8		Grade 11	
	County	State	County	State	County	State
0 days	97.1	97.3	91.2	91.8	87.4	85.7
1 or 2 days	1.7	1.5	3.5	3.6	4.0	4.8
3 to 5 days	0.3	0.4	1.4	1.2	1.3	2.1
6 to 9 days	0.2	0.2	0.8	0.8	0.3	1.1
10 to 19 days	0.3	0.2	1.2	0.7	2.3	1.4
20 to 29 days	0.1	0.1	0.8	0.5	0.8	1.3
All 30 days	0.3	0.4	1.1	1.3	3.9	3.6
N of Valid	1,185	17,198	1,184	19,003	871	15,416
N of Miss	12	298	25	462	17	260

Table 105: During the past 30 days, on how many days did you use other tobacco products?

	Grade 6		Grade 8		Grade 11	
	County	State	County	State	County	State
0 days	98.7	98.4	94.8	95.0	86.7	87.6
1 or 2 days	0.6	0.8	2.6	2.2	5.0	5.0
3 to 5 days	0.3	0.2	0.8	0.8	2.7	2.1
6 to 9 days	0.1	0.1	0.4	0.5	1.0	1.2
10 to 19 days		0.1	0.3	0.5	1.8	1.1
20 to 29 days	0.1	0.1	0.3	0.2	0.5	0.8
All 30 days	0.2	0.3	0.7	0.7	2.3	2.3
N of Valid	1,181	17,166	1,185	18,990	865	15,375
N of Miss	14	328	24	476	22	301

Table 106: Used cigarettes or other tobacco products in the past 30 days

	Grade 6		Grade 8		Grade 11	
	County	State	County	State	County	State
No use	96.8	96.8	89.3	90.2	79.8	80.0
Use	3.2	3.2	10.7	9.8	20.2	20.0
N of Valid	1,186	17,256	1,189	19,096	870	15,467
N of Miss	9	240	20	369	17	209

Table 107: How old were you when you smoked a whole cigarette for the first time?

	Grade 6		Grade 8		Grade 11	
	County	State	County	State	County	State
Never have	96.1	95.8	84.2	84.6	70.3	72.1
8 or younger	0.6	0.8	1.5	1.6	1.3	1.3
9	0.6	0.6	0.5	0.9	0.5	0.6
10	0.9	0.9	1.6	1.5	1.4	1.2
11	0.9	1.1	1.7	2.0	1.7	1.5
12	0.9	0.6	4.0	3.3	3.3	2.4
13		0.1	4.6	4.6	3.6	3.7
14			1.7	1.4	5.5	4.3
15		0.1	0.2	0.0	6.2	6.0
16				0.0	4.8	5.5
17 or older				0.0	1.3	1.4
N of Valid	1,165	17,027	1,190	19,056	866	15,372
N of Miss	30	468	19	408	22	304

Table 108: Average age the first time a whole cigarette was smoked

	Grade 6		Grade 8		Grade 11	
	County	State	County	State	County	State
Age in years	10.2	10.2	11.8	11.6	13.6	13.7

Table 109: How old were you when you first used tobacco products other than cigarettes such as snuff, chewing tobacco, and smoking tobacco from a pipe?

	Grade 6		Grade 8		Grade 11	
	County	State	County	State	County	State
Never have	97.7	97.4	88.9	90.6	72.9	77.8
8 or younger	0.4	0.5	0.9	0.9	0.7	0.9
9	0.6	0.3	0.5	0.4	0.7	0.4
10	0.5	0.5	0.5	0.8	0.5	0.6
11	0.6	0.7	1.4	1.0	1.1	0.6
12	0.2	0.4	2.4	2.0	2.4	1.5
13		0.1	3.5	2.9	1.6	1.8
14			1.6	1.3	4.0	3.1
15		0.1	0.2	0.0	5.8	5.2
16				0.0	8.5	6.2
17 or older			0.1	0.1	1.8	1.9
N of Valid	1,170	17,059	1,185	19,084	873	15,413
N of Miss	25	437	22	380	13	261

Table 110: Average age the first time tobacco products other than cigarettes were used

	Grade 6		Grade 8		Grade 11	
	County	State	County	State	County	State
Age in years	9.8	10.4	12.0	11.8	14.3	14.3

A.4.2 Alcohol Use

Table 111: During the past 30 days, on how many days did you have at least one drink of alcohol?

	Grade 6		Grade 8		Grade 11	
	County	State	County	State	County	State
0 days	93.2	91.9	75.9	77.5	58.3	63.7
1 or 2 days	4.8	6.1	15.9	15.2	23.7	22.1
3 to 5 days	1.0	0.9	4.2	3.5	9.6	7.5
6 to 9 days	0.3	0.4	1.9	1.8	5.2	3.8
10 to 19 days	0.5	0.2	1.1	1.2	2.3	1.9
20 to 29 days	0.1	0.1	0.4	0.4	0.2	0.5
All 30 days	0.1	0.4	0.4	0.5	0.7	0.6
N of Valid	1,186	17,206	1,185	19,031	866	15,422
N of Miss	10	287	24	433	22	254

Table 112: During the past 30 days, on how many days did you have 5 or more drinks of alcohol in a row, that is, within a couple of hours?

	Grade 6		Grade 8		Grade 11	
	County	State	County	State	County	State
0 days	97.7	98.0	91.5	91.1	74.7	79.0
1 or 2 days	1.5	1.3	5.1	5.3	13.4	11.9
3 to 5 days	0.4	0.2	1.6	1.7	7.4	4.8
6 to 9 days	0.3	0.1	0.8	0.8	2.5	2.4
10 to 19 days		0.1	0.8	0.5	0.8	1.2
20 to 29 days	0.1	0.1	0.2	0.2	0.3	0.4
All 30 days		0.3		0.4	0.8	0.4
N of Valid	1,185	17,205	1,187	19,024	866	15,424
N of Miss	11	290	22	440	21	252

Table 113: How old were you when you had your first drink of alcohol other than a few sips?

	Grade 6		Grade 8		Grade 11	
	County	State	County	State	County	State
Never have	83.6	85.0	58.5	62.6	33.5	39.0
8 or younger	4.1	4.3	5.0	4.3	3.2	3.4
9	2.2	1.9	1.9	1.8	1.1	1.1
10	3.7	3.2	3.2	3.7	2.2	1.8
11	4.2	3.4	5.0	4.0	3.2	2.1
12	2.1	1.9	8.0	7.7	6.3	4.7
13	0.2	0.1	13.4	11.6	6.4	6.6
14		0.0	4.5	4.2	10.2	9.9
15		0.1	0.3	0.2	14.5	14.2
16					14.4	14.0
17 or older			0.1	0.1	4.9	3.1
N of Valid	1,176	17,027	1,194	19,062	874	15,401
N of Miss	20	468	16	404	13	276

Table 114: Average age of first alcohol use (more than a sip or two)

	Grade 6		Grade 8		Grade 11	
	County	State	County	State	County	State
Age in years	9.9	9.8	11.7	11.6	13.9	13.9

Table 115: How old were you when you first began drinking alcoholic beverages regularly, that is, at least once or twice a month?

	Grade 6		Grade 8		Grade 11	
	County	State	County	State	County	State
Never have	93.0	92.7	77.4	78.2	59.4	61.1
8 or younger	0.8	1.6	2.4	1.8	2.2	1.4
9	0.7	0.7	0.4	0.8		0.3
10	1.4	1.4	1.4	1.6	0.5	0.8
11	2.2	1.9	2.4	2.1	1.9	0.9
12	1.8	1.3	4.7	4.6	2.8	2.3
13	0.1	0.1	8.0	7.8	3.8	3.6
14			2.9	2.9	5.7	6.2
15		0.1	0.3	0.1	9.4	9.2
16				0.0	10.9	11.2
17 or older			0.1	0.1	3.6	3.0
N of Valid	1,178	17,117	1,188	19,078	864	15,387
N of Miss	18	380	20	388	22	289

Table 116: Average age when first began drinking alcoholic beverages regularly (at least once or twice a month)

	Grade 6		Grade 8		Grade 11	
	County	State	County	State	County	State
Age in years	10.5	10.2	12.0	12.0	14.3	14.4

Table 117: During the past 30 days, what type of alcohol did you usually drink?
Select only one response.

	Grade 6		Grade 8		Grade 11	
	County	State	County	State	County	State
I did not drink alcohol during the past 30 days.	92.1	91.5	76.4	78.1	61.0	64.3
I do not have a usual type.	1.4	1.5	2.2	2.3	4.9	3.6
Beer.	1.9	1.8	4.3	3.8	11.4	10.1
Flavored beverages (such as Smirnoff, Bacardi Silver, and Hard Lemonade).	1.3	1.3	5.1	4.4	4.9	5.3
Wine coolers (such as Bartles and Jaymes or Seagrams Wine).	0.5	0.2	0.8	0.5	0.5	0.5
Wine.	0.8	1.5	1.9	2.1	2.8	2.3
Liquor (such as vodka, rum, scotch, bourbon, or whiskey).	1.5	1.1	8.2	7.1	13.5	12.7
Some other type.	0.5	1.0	1.1	1.5	1.0	1.2
N of Valid	1,155	16,752	1,161	18,436	821	14,837
N of Miss	43	742	48	1,028	65	839

Table 118: During the past 30 days, how did you usually get the alcohol you drank? Select only one response.

	Grade 6		Grade 8		Grade 11	
	County	State	County	State	County	State
I did not drink alcohol during the past 30 days.	93.8	92.6	76.5	78.2	59.8	63.9
I bought it in a store such as a convenience store, supermarket, discount store, or gas station.		0.1	0.2	0.3	0.8	0.8
I bought it at a restaurant, bar or club.		0.1	0.3	0.2	0.7	0.3
I bought it at a public event such as a concert or sporting event.		0.1	0.1	0.1		0.2
I gave someone else money to buy it for me.	0.1	0.2	0.9	1.5	6.6	6.3
I got it from friends 21 or older.	1.0	0.9	4.1	3.0	11.4	10.3
I got it from friends under 21.	0.7	0.6	3.6	3.1	4.5	5.1
I took it from a store or family member.	1.3	1.4	4.1	4.5	3.8	3.1
I got it some other way.	3.2	4.0	10.3	9.2	12.4	10.1
N of Valid	1,152	16,744	1,183	18,888	849	15,232
N of Miss	43	752	26	576	37	443

A.4.3 Alcohol-related Risk Behaviors and Consequences

Table 119: During the past 30 days, how many times did you ride in a vehicle driven by a parent or other adult who had been drinking alcohol?

	Grade 6		Grade 8		Grade 11	
	County	State	County	State	County	State
0 times	85.1	85.6	78.7	83.3	86.7	84.7
1 time	6.5	7.2	11.5	8.6	7.1	7.4
2 or 3 times	3.2	3.5	5.5	4.6	3.7	4.8
4 or 5 times	1.3	1.0	1.2	1.2	0.6	1.3
6 or more times	3.8	2.7	3.1	2.2	1.8	1.8
N of Valid	1,084	16,098	1,115	17,981	813	14,786
N of Miss	112	1,396	92	1,485	73	890

Table 120: During the past 30 days, how many times did you ride in a vehicle driven by a teenager who had been drinking alcohol?

	Grade 6		Grade 8		Grade 11	
	County	State	County	State	County	State
0 times	96.5	95.8	93.1	94.7	90.0	89.7
1 time	2.0	2.0	3.5	2.7	5.9	5.5
2 or 3 times	0.7	0.9	1.6	1.3	1.7	2.8
4 or 5 times	0.2	0.5	0.9	0.6	0.7	0.9
6 or more times	0.7	0.8	0.9	0.8	1.6	1.1
N of Valid	1,073	16,022	1,118	17,947	812	14,787
N of Miss	123	1,472	91	1,518	75	888

Table 121: During the past 30 days, how many times did you drive a car or other vehicle when you had been drinking alcohol?

	Grade 6		Grade 8		Grade 11	
	County	State	County	State	County	State
0 times			96.8	97.4	91.9	93.3
1 time			1.6	1.2	3.8	3.6
2 or 3 times			0.5	0.6	2.8	1.6
4 or 5 times			0.1	0.2	0.5	0.5
6 or more times			1.0	0.6	1.0	1.0
N of Valid	0	0	1,120	17,994	815	14,800
N of Miss	1,195	17,495	89	1,471	73	875

Table 122: In the last 12 months, which of the following have you experienced?
Please mark all that apply.

	Grade 6		Grade 8		Grade 11	
	County	State	County	State	County	State
I did not drink alcohol in the last 12 months.	87.8	87.8	70.9	72.7	50.3	55.7
Missed school or class because of drinking alcohol.	0.4	0.9	2.3	2.4	3.8	3.6
Gotten sick to your stomach because of drinking alcohol.	2.4	2.2	8.3	7.3	16.7	14.8
Not been able to remember what happened while you were drinking alcohol.	1.3	1.5	7.7	7.0	14.0	14.0
Later regretted something you did while drinking alcohol.	1.6	1.7	6.6	5.3	10.8	9.5
Worried that you drank alcohol too much or too often.	1.2	1.5	4.0	3.7	4.4	4.7
N of Valid	1,195	17,495	1,209	19,465	887	15,676
N of Miss	0	0	0	0	0	0

A.4.4 Marijuana Use

Table 123: During the past 30 days, on how many days did you use marijuana?

	Grade 6		Grade 8		Grade 11	
	County	State	County	State	County	State
0 days	98.0	97.8	86.8	87.8	75.1	76.3
1 or 2 days	1.2	1.0	4.8	4.9	8.8	8.4
3 to 5 days	0.2	0.3	2.1	2.0	3.9	3.8
6 to 9 days	0.2	0.2	1.6	1.5	3.6	2.7
10 to 19 days	0.2	0.2	1.4	1.4	1.7	2.7
20 to 29 days	0.1	0.1	1.9	0.9	3.2	2.4
All 30 days	0.3	0.5	1.4	1.5	3.6	3.8
N of Valid	1,176	17,108	1,184	18,936	862	15,339
N of Miss	20	387	25	529	24	337

Table 124: During the past 30 days, how many times did you use marijuana?

	Grade 6		Grade 8		Grade 11	
	County	State	County	State	County	State
0 times	97.7	97.6	87.2	87.6	74.9	75.7
1 or 2 times	1.7	1.2	4.2	4.9	8.5	8.7
3 to 9 times	0.3	0.5	4.0	3.3	6.0	5.8
10 to 19 times	0.3	0.2	1.6	1.7	3.3	3.1
20 to 39 times	0.1	0.1	1.8	1.1	2.5	2.6
40 or more times		0.3	1.3	1.5	4.8	4.1
N of Valid	1,178	17,109	1,194	19,169	872	15,486
N of Miss	18	386	14	296	15	190

Table 125: How old were you when you tried marijuana for the first time?

	Grade 6		Grade 8		Grade 11	
	County	State	County	State	County	State
Never have	96.2	96.7	79.4	80.3	56.2	58.3
8 or younger	0.3	0.6	1.8	1.3	1.5	1.3
9	0.8	0.3	0.9	0.6	0.2	0.5
10	0.5	0.6	1.3	1.3	0.9	0.8
11	1.3	0.9	1.8	1.7	2.1	1.3
12	0.8	0.7	4.0	4.1	3.6	3.1
13	0.1	0.1	7.6	7.6	4.0	4.8
14		0.0	2.8	2.9	9.7	7.3
15		0.1	0.3	0.1	11.5	11.1
16				0.0	8.4	9.4
17 or older			0.1	0.1	1.7	2.2
N of Valid	1,168	17,033	1,193	19,109	866	15,440
N of Miss	26	462	15	357	21	236

Table 126: Average age of first marijuana use

	Grade 6		Grade 8		Grade 11	
	County	State	County	State	County	State
Age in years	10.4	10.5	12.0	12.1	14.1	14.2

A.4.5 Other Drug Use

Table 127: During the past 30 days, on how many days did you sniff glue, breathe the contents of aerosol spray cans, or any paints or sprays to get high?

	Grade 6		Grade 8		Grade 11	
	County	State	County	State	County	State
0 days	93.9	93.5	94.7	94.1	97.8	97.7
1 or 2 days	4.2	4.2	3.5	3.8	1.8	1.4
3 to 5 days	1.0	0.9	0.8	0.9		0.3
6 to 9 days	0.5	0.4	0.4	0.4	0.3	0.2
10 to 19 days	0.2	0.3	0.1	0.3		0.1
20 to 29 days	0.1	0.1	0.2	0.1		0.0
All 30 days	0.2	0.6	0.3	0.3		0.2
N of Valid	1,179	17,163	1,188	19,032	870	15,436
N of Miss	16	333	21	432	17	241

Table 128: During the past 30 days, on how many days did you use prescription drugs (without a doctor's orders) to get high?

	Grade 6		Grade 8		Grade 11	
	County	State	County	State	County	State
0 days			95.1	96.1	94.0	93.4
1 or 2 days			2.4	2.1	2.8	3.3
3 to 5 days			1.2	0.7	1.2	1.4
6 to 9 days			0.5	0.4	0.9	0.8
10 to 19 days			0.3	0.3	0.7	0.5
20 to 29 days			0.3	0.2	0.1	0.2
All 30 days			0.3	0.2	0.3	0.4
N of Valid	0	0	1,184	18,979	868	15,430
N of Miss	1,195	17,495	24	487	18	245

Table 129: During the past 30 days, on how many days did you use any form of cocaine, including powder, crack or freebase?

	Grade 6		Grade 8		Grade 11	
	County	State	County	State	County	State
0 days			98.7	98.6	99.0	98.2
1 or 2 days			0.4	0.6	0.5	0.9
3 to 5 days			0.3	0.3	0.2	0.4
6 to 9 days			0.3	0.1		0.2
10 to 19 days			0.2	0.1	0.3	0.2
20 to 29 days				0.1		0.1
All 30 days			0.2	0.2		0.2
N of Valid	0	0	1,187	18,991	869	15,448
N of Miss	1,195	17,495	21	474	18	228

Table 130: During the past 30 days, on how many days did you use ecstasy (also called MDMA)?

	Grade 6		Grade 8		Grade 11	
	County	State	County	State	County	State
0 days			97.8	98.3	98.5	97.5
1 or 2 days			1.1	0.9	0.7	1.6
3 to 5 days			0.5	0.2	0.3	0.4
6 to 9 days			0.3	0.2		0.2
10 to 19 days			0.1	0.1	0.2	0.2
20 to 29 days			0.1	0.1	0.2	0.1
All 30 days			0.2	0.2		0.1
N of Valid	0	0	1,184	18,945	865	15,401
N of Miss	1,195	17,495	25	520	22	276

Table 131: During the past 30 days, on how many days did you use heroin or other opiates or narcotics?

	Grade 6		Grade 8		Grade 11	
	County	State	County	State	County	State
0 days			99.1	99.0	98.4	98.7
1 or 2 days			0.3	0.4	0.3	0.5
3 to 5 days			0.2	0.2	0.2	0.3
6 to 9 days			0.2	0.2	0.3	0.2
10 to 19 days				0.1	0.2	0.1
20 to 29 days				0.0	0.2	0.1
All 30 days			0.3	0.2	0.2	0.1
N of Valid	0	0	1,172	18,878	869	15,391
N of Miss	1,195	17,495	36	586	18	285

Table 132: During the past 30 days, on how many days did you use LSD or other hallucinogens or psychedelics?

	Grade 6		Grade 8		Grade 11	
	County	State	County	State	County	State
0 days			97.7	98.4	98.4	97.3
1 or 2 days			1.3	0.9	1.3	1.6
3 to 5 days			0.5	0.2		0.5
6 to 9 days			0.1	0.1		0.2
10 to 19 days			0.1	0.1	0.3	0.2
20 to 29 days				0.1		0.1
All 30 days			0.3	0.2		0.2
N of Valid	0	0	1,184	18,944	864	15,427
N of Miss	1,195	17,495	24	521	22	249

Table 133: During the past 30 days, on how many days did you use methamphetamines (also called speed, crystal, crank or ice)?

	Grade 6		Grade 8		Grade 11	
	County	State	County	State	County	State
0 days			99.2	98.9	99.1	98.8
1 or 2 days			0.1	0.5	0.3	0.5
3 to 5 days			0.3	0.2	0.3	0.2
6 to 9 days			0.1	0.1		0.1
10 to 19 days			0.1	0.1	0.2	0.1
20 to 29 days				0.1		0.1
All 30 days			0.3	0.2		0.2
N of Valid	0	0	1,182	18,950	865	15,417
N of Miss	1,195	17,495	26	515	22	260

Table 134: Used any drugs in past 30 days (includes any use of marijuana, inhalants, prescription drugs, cocaine, ecstasy, heroin, hallucinogens or methamphetamines)

	Grade 6		Grade 8		Grade 11	
	County	State	County	State	County	State
No use	92.3	92.4	82.3	83.3	73.4	73.9
Use	7.7	7.6	17.7	16.7	26.6	26.1
N of Valid	1,186	17,250	1,190	19,123	869	15,470
N of Miss	9	245	18	342	17	206

Table 135: Used illicit drugs in past 30 days (includes any use of marijuana, cocaine, ecstasy, heroin, hallucinogens or methamphetamines)

	Grade 6		Grade 8		Grade 11	
	County	State	County	State	County	State
No use	98.0	97.8	86.0	87.2	75.1	75.8
Use	2.0	2.2	14.0	12.8	24.9	24.2
N of Valid	1,175	17,108	1,191	19,121	870	15,470
N of Miss	20	387	18	344	17	206

Table 136: Used illicit drugs other than marijuana (includes any use of cocaine, ecstasy, heroin, hallucinogens or methamphetamines)

	Grade 6		Grade 8		Grade 11	
	County	State	County	State	County	State
No use			96.4	96.7	96.7	94.9
Use			3.6	3.3	3.3	5.1
N of Valid	0	0	1,188	19,078	868	15,463
N of Miss	1,195	17,495	20	387	18	213

A.4.6 Lifetime Drug Use

Table 137: During your life, how many times have you sniffed glue, breathed the contents of aerosol spray cans, or inhaled any paints or sprays to get high?

	Grade 6		Grade 8		Grade 11	
	County	State	County	State	County	State
0 times	85.3	86.5	84.8	85.0	89.3	89.2
1 or 2 times	8.9	8.1	8.8	8.7	6.8	6.4
3 to 9 times	2.6	2.6	3.8	3.2	2.3	2.1
10 to 19 times	1.2	1.2	0.9	1.3	0.7	0.9
20 to 39 times	0.8	0.6	0.8	0.6	0.2	0.5
40 or more times	1.3	1.0	0.8	1.2	0.7	0.9
N of Valid	1,175	17,159	1,191	19,095	869	15,456
N of Miss	21	336	18	371	18	219

Table 138: During your life, how many times have you taken steroid pills or shots without a doctor's prescription?

	Grade 6		Grade 8		Grade 11	
	County	State	County	State	County	State
0 times	98.6	98.0	96.4	96.8	96.7	96.7
1 or 2 times	0.9	1.1	1.8	1.6	0.8	1.4
3 to 9 times	0.2	0.3	0.7	0.7	0.9	0.7
10 to 19 times	0.1	0.2	0.4	0.4	0.3	0.4
20 to 39 times	0.1	0.1	0.2	0.2	0.7	0.3
40 or more times	0.1	0.3	0.6	0.4	0.6	0.6
N of Valid	1,172	17,148	1,186	19,074	866	15,459
N of Miss	23	346	23	390	21	217

Table 139: During your life, how many times have you used any form of cocaine, including powder, crack, or freebase?

	Grade 6		Grade 8		Grade 11	
	County	State	County	State	County	State
0 times	98.9	98.7	96.9	97.1	94.9	94.8
1 or 2 times	0.7	0.7	1.3	1.5	3.0	2.5
3 to 9 times	0.1	0.2	1.1	0.5	0.8	1.1
10 to 19 times	0.3	0.1	0.1	0.3	0.2	0.5
20 to 39 times		0.0	0.1	0.1	0.2	0.3
40 or more times		0.3	0.6	0.5	0.8	0.8
N of Valid	1,172	17,108	1,187	19,064	862	15,439
N of Miss	23	387	22	402	24	237

Table 140: During your life, how many times have you used ecstasy (also called MDMA)?

	Grade 6		Grade 8		Grade 11	
	County	State	County	State	County	State
0 times	99.6	99.3	95.3	96.9	91.0	92.8
1 or 2 times	0.2	0.2	2.8	1.6	6.0	3.7
3 to 9 times	0.2	0.1	0.8	0.6	1.6	1.9
10 to 19 times		0.1	0.3	0.3	0.1	0.6
20 to 39 times	0.1	0.0	0.3	0.2	0.1	0.4
40 or more times		0.2	0.6	0.4	1.0	0.7
N of Valid	1,143	16,827	1,178	18,926	860	15,366
N of Miss	53	667	31	541	27	310

Table 141: During your life, how many times have you used heroin (also called smack, junk, or China White)?

	Grade 6		Grade 8		Grade 11	
	County	State	County	State	County	State
0 times	99.4	99.0	98.1	98.4	98.4	98.0
1 or 2 times	0.4	0.5	0.6	0.7	0.8	0.9
3 to 9 times	0.1	0.1	0.4	0.3		0.3
10 to 19 times		0.1	0.2	0.1	0.2	0.2
20 to 39 times		0.1	0.2	0.1	0.2	0.2
40 or more times	0.1	0.3	0.6	0.4	0.3	0.4
N of Valid	1,162	17,016	1,189	19,031	867	15,417
N of Miss	33	480	19	435	22	259

Table 142: During your life, how many times have you used methamphetamines (also called speed, crystal, crank, or ice)?

	Grade 6		Grade 8		Grade 11	
	County	State	County	State	County	State
0 times	99.1	98.5	97.6	97.9	97.6	97.2
1 or 2 times	0.7	0.7	1.3	1.1	0.9	1.3
3 to 9 times		0.2	0.3	0.3	0.5	0.5
10 to 19 times	0.2	0.1	0.2	0.2	0.1	0.2
20 to 39 times		0.1	0.2	0.1	0.5	0.2
40 or more times		0.4	0.5	0.4	0.5	0.6
N of Valid	1,166	16,985	1,187	19,033	867	15,436
N of Miss	30	511	22	432	20	240

Table 143: During your life, how many times have you used a needle to inject any illegal drug into your body?

	Grade 6		Grade 8		Grade 11	
	County	State	County	State	County	State
0 times			98.3	98.7	98.7	98.6
1 or 2 times			0.8	0.6	0.2	0.5
3 to 9 times			0.2	0.2		0.2
10 to 19 times			0.2	0.1	0.2	0.2
20 to 39 times			0.2	0.1		0.1
40 or more times			0.4	0.3	0.8	0.5
N of Valid	0	0	1,190	19,023	869	15,438
N of Miss	1,195	17,495	19	442	19	237

Table 144: Lifetime drug use (includes any use of marijuana, inhalants, cocaine, ecstasy, heroin, or methamphetamines)

	Grade 6		Grade 8		Grade 11	
	County	State	County	State	County	State
No use	83.2	84.4	71.0	72.1	54.2	55.4
Use	16.8	15.6	29.0	27.9	45.8	44.6
N of Valid	1,191	17,349	1,200	19,310	880	15,588
N of Miss	5	146	8	155	8	88

Table 145: Lifetime illicit drug use (includes any use of marijuana, cocaine, ecstasy, heroin, or methamphetamines)

	Grade 6		Grade 8		Grade 11	
	County	State	County	State	County	State
No use	95.0	95.3	78.2	79.5	56.4	58.1
Use	5.0	4.7	21.8	20.5	43.6	41.9
N of Valid	1,189	17,328	1,200	19,303	878	15,583
N of Miss	6	166	8	162	9	93

Table 146: Lifetime use of illicit drugs other than marijuana (includes any use of cocaine, ecstasy, heroin, or methamphetamines)

	Grade 6		Grade 8		Grade 11	
	County	State	County	State	County	State
No use	98.0	97.5	93.5	94.9	89.4	90.3
Use	2.0	2.5	6.5	5.1	10.6	9.7
N of Valid	1,175	17,180	1,191	19,120	866	15,466
N of Miss	21	314	18	345	20	210

A.4.7 Perceived Availability of Drugs

Table 147: If you wanted to get some cigarettes, how easy would it be for you to get some?

	Grade 6		Grade 8		Grade 11	
	County	State	County	State	County	State
Very hard	64.5	67.6	43.3	41.0	17.0	17.1
Sort of hard	16.4	15.8	20.5	20.6	17.6	16.6
Sort of easy	10.7	8.8	16.2	18.0	19.7	22.0
Very easy	8.3	7.8	20.1	20.4	45.7	44.3
N of Valid	1,164	16,900	1,192	19,070	873	15,482
N of Miss	32	595	16	394	14	193

Table 148: If you wanted to get some beer, wine or hard liquor (for example, vodka, whiskey, or gin), how easy would it be for you to get some?

	Grade 6		Grade 8		Grade 11	
	County	State	County	State	County	State
Very hard	57.7	62.2	26.8	29.4	8.9	11.3
Sort of hard	21.6	19.7	24.6	23.5	17.3	16.3
Sort of easy	12.8	10.9	25.6	25.0	29.8	30.3
Very easy	7.9	7.2	23.0	22.0	44.0	42.0
N of Valid	1,165	16,981	1,193	19,117	878	15,526
N of Miss	31	514	16	348	9	150

Table 149: If you wanted to get some marijuana, how easy would it be for you to get some?

	Grade 6		Grade 8		Grade 11	
	County	State	County	State	County	State
Very hard	83.3	85.4	49.7	49.1	17.6	20.1
Sort of hard	7.2	7.3	14.2	15.0	15.2	13.5
Sort of easy	4.7	3.9	16.4	14.9	22.0	21.6
Very easy	4.8	3.4	19.7	21.0	45.2	44.7
N of Valid	1,148	16,830	1,192	19,021	876	15,491
N of Miss	48	664	17	443	11	185

Table 150: If you wanted to get a drug like cocaine, LSD, or amphetamines, how easy would it be for you to get some?

	Grade 6		Grade 8		Grade 11	
	County	State	County	State	County	State
Very hard	91.0	91.9	76.7	76.1	50.7	50.2
Sort of hard	5.8	5.1	13.1	13.8	27.5	26.2
Sort of easy	1.6	1.7	6.1	6.2	12.4	13.9
Very easy	1.6	1.3	4.1	3.9	9.5	9.7
N of Valid	1,155	16,867	1,192	19,054	874	15,481
N of Miss	41	628	17	411	14	195

A.4.8 Perceived Risk of Harm from Substance Use

Table 151: How much do you think people risk harming themselves (physically or in other ways) if they smoke one or more packs of cigarettes per day?

	Grade 6		Grade 8		Grade 11	
	County	State	County	State	County	State
No risk	4.6	7.1	4.9	5.6	5.7	5.9
Slight risk	5.9	6.1	8.1	8.6	8.3	9.0
Moderate risk	15.3	16.4	20.4	19.7	19.6	20.2
Great risk	74.3	70.4	66.6	66.1	66.4	64.9
N of Valid	1,073	15,885	1,113	17,887	810	14,713
N of Miss	123	1,610	96	1,578	77	964

Table 152: How much do you think people risk harming themselves (physically or in other ways) if they take one or two drinks of an alcoholic beverage (beer, wine, or liquor) nearly every day?

	Grade 6		Grade 8		Grade 11	
	County	State	County	State	County	State
No risk	8.0	9.2	8.6	9.6	10.9	9.9
Slight risk	18.9	20.2	29.9	26.1	22.3	25.2
Moderate risk	34.0	31.8	33.9	34.6	37.7	35.0
Great risk	39.1	38.9	27.6	29.7	29.1	29.9
N of Valid	1,089	16,032	1,119	17,997	820	14,802
N of Miss	107	1,462	89	1,468	66	874

Table 153: How much do you think people risk harming themselves (physically or in other ways) when they have five or more drinks of an alcoholic beverage once or twice a week?

	Grade 6		Grade 8		Grade 11	
	County	State	County	State	County	State
No risk	5.6	7.6	5.6	6.6	6.7	6.0
Slight risk	14.8	14.1	20.0	17.6	17.3	17.8
Moderate risk	30.6	31.2	38.4	35.5	34.9	36.0
Great risk	48.9	47.2	36.1	40.4	41.0	40.2
N of Valid	1,081	15,965	1,115	17,932	819	14,776
N of Miss	115	1,531	93	1,533	68	900

Table 154: How much do you think people risk harming themselves (physically or in other ways) if they try marijuana once or twice?

	Grade 6		Grade 8		Grade 11	
	County	State	County	State	County	State
No risk	6.5	9.1	19.6	19.6	34.4	34.0
Slight risk	18.0	16.5	26.6	26.5	31.2	31.0
Moderate risk	26.9	26.8	23.5	23.4	17.8	17.5
Great risk	48.6	47.5	30.3	30.5	16.6	17.6
N of Valid	1,064	15,820	1,112	17,838	811	14,706
N of Miss	132	1,676	97	1,627	76	970

Table 155: How much do you think people risk harming themselves (physically or in other ways) if they smoke marijuana once or twice a week?

	Grade 6		Grade 8		Grade 11	
	County	State	County	State	County	State
No risk	5.3	7.7	11.2	11.2	18.9	17.7
Slight risk	6.7	7.2	13.3	14.6	19.3	22.2
Moderate risk	18.5	19.0	24.6	24.0	26.3	27.0
Great risk	69.5	66.1	50.9	50.2	35.5	33.1
N of Valid	1,074	15,866	1,113	17,925	818	14,768
N of Miss	121	1,629	95	1,540	68	908

A.4.9 Communication about Substance Use

Table 156: During the past 12 months have you talked with at least one of your parents about the dangers of tobacco, alcohol, or drug use?

	Grade 6		Grade 8		Grade 11	
	County	State	County	State	County	State
Yes	68.8	66.2	63.9	64.9	65.4	64.8
No	23.6	26.0	30.1	28.9	28.4	30.2
Don't know or can't say	7.6	7.8	6.0	6.2	6.2	5.0
N of Valid	1,168	17,040	1,198	19,157	874	15,532
N of Miss	27	456	11	308	14	144

Table 157: During the past 12 months have you had a special class about drugs or alcohol in school?

	Grade 6		Grade 8		Grade 11	
	County	State	County	State	County	State
Yes	60.0	51.6	66.3	57.2	36.8	45.5
No	31.7	39.4	27.3	34.6	53.1	47.0
Don't know or can't say	8.3	9.0	6.4	8.2	10.2	7.6
N of Valid	1,160	17,053	1,196	19,138	876	15,522
N of Miss	35	442	13	327	11	154

Table 158: During the past 12 months do you recall hearing, reading, or watching an advertisement about prevention of substance abuse?

	Grade 6		Grade 8		Grade 11	
	County	State	County	State	County	State
Yes	54.3	47.7	71.7	67.1	80.4	76.8
No	21.4	25.0	14.6	17.4	11.2	13.5
Don't know or can't say	24.3	27.3	13.7	15.4	8.4	9.7
N of Valid	1,159	16,954	1,198	19,161	876	15,556
N of Miss	36	541	10	304	11	120

Table 159: Would you be more or less likely to want to work for an employer that tests its employees for drug or alcohol use on a random basis?

	Grade 6		Grade 8		Grade 11	
	County	State	County	State	County	State
More likely			36.2	34.1	32.6	30.8
Less likely			14.8	15.2	15.6	15.9
Would make no difference			37.8	36.5	48.5	48.0
Don't know or can't say			11.3	14.3	3.3	5.3
N of Valid	0	0	1,189	18,928	872	15,470
N of Miss	1,195	17,495	20	537	16	206

A.5 Antisocial Behavior

A.5.1 Antisocial Behavior

Table 160: During the past 12 months how many times were you in a physical fight on school property?

	Grade 6		Grade 8		Grade 11	
	County	State	County	State	County	State
0 times	79.3	78.4	79.0	78.6	89.0	89.9
1 time	12.1	11.6	11.6	11.8	7.6	5.9
2 or 3 times	5.8	6.0	6.0	5.9	1.7	2.3
4 or 5 times	0.6	1.7	1.0	1.4	0.6	0.6
6 or 7 times	1.0	0.6	0.5	0.6	0.2	0.3
8 or 9 times	0.4	0.4	0.4	0.4		0.1
10 or 11 times	0.4	0.3	0.2	0.2	0.1	0.1
12 or more times	0.5	1.0	1.2	1.2	0.6	0.8
N of Valid	1,136	16,496	1,169	18,491	801	15,068
N of Miss	61	999	39	974	87	607

Table 161: How many times in the past year (12 months) have you attacked someone with the idea of seriously hurting them?

	Grade 6		Grade 8		Grade 11	
	County	State	County	State	County	State
Never			82.9	84.0	89.0	86.9
1 or 2 times			12.6	11.8	8.1	9.7
3 to 5 times			1.7	1.9	1.4	1.6
6 to 9 times			0.4	0.8	0.5	0.7
10 to 19 times			0.8	0.4	0.3	0.4
20 to 29 times			0.3	0.2	0.4	0.2
30 to 39 times			0.2	0.1		0.1
40+ times			1.2	0.8	0.4	0.6
N of Valid	0	0	1,128	18,019	788	14,767
N of Miss	1,195	17,495	81	1,447	100	908

Table 162: How many times in the past year (12 months) have you been arrested?

	Grade 6		Grade 8		Grade 11	
	County	State	County	State	County	State
Never			93.9	94.2	93.0	93.8
1 or 2 times			4.3	4.0	5.5	4.4
3 to 5 times			0.9	0.8	0.4	0.8
6 to 9 times			0.2	0.3	0.3	0.3
10 to 19 times			0.2	0.2		0.1
20 to 29 times			0.1	0.1	0.3	0.1
30 to 39 times				0.1	0.3	0.1
40+ times			0.5	0.5	0.4	0.5
N of Valid	0	0	1,128	17,995	788	14,753
N of Miss	1,195	17,495	81	1,471	101	922

Table 163: How many times in the past year (12 months) have you carried a handgun?

	Grade 6		Grade 8		Grade 11	
	County	State	County	State	County	State
Never			94.8	94.3	91.7	93.8
1 or 2 times			2.5	3.0	3.8	2.6
3 to 5 times			1.1	0.8	0.8	1.1
6 to 9 times			0.4	0.5	1.4	0.6
10 to 19 times			0.3	0.3	0.3	0.5
20 to 29 times			0.2	0.2	0.8	0.4
30 to 39 times			0.1	0.1	0.6	0.1
40+ times			0.8	0.8	0.6	0.8
N of Valid	0	0	1,125	17,957	787	14,736
N of Miss	1,195	17,495	85	1,507	101	940

Table 164: How many times in the past year (12 months) have you sold illegal drugs?

	Grade 6		Grade 8		Grade 11	
	County	State	County	State	County	State
Never			94.5	94.8	91.4	90.8
1 or 2 times			2.0	2.3	4.2	3.7
3 to 5 times			1.3	0.9	1.0	1.7
6 to 9 times			0.4	0.4	0.5	0.9
10 to 19 times			0.5	0.3	0.4	0.7
20 to 29 times			0.2	0.3	1.2	0.7
30 to 39 times			0.4	0.1	0.5	0.3
40+ times			0.7	0.8	0.8	1.3
N of Valid	0	0	1,118	17,864	782	14,716
N of Miss	1,195	17,495	90	1,601	105	960

Table 165: How many times in the past year (12 months) have you stolen or tried to steal a motor vehicle such as a car or motorcycle?

	Grade 6		Grade 8		Grade 11	
	County	State	County	State	County	State
Never			97.4	97.7	97.5	97.4
1 or 2 times			1.3	1.2	1.1	1.2
3 to 5 times			0.2	0.2	0.4	0.4
6 to 9 times				0.2	0.1	0.2
10 to 19 times			0.1	0.1		0.1
20 to 29 times			0.1	0.1	0.3	0.1
30 to 39 times			0.2	0.1	0.4	0.1
40+ times			0.7	0.5	0.3	0.5
N of Valid	0	0	1,126	17,948	789	14,720
N of Miss	1,195	17,495	83	1,517	99	955

A.6 Parenting and Parental Attitudes

A.6.1 Family Management

Table 166: If you carried a handgun without your parents' permission, would you be caught by your parents?

	Grade 6		Grade 8		Grade 11	
	County	State	County	State	County	State
NO!	7.0	9.5	8.9	11.2	15.0	14.8
no	6.6	6.7	15.6	15.8	23.5	23.8
yes	16.8	16.6	22.9	23.5	25.0	23.9
YES!	69.7	67.2	52.6	49.5	36.6	37.6
N of Valid	1,144	16,766	1,176	18,787	861	15,266
N of Miss	52	729	32	678	25	410

Table 167: If you drank some beer or wine or liquor (for example, vodka, whiskey, or gin) without your parents' permission, would you be caught by your parents?

	Grade 6		Grade 8		Grade 11	
	County	State	County	State	County	State
NO!	7.7	9.0	11.3	13.7	18.7	19.3
no	10.3	9.8	27.7	26.8	42.4	42.3
yes	18.3	18.5	23.5	22.7	21.7	19.4
YES!	63.8	62.7	37.5	36.8	17.2	19.0
N of Valid	1,156	16,857	1,187	18,920	861	15,326
N of Miss	39	637	21	545	26	350

Table 168: If you skipped school would you be caught by your parents?

	Grade 6		Grade 8		Grade 11	
	County	State	County	State	County	State
NO!	4.2	6.2	4.2	6.6	12.0	10.3
no	5.6	5.8	11.5	11.5	23.5	24.2
yes	20.6	19.4	30.6	30.3	37.1	35.1
YES!	69.6	68.6	53.7	51.6	27.4	30.5
N of Valid	1,156	16,872	1,185	18,853	858	15,316
N of Miss	40	622	23	612	29	361

Table 169: My family has clear rules about alcohol and drug use.

	Grade 6		Grade 8		Grade 11	
	County	State	County	State	County	State
NO!	2.9	4.1	2.8	4.3	4.0	4.9
no	5.6	6.3	11.0	10.9	13.0	13.6
yes	16.7	17.1	29.2	27.3	37.4	35.5
YES!	74.9	72.5	57.0	57.4	45.6	46.0
N of Valid	1,147	16,782	1,179	18,809	860	15,300
N of Miss	49	714	29	657	26	376

Table 170: My parents ask if I've gotten my homework done.

	Grade 6		Grade 8		Grade 11	
	County	State	County	State	County	State
NO!	3.1	3.6	4.3	4.9	7.7	7.6
no	4.0	4.4	10.5	9.3	18.8	16.2
yes	25.7	25.3	33.7	33.8	39.3	38.6
YES!	67.2	66.7	51.5	52.0	34.2	37.6
N of Valid	1,151	16,874	1,184	18,905	866	15,346
N of Miss	45	621	25	560	22	330

Table 171: The rules in my family are clear.

	Grade 6		Grade 8		Grade 11	
	County	State	County	State	County	State
NO!	2.1	2.9	3.0	3.6	2.9	3.8
no	4.2	4.7	8.7	9.6	8.6	10.8
yes	25.6	25.3	37.8	36.3	49.0	43.8
YES!	68.1	67.2	50.5	50.5	39.5	41.6
N of Valid	1,137	16,620	1,163	18,590	859	15,168
N of Miss	57	875	46	874	28	509

Table 172: When I am not at home, one of my parents knows where I am and who I am with.

	Grade 6		Grade 8		Grade 11	
	County	State	County	State	County	State
NO!	2.9	3.7	3.2	4.4	5.0	4.7
no	4.6	4.7	11.3	10.1	13.5	13.6
yes	23.4	24.0	38.3	37.3	45.7	44.3
YES!	69.1	67.6	47.2	48.2	35.8	37.3
N of Valid	1,150	16,927	1,191	18,922	862	15,329
N of Miss	45	568	19	542	25	347

Table 173: Would your parents know if you did not come home on time?

	Grade 6		Grade 8		Grade 11	
	County	State	County	State	County	State
NO!	2.8	3.7	3.3	3.8	4.5	4.7
no	7.3	7.7	13.7	13.0	14.3	14.6
yes	25.8	26.4	36.4	36.1	42.9	41.8
YES!	64.1	62.2	46.6	47.1	38.3	38.9
N of Valid	1,153	16,872	1,183	18,878	869	15,344
N of Miss	42	622	26	587	18	332

A.6.2 Parental Attitudes towards Substance Use

Table 174: How wrong do your parents feel it would be for you to smoke cigarettes?

	Grade 6		Grade 8		Grade 11	
	County	State	County	State	County	State
Very wrong	95.0	94.3	84.6	85.6	74.1	74.5
Wrong	4.0	4.4	12.7	11.0	20.1	17.9
A little bit wrong	0.5	0.7	2.0	2.2	3.7	5.0
Not wrong at all	0.5	0.6	0.8	1.2	2.2	2.6
N of Valid	1,105	16,274	1,122	18,133	821	14,840
N of Miss	91	1,221	86	1,332	65	837

Table 175: How wrong do your parents feel it would be for you to drink beer, wine or hard liquor (for example, vodka, whiskey or gin) regularly (at least once or twice a month)?

	Grade 6		Grade 8		Grade 11	
	County	State	County	State	County	State
Very wrong	88.1	88.8	67.2	71.4	46.7	52.1
Wrong	8.8	7.9	21.0	18.9	28.4	27.3
A little bit wrong	2.0	2.4	8.9	7.6	16.7	15.0
Not wrong at all	1.1	1.0	2.9	2.1	8.2	5.7
N of Valid	1,104	16,297	1,125	18,146	820	14,830
N of Miss	92	1,197	83	1,319	67	846

Table 176: How wrong do your parents feel it would be for you to smoke marijuana?

	Grade 6		Grade 8		Grade 11	
	County	State	County	State	County	State
Very wrong	96.8	96.4	83.5	84.8	73.4	72.8
Wrong	2.1	2.2	10.3	9.4	14.3	15.5
A little bit wrong	0.6	0.7	4.0	4.0	7.8	7.7
Not wrong at all	0.5	0.7	2.2	1.9	4.4	4.1
N of Valid	1,100	16,211	1,113	17,953	816	14,744
N of Miss	96	1,284	96	1,511	70	933

A.6.3 Parental Attitudes towards Antisocial Behavior

Table 177: How wrong do your parents feel it would be for you to draw graffiti, or write things or draw pictures on buildings or other property (without the owner's permission)?

	Grade 6		Grade 8		Grade 11	
	County	State	County	State	County	State
Very wrong	85.5	84.9	75.2	76.1	73.0	73.0
Wrong	11.9	11.8	18.1	17.6	21.1	20.1
A little bit wrong	1.9	2.2	4.9	4.6	3.6	4.8
Not wrong at all	0.7	1.1	1.9	1.7	2.3	2.1
N of Valid	1,102	16,252	1,119	18,003	815	14,788
N of Miss	92	1,242	90	1,461	71	888

Table 178: How wrong do your parents feel it would be for you to pick a fight with someone?

	Grade 6		Grade 8		Grade 11	
	County	State	County	State	County	State
Very wrong	57.2	60.7	39.8	43.9	43.3	44.8
Wrong	32.2	27.9	34.0	33.3	37.2	34.7
A little bit wrong	8.4	9.1	20.8	18.6	16.1	16.8
Not wrong at all	2.1	2.3	5.5	4.2	3.4	3.6
N of Valid	1,101	16,224	1,119	18,052	820	14,808
N of Miss	94	1,271	89	1,412	67	868

Table 179: How wrong do your parents feel it would be for you to steal something worth more than \$5?

	Grade 6		Grade 8		Grade 11	
	County	State	County	State	County	State
Very wrong	85.8	83.6	77.1	76.4	82.4	77.9
Wrong	11.6	13.5	18.3	18.4	15.8	17.8
A little bit wrong	1.8	2.0	3.2	3.8	0.9	3.1
Not wrong at all	0.7	0.9	1.4	1.4	1.0	1.3
N of Valid	1,100	16,244	1,125	18,090	822	14,828
N of Miss	95	1,251	84	1,375	64	847

A.7 Influence of Friendships

A.7.1 Friends' Drug Use

Table 180: In the past year (12 months), how many of your best friends have smoked cigarettes?

	Grade 6		Grade 8		Grade 11	
	County	State	County	State	County	State
None of my friends	87.8	88.1	66.3	68.4	52.3	53.8
1 of my friends	6.8	7.0	15.2	13.9	19.1	17.6
2 of my friends	2.5	2.4	8.0	7.2	11.7	11.1
3 of my friends	0.9	0.8	3.5	3.7	6.5	6.1
4 of my friends	2.0	1.7	7.0	6.8	10.3	11.4
N of Valid	1,168	17,034	1,193	19,011	873	15,393
N of Miss	27	462	15	453	13	283

Table 181: In the past year (12 months), how many of your best friends have tried beer, wine or hard liquor (for example, vodka, whiskey or gin) when their parents didn't know about it?

	Grade 6		Grade 8		Grade 11	
	County	State	County	State	County	State
None of my friends	81.5	84.0	54.4	56.2	31.0	33.7
1 of my friends	10.2	9.0	16.2	15.6	17.1	16.3
2 of my friends	4.4	3.4	11.0	10.6	11.0	14.4
3 of my friends	1.2	1.4	6.5	6.4	12.4	10.8
4 of my friends	2.7	2.2	12.0	11.2	28.4	24.8
N of Valid	1,165	16,980	1,188	18,952	870	15,391
N of Miss	31	516	21	513	18	285

Table 182: In the past year (12 months), how many of your best friends have used marijuana?

	Grade 6		Grade 8		Grade 11	
	County	State	County	State	County	State
None of my friends	91.1	92.0	62.3	63.8	42.7	42.3
1 of my friends	4.9	4.3	13.7	12.6	15.2	15.4
2 of my friends	1.5	1.4	6.5	6.9	11.9	12.5
3 of my friends	0.6	0.8	5.2	5.1	8.5	8.4
4 of my friends	1.9	1.5	12.4	11.5	21.7	21.4
N of Valid	1,160	16,946	1,193	18,964	871	15,388
N of Miss	35	549	16	501	16	288

Table 183: In the past year (12 months), how many of your best friends have used LSD, cocaine, amphetamines, or other illegal drugs?

	Grade 6		Grade 8		Grade 11	
	County	State	County	State	County	State
None of my friends	96.6	96.4	88.0	90.1	86.5	84.1
1 of my friends	2.1	2.1	6.5	5.3	6.8	8.0
2 of my friends	0.4	0.6	2.5	2.0	3.6	3.5
3 of my friends	0.1	0.3	0.8	0.9	1.4	1.4
4 of my friends	0.8	0.6	2.1	1.7	1.8	3.0
N of Valid	1,163	16,966	1,192	18,939	871	15,369
N of Miss	32	528	17	526	15	309

A.7.2 Friends' Delinquent Behaviors

Table 184: In the past year (12 months), how many of your best friends have been arrested?

	Grade 6		Grade 8		Grade 11	
	County	State	County	State	County	State
None of my friends	90.7	92.1	77.9	81.0	79.4	78.6
1 of my friends	5.2	5.0	13.0	11.0	11.9	12.0
2 of my friends	1.6	1.5	4.4	4.2	4.2	4.9
3 of my friends	0.8	0.4	2.3	1.6	2.4	1.9
4 of my friends	1.7	1.0	2.3	2.2	2.2	2.6
N of Valid	1,183	17,249	1,199	19,206	882	15,568
N of Miss	12	246	9	260	5	108

Table 185: In the past year (12 months), how many of your best friends have been suspended from school?

	Grade 6		Grade 8		Grade 11	
	County	State	County	State	County	State
None of my friends	71.3	66.3	50.2	53.0	60.6	64.9
1 of my friends	17.7	20.4	24.5	22.3	17.7	18.0
2 of my friends	6.1	6.8	11.4	11.1	10.5	8.2
3 of my friends	1.8	2.8	5.6	5.2	3.6	3.4
4 of my friends	3.1	3.8	8.3	8.5	7.6	5.6
N of Valid	1,178	17,217	1,197	19,180	878	15,559
N of Miss	17	278	12	284	9	118

Table 186: In the past year (12 months), how many of your best friends have carried a handgun?

	Grade 6		Grade 8		Grade 11	
	County	State	County	State	County	State
None of my friends	94.9	95.4	91.7	91.9	90.9	89.6
1 of my friends	2.2	2.7	4.5	4.6	4.4	5.4
2 of my friends	1.0	0.9	1.6	1.4	1.2	2.1
3 of my friends	0.4	0.3	0.7	0.7	0.8	0.8
4 of my friends	1.4	0.8	1.5	1.4	2.6	2.0
N of Valid	1,176	17,173	1,195	19,114	882	15,547
N of Miss	20	323	14	350	5	129

Table 187: In the past year (12 months), how many of your best friends have dropped out of school?

	Grade 6		Grade 8		Grade 11	
	County	State	County	State	County	State
None of my friends	91.9	91.6	88.7	87.9	77.2	76.0
1 of my friends	5.8	6.0	8.2	7.6	14.4	14.8
2 of my friends	1.1	1.3	1.2	2.3	5.1	5.0
3 of my friends	0.3	0.3	0.8	0.9	1.6	2.0
4 of my friends	1.0	0.7	1.1	1.4	1.7	2.3
N of Valid	1,178	17,181	1,189	19,060	876	15,493
N of Miss	19	315	19	405	10	182

Table 188: In the past year (12 months), how many of your best friends have sold illegal drugs?

	Grade 6		Grade 8		Grade 11	
	County	State	County	State	County	State
None of my friends	94.5	95.1	75.3	77.5	67.0	66.6
1 of my friends	3.6	3.0	11.0	10.7	14.4	14.0
2 of my friends	0.7	0.8	6.0	4.8	6.9	7.2
3 of my friends	0.6	0.4	2.3	2.3	4.6	4.0
4 of my friends	0.6	0.7	5.4	4.6	7.1	8.1
N of Valid	1,163	17,110	1,191	18,979	874	15,482
N of Miss	32	385	18	486	13	196

Table 189: In the past year (12 months), how many of your best friends have stolen or tried to steal a motor vehicle such as a car or motorcycle?

	Grade 6		Grade 8		Grade 11	
	County	State	County	State	County	State
None of my friends	96.3	96.7	90.8	92.6	91.7	92.4
1 of my friends	2.7	2.2	5.4	4.5	5.0	4.4
2 of my friends	0.8	0.5	2.2	1.4	1.3	1.6
3 of my friends	0.1	0.2	0.5	0.4	0.6	0.6
4 of my friends	0.2	0.4	1.1	1.0	1.5	0.9
N of Valid	1,181	17,225	1,200	19,198	879	15,557
N of Miss	15	269	9	266	8	119

A.7.3 Rewards for Antisocial Involvement

Table 190: What are the chances you would be seen as cool if you began drinking alcoholic beverages regularly, that is, at least once or twice a month?

	Grade 6		Grade 8		Grade 11	
	County	State	County	State	County	State
No or very little chance	76.8	79.9	57.2	58.9	45.5	49.0
Little chance	13.3	11.7	22.7	20.1	19.6	20.0
Some chance	5.6	4.8	10.7	12.3	19.7	16.6
Pretty good chance	2.1	2.0	5.5	5.6	11.0	9.8
Very good chance	2.1	1.6	3.9	3.1	4.2	4.7
N of Valid	1,174	17,141	1,193	19,153	879	15,512
N of Miss	21	354	15	312	7	165

Table 191: What are the chances you would be seen as cool if you smoked marijuana?

	Grade 6		Grade 8		Grade 11	
	County	State	County	State	County	State
No or very little chance	84.3	85.8	58.8	59.6	50.3	50.6
Little chance	6.8	6.4	14.8	14.4	17.8	16.6
Some chance	3.2	2.9	11.5	11.0	15.9	14.8
Pretty good chance	2.2	1.9	6.4	7.6	10.1	10.1
Very good chance	3.5	3.0	8.5	7.4	5.8	7.9
N of Valid	1,167	17,069	1,196	19,109	878	15,500
N of Miss	28	425	12	356	9	176

Table 192: What are the chances you would be seen as cool if you carried a handgun?

	Grade 6		Grade 8		Grade 11	
	County	State	County	State	County	State
No or very little chance	84.0	84.7	80.4	78.9	82.8	83.2
Little chance	8.4	8.7	11.4	11.9	8.9	9.3
Some chance	3.8	3.3	3.8	4.8	4.3	3.9
Pretty good chance	1.8	1.6	1.8	2.2	1.5	1.5
Very good chance	2.0	1.8	2.8	2.1	2.5	2.2
N of Valid	1,172	17,102	1,196	19,141	880	15,520
N of Miss	23	393	13	325	7	156

Table 193: What are the chances you would be seen as cool if you smoked cigarettes?

	Grade 6		Grade 8		Grade 11	
	County	State	County	State	County	State
No or very little chance	82.2	83.7	70.6	69.7	71.4	71.3
Little chance	8.8	8.7	14.6	15.5	16.9	15.2
Some chance	4.2	3.7	7.4	8.2	8.4	7.9
Pretty good chance	2.3	2.0	4.8	4.2	2.0	3.4
Very good chance	2.6	1.9	2.7	2.4	1.2	2.2
N of Valid	1,172	17,114	1,193	19,121	882	15,526
N of Miss	22	381	14	343	5	150

A.7.4 Attitudes towards Student Substance Use

Table 194: How wrong do you think it is for someone your age to smoke one or more packs of cigarettes a day?

	Grade 6		Grade 8		Grade 11	
	County	State	County	State	County	State
Very wrong	92.7	91.4	76.4	78.6	66.3	67.6
Wrong	6.5	6.6	16.0	14.6	23.1	20.9
A little bit wrong	0.7	1.2	5.3	4.4	7.1	7.7
Not wrong at all	0.2	0.8	2.3	2.4	3.6	3.9
N of Valid	1,172	17,200	1,194	19,150	872	15,490
N of Miss	23	295	14	314	14	186

Table 195: How wrong do you think it is for someone your age to have one or two drinks of an alcoholic beverage nearly every day?

	Grade 6		Grade 8		Grade 11	
	County	State	County	State	County	State
Very wrong	83.2	82.9	57.8	60.5	44.1	49.4
Wrong	12.9	12.3	25.2	24.1	35.2	30.3
A little bit wrong	3.0	3.4	12.6	10.9	13.6	14.2
Not wrong at all	0.9	1.3	4.5	4.4	7.1	6.2
N of Valid	1,178	17,250	1,200	19,231	883	15,573
N of Miss	16	245	8	233	4	103

Table 196: How wrong do you think it is for someone your age to try marijuana once or twice?

	Grade 6		Grade 8		Grade 11	
	County	State	County	State	County	State
Very wrong	84.9	85.8	54.1	56.7	33.1	35.9
Wrong	11.4	10.1	19.6	19.9	20.4	20.5
A little bit wrong	2.7	2.6	13.1	12.4	19.8	19.2
Not wrong at all	0.9	1.5	13.2	11.0	26.7	24.4
N of Valid	1,168	17,137	1,197	19,196	878	15,552
N of Miss	27	358	12	269	9	124

Table 197: How wrong do you think it is for someone your age to use marijuana once a month or more?

	Grade 6		Grade 8		Grade 11	
	County	State	County	State	County	State
Very wrong	85.9	85.7	59.3	61.3	38.2	40.8
Wrong	11.2	10.2	19.5	18.9	23.0	21.5
A little bit wrong	2.1	2.6	10.8	10.4	17.8	17.3
Not wrong at all	0.9	1.5	10.4	9.4	21.0	20.5
N of Valid	1,167	17,146	1,198	19,239	880	15,590
N of Miss	28	348	11	226	6	86

A.8 Community Laws and Norms

A.8.1 Norms about Kids' Drug Use

Table 198: How wrong would most adults (over 21) in your neighborhood think it is for kids your age to drink alcohol?

	Grade 6		Grade 8		Grade 11	
	County	State	County	State	County	State
Very wrong	74.2	73.0	49.1	51.6	26.5	31.9
Wrong	18.5	19.6	33.2	31.3	43.3	40.9
A little bit wrong	5.3	5.4	13.1	13.4	25.3	22.2
Not wrong at all	2.0	2.0	4.6	3.7	4.9	5.0
N of Valid	1,116	16,478	1,136	18,378	830	14,961
N of Miss	80	1,016	73	1,087	57	714

Table 199: How wrong would most adults (over 21) in your neighborhood think it is for kids your age to smoke cigarettes?

	Grade 6		Grade 8		Grade 11	
	County	State	County	State	County	State
Very wrong	80.0	77.5	60.9	61.2	35.4	41.1
Wrong	13.9	16.2	27.8	26.5	43.3	37.3
A little bit wrong	4.7	4.3	7.8	8.9	16.1	16.5
Not wrong at all	1.5	2.0	3.6	3.4	5.2	5.1
N of Valid	1,118	16,449	1,135	18,339	830	14,946
N of Miss	77	1,046	74	1,126	57	732

Table 200: How wrong would most adults (over 21) in your neighborhood think it is for kids your age to use marijuana?

	Grade 6		Grade 8		Grade 11	
	County	State	County	State	County	State
Very wrong	89.2	87.8	69.4	69.3	50.8	50.9
Wrong	7.1	8.2	18.1	17.8	28.5	29.1
A little bit wrong	2.6	2.2	7.9	8.5	13.0	14.0
Not wrong at all	1.2	1.8	4.5	4.3	7.7	6.0
N of Valid	1,117	16,417	1,135	18,346	831	14,941
N of Miss	79	1,078	74	1,119	57	736

A.8.2 Community Law Enforcement

Table 201: If a kid drank some beer, wine or hard liquor (for example, vodka, whiskey, or gin) in your neighborhood would he or she be caught by the police?

	Grade 6		Grade 8		Grade 11	
	County	State	County	State	County	State
NO!	7.2	7.9	13.0	17.3	22.3	21.6
no	27.4	26.2	48.5	46.8	59.7	57.7
yes	35.1	37.1	28.3	24.6	13.2	15.3
YES!	30.3	28.9	10.2	11.3	4.7	5.3
N of Valid	1,055	15,540	1,081	17,592	802	14,552
N of Miss	141	1,954	127	1,873	85	1,124

Table 202: If a kid smoked marijuana in your neighborhood would he or she be caught by the police?

	Grade 6		Grade 8		Grade 11	
	County	State	County	State	County	State
NO!	5.5	7.2	14.6	17.8	24.5	23.8
no	19.8	18.3	39.6	38.8	54.1	51.9
yes	33.6	34.3	27.5	26.5	14.8	17.4
YES!	41.1	40.1	18.3	16.8	6.7	6.8
N of Valid	1,084	15,895	1,107	17,740	812	14,695
N of Miss	111	1,601	102	1,725	75	982

A.9 Risk and Protective Factors

A.9.1 Risk and Protective Factors

Table 203: Transitions and mobility (risk)

	Grade 6		Grade 8		Grade 11	
	County	State	County	State	County	State
Below Cutoff	28.3	48.4	47.8	57.9	50.8	58.1
Above Cutoff	71.7	51.6	52.2	42.1	49.2	41.9
N of Valid	1,092	15,933	1,127	17,984	790	14,743
N of Miss	103	1,562	82	1,482	97	933

Table 204: Laws and norms favorable to drug use (risk)

	Grade 6		Grade 8		Grade 11	
	County	State	County	State	County	State
Below Cutoff	67.9	65.9	72.7	71.7	64.5	67.3
Above Cutoff	32.1	34.1	27.3	28.3	35.5	32.7
N of Valid	1,094	16,051	1,111	17,838	817	14,714
N of Miss	101	1,445	98	1,627	70	962

Table 205: Perceived availability of drugs (risk)

	Grade 6		Grade 8		Grade 11	
	County	State	County	State	County	State
Below Cutoff	72.4	76.0	66.9	67.2	62.2	62.8
Above Cutoff	27.6	24.0	33.1	32.8	37.8	37.2
N of Valid	1,161	16,913	1,193	19,087	875	15,511
N of Miss	34	581	16	378	11	165

Table 206: Poor family management (risk)

	Grade 6		Grade 8		Grade 11	
	County	State	County	State	County	State
Below Cutoff	61.3	59.1	59.0	56.0	61.1	62.5
Above Cutoff	38.7	40.9	41.0	44.0	38.9	37.5
N of Valid	1,169	17,057	1,193	19,085	869	15,442
N of Miss	26	438	16	380	17	234

Table 207: Parental attitudes toward substance use (risk)

	Grade 6		Grade 8		Grade 11	
	County	State	County	State	County	State
Below Cutoff	85.7	86.8	64.1	66.7	42.4	47.2
Above Cutoff	14.3	13.2	35.9	33.3	57.6	52.8
N of Valid	1,106	16,307	1,126	18,175	821	14,853
N of Miss	90	1,188	83	1,290	65	823

Table 208: Parental attitudes toward antisocial behavior (risk)

	Grade 6		Grade 8		Grade 11	
	County	State	County	State	County	State
Below Cutoff	52.6	55.7	35.6	39.8	40.0	40.7
Above Cutoff	47.4	44.3	64.4	60.2	60.0	59.3
N of Valid	1,103	16,290	1,124	18,128	821	14,844
N of Miss	92	1,205	85	1,336	65	831

Table 209: Academic failure (risk)

	Grade 6		Grade 8		Grade 11	
	County	State	County	State	County	State
Below Cutoff	60.3	57.6	52.5	54.8	64.3	57.5
Above Cutoff	39.7	42.4	47.5	45.2	35.7	42.5
N of Valid	1,124	16,533	1,179	18,859	874	15,387
N of Miss	71	962	30	606	13	288

Table 210: Low commitment to school (risk)

	Grade 6		Grade 8		Grade 11	
	County	State	County	State	County	State
Below Cutoff	60.6	61.2	59.1	61.8	61.8	57.8
Above Cutoff	39.4	38.8	40.9	38.2	38.2	42.2
N of Valid	1,118	16,282	1,134	18,274	816	14,899
N of Miss	77	1,213	74	1,191	70	777

Table 211: School opportunities for prosocial involvement (protective)

	Grade 6		Grade 8		Grade 11	
	County	State	County	State	County	State
Below Cutoff	31.7	36.1	31.7	33.6	29.2	31.3
Above Cutoff	68.3	63.9	68.3	66.4	70.8	68.7
N of Valid	1,091	15,951	1,126	18,017	797	14,793
N of Miss	105	1,543	83	1,448	90	883

Table 212: School rewards for prosocial involvment (protective)

	Grade 6		Grade 8		Grade 11	
	County	State	County	State	County	State
Below Cutoff	47.6	43.8	42.7	42.8	44.2	46.0
Above Cutoff	52.4	56.2	57.3	57.2	55.8	54.0
N of Valid	1,087	15,898	1,124	17,961	797	14,759
N of Miss	109	1,597	84	1,504	90	916

Table 213: Perceived risks of substance use (risk)

	Grade 6		Grade 8		Grade 11	
	County	State	County	State	County	State
Below Cutoff	71.0	67.4	50.3	50.2	51.7	48.9
Above Cutoff	29.0	32.6	49.7	49.8	48.3	51.1
N of Valid	1,075	15,937	1,116	17,955	815	14,776
N of Miss	121	1,559	93	1,510	72	900

Table 214: Friends' use of drugs (risk)

	Grade 6		Grade 8		Grade 11	
	County	State	County	State	County	State
Below Cutoff	77.6	79.2	64.6	64.9	66.7	68.3
Above Cutoff	22.4	20.8	35.4	35.1	33.3	31.7
N of Valid	1,164	17,009	1,194	18,984	871	15,392
N of Miss	31	487	15	481	16	284

Table 215: Friends' delinquent behavior (risk)

	Grade 6		Grade 8		Grade 11	
	County	State	County	State	County	State
Below Cutoff	65.7	61.9	43.7	45.6	44.9	46.1
Above Cutoff	34.3	38.1	56.3	54.4	55.1	53.9
N of Valid	1,182	17,266	1,203	19,230	882	15,594
N of Miss	13	229	6	235	5	83

Table 216: Peer rewards for antisocial behavior (risk)

	Grade 6		Grade 8		Grade 11	
	County	State	County	State	County	State
Below Cutoff	68.7	71.6	56.6	57.0	62.7	64.8
Above Cutoff	31.3	28.4	43.4	43.0	37.3	35.2
N of Valid	1,173	17,122	1,197	19,143	883	15,523
N of Miss	22	373	12	322	5	154

Table 217: Attitudes toward antisocial behavior (risk)

	Grade 6		Grade 8		Grade 11	
	County	State	County	State	County	State
Below Cutoff	47.2	49.0	59.3	60.8	54.3	58.9
Above Cutoff	52.8	51.0	40.7	39.2	45.7	41.1
N of Valid	1,177	17,221	1,198	19,217	881	15,577
N of Miss	19	273	11	248	6	98

B SWS QUESTIONNAIRES

Oregon Student Wellness Survey for Grade 6



1. The survey is completely voluntary and anonymous. DO NOT put your name on the questionnaire.

2. This is not a test, so there are no right or wrong answers. We would like you to work quickly so you can finish.

3. All of the questions should be answered by completely filling in one of the answer spaces. If you do not find an answer that fits exactly, use the one that comes closest. If any question does not apply to you, or you are not sure what it means, just leave it blank. You can skip any question that you do not wish to answer.

4. For questions that have the following answers: **NO! no yes YES!**

Mark (the BIG) **YES!** if you think the statement is **DEFINITELY TRUE** for you.

Mark (the little) **yes** if you think the statement is **MOSTLY TRUE** for you.

Mark (the little) **no** if you think the statement is **MOSTLY NOT TRUE** for you.

Mark (the BIG) **NO!** if you think the statement is **DEFINITELY NOT TRUE** for you.

Example: Chocolate is the best ice cream flavor.

NO! no yes YES!

In the example above, that student marked “yes” because he or she thinks the statement is mostly true.

5. Please mark only one answer for each question by completely filling in the oval with a #2 pencil.

1. How old are you?

- 10 years old
- 11 years old
- 12 years old
- 13 years old
- 14 years old

2. What is your sex?

- Female
- Male

3. In what grade are you?

- 5th
- 6th
- 7th
- 8th

4. What is your race?

- American Indian or Alaska Native
- Asian
- Black or African American
- Native or Other Pacific Islander
- White

5. Are you Hispanic or Latino?

- Yes
- No

6. What is the language you use most often at home?

- English
- Spanish
- Another language

7. Are your school grades better than the grades of most students in your class?

- NO!
- no
- yes
- YES!

8. Putting them all together, what were your grades like last year?

- Mostly F's
- Mostly D's
- Mostly C's
- Mostly B's
- Mostly A's

PLEASE DO NOT WRITE IN THIS AREA

[SERIAL]

How wrong do you think it is for someone your age to...	Not wrong at all		
	A little bit wrong		Wrong
	Very wrong		
9. attack someone with the idea of seriously hurting him or her?	<input type="radio"/>	<input type="radio"/>	<input type="radio"/>
10. pick a fight with someone?	<input type="radio"/>	<input type="radio"/>	<input type="radio"/>
11. stay away from school all day when their parents think they are at school?	<input type="radio"/>	<input type="radio"/>	<input type="radio"/>
12. take a handgun to school?	<input type="radio"/>	<input type="radio"/>	<input type="radio"/>
13. steal anything worth more than \$5?	<input type="radio"/>	<input type="radio"/>	<input type="radio"/>
14. have one or two drinks of an alcoholic beverage nearly every day?	<input type="radio"/>	<input type="radio"/>	<input type="radio"/>
15. smoke one or more packs of cigarettes a day?	<input type="radio"/>	<input type="radio"/>	<input type="radio"/>
16. try marijuana or hashish once or twice?	<input type="radio"/>	<input type="radio"/>	<input type="radio"/>
17. use marijuana once a month or more?	<input type="radio"/>	<input type="radio"/>	<input type="radio"/>

Think of your four best friends (the friends you feel closest to). In the past 12 months, how many of your best friends have...	4 of my friends			
	3 of my friends			1 of my friends
	2 of my friends		None of my friends	
	1 of my friends			
18. been arrested?	<input type="radio"/>	<input type="radio"/>	<input type="radio"/>	<input type="radio"/>
19. been suspended from school?	<input type="radio"/>	<input type="radio"/>	<input type="radio"/>	<input type="radio"/>
20. carried a handgun?	<input type="radio"/>	<input type="radio"/>	<input type="radio"/>	<input type="radio"/>
21. dropped out of school?	<input type="radio"/>	<input type="radio"/>	<input type="radio"/>	<input type="radio"/>
22. sold marijuana or illegal drugs?	<input type="radio"/>	<input type="radio"/>	<input type="radio"/>	<input type="radio"/>
23. stolen or tried to steal a motor vehicle such as a car or motorcycle?	<input type="radio"/>	<input type="radio"/>	<input type="radio"/>	<input type="radio"/>

What are the chances you would be seen as cool if you...	Very good chance			
	Pretty good chance			Little chance
	Some chance		No or very little chance	
	1 of 2 times			
24. began drinking alcoholic beverages regularly, that is, at least once or twice a month?	<input type="radio"/>	<input type="radio"/>	<input type="radio"/>	<input type="radio"/>
25. carried a handgun?	<input type="radio"/>	<input type="radio"/>	<input type="radio"/>	<input type="radio"/>
26. smoked cigarettes?	<input type="radio"/>	<input type="radio"/>	<input type="radio"/>	<input type="radio"/>
27. smoked marijuana?	<input type="radio"/>	<input type="radio"/>	<input type="radio"/>	<input type="radio"/>

During the past 12 months...	Don't know or can't say	
	Yes	No
28. do you recall hearing, reading, or watching an advertisement about prevention of substance abuse?	<input type="radio"/>	<input type="radio"/>
29. have you had a special class about drugs or alcohol in school?	<input type="radio"/>	<input type="radio"/>
30. have you talked with at least one of your parents about the dangers of tobacco, alcohol, or drug use? By parents we mean either your biological parents, adoptive parents, stepparents, or adult guardians, whether or not they live with you.	<input type="radio"/>	<input type="radio"/>

If you wanted to get...	Very easy			
	Somewhat hard			Very hard
	Sort of easy		Very hard	
1 or 2 times				
31. some beer, wine or hard liquor (for example, vodka, whiskey, or gin), how easy would it be for you to get some?	<input type="radio"/>	<input type="radio"/>	<input type="radio"/>	<input type="radio"/>
32. some cigarettes, how easy would it be for you to get some?	<input type="radio"/>	<input type="radio"/>	<input type="radio"/>	<input type="radio"/>
33. some marijuana, how easy would it be for you to get some?	<input type="radio"/>	<input type="radio"/>	<input type="radio"/>	<input type="radio"/>
34. a drug like cocaine, LSD, or amphetamines, how easy would it be for you to get some?	<input type="radio"/>	<input type="radio"/>	<input type="radio"/>	<input type="radio"/>

During your life, how many times have you...	40 or more times			
	20 to 39 times			0 times
	10 to 19 times		1 or 2 times	
	3 to 9 times			
35. sniffed glue, breathed the contents of aerosol spray cans, or inhaled any paints or sprays to get high?	<input type="radio"/>	<input type="radio"/>	<input type="radio"/>	<input type="radio"/>
36. taken steroid pills or shots without a doctor's prescription?	<input type="radio"/>	<input type="radio"/>	<input type="radio"/>	<input type="radio"/>
37. used any form of cocaine, including powder, crack, or freebase?	<input type="radio"/>	<input type="radio"/>	<input type="radio"/>	<input type="radio"/>
38. used ecstasy (also called MDMA)?	<input type="radio"/>	<input type="radio"/>	<input type="radio"/>	<input type="radio"/>
39. used heroin (also called smack, junk, or China White)?	<input type="radio"/>	<input type="radio"/>	<input type="radio"/>	<input type="radio"/>
40. used methamphetamines (also called speed, crystal, crank, or ice)?	<input type="radio"/>	<input type="radio"/>	<input type="radio"/>	<input type="radio"/>

During the past 30 days, on how many days did you...

	1 or 2 days	3 to 5 days	6 to 9 days	10 to 19 days	20 to 29 days	All 30 days
41. have at least one drink of alcohol?	<input type="radio"/>	<input type="radio"/>	<input type="radio"/>	<input type="radio"/>	<input type="radio"/>	<input type="radio"/>
42. have 5 or more drinks of alcohol in a row, that is, within a couple of hours?	<input type="radio"/>	<input type="radio"/>	<input type="radio"/>	<input type="radio"/>	<input type="radio"/>	<input type="radio"/>
43. smoke cigarettes?	<input type="radio"/>	<input type="radio"/>	<input type="radio"/>	<input type="radio"/>	<input type="radio"/>	<input type="radio"/>
44. use other tobacco products?	<input type="radio"/>	<input type="radio"/>	<input type="radio"/>	<input type="radio"/>	<input type="radio"/>	<input type="radio"/>
45. use marijuana?	<input type="radio"/>	<input type="radio"/>	<input type="radio"/>	<input type="radio"/>	<input type="radio"/>	<input type="radio"/>
46. sniff glue, breathe the contents of aerosol spray cans, or inhale any paints or sprays to get high?	<input type="radio"/>	<input type="radio"/>	<input type="radio"/>	<input type="radio"/>	<input type="radio"/>	<input type="radio"/>

47. During the past 30 days, what type of alcohol did you usually drink? Select only one response.

- I did not drink alcohol during the past 30 days.
- I do not have a usual type.
- Beer.
- Flavored beverages (such as Smirnoff, Bacardi Silver, and Hard Lemonade).
- Wine coolers (such as Bartles and Jaymes or Seagrams Wine).
- Wine.
- Liquor (such as vodka, rum, scotch, bourbon, or whiskey).
- Some other type.

48. During the past 30 days, how did you usually get the alcohol you drank? Select only one response.

- I did not drink alcohol during the past 30 days.
- I bought it in a store such as a convenience store, supermarket, discount store, or gas station.
- I bought it at a restaurant, bar or club.
- I bought it at a public event such as a concert or sporting event.
- I gave someone else money to buy it for me.
- I got it from friends 21 or older.
- I got it from friends under 21.
- I took it from a store or family member.
- I got it some other way.

49. In the last 12 months, which of the following have you experienced? Please mark all that apply.

- I did not drink alcohol in the last 12 months.
- Missed school or class because of drinking alcohol.
- Gotten sick to your stomach because of drinking alcohol.
- Not been able to remember what happened while you were drinking alcohol.
- Later regretted something you did while drinking alcohol.
- Worried that you drank alcohol too much or too often.

50. During the past 30 days, how many times did you use marijuana?

- 0 times
- 1 or 2 times
- 3 to 9 times
- 10 to 19 times
- 20 to 39 times
- 40 or more times

How old were you when you...

	Never have	8 Years old	9 Years old	10 Years old	11 Years old	12 Years old	13 Years old
51. first began drinking alcoholic beverages regularly, that is at least once or twice a month?	<input type="radio"/>	<input type="radio"/>	<input type="radio"/>	<input type="radio"/>	<input type="radio"/>	<input type="radio"/>	<input type="radio"/>
52. had your first drink of alcohol other than a few sips?	<input type="radio"/>	<input type="radio"/>	<input type="radio"/>	<input type="radio"/>	<input type="radio"/>	<input type="radio"/>	<input type="radio"/>
53. smoked a whole cigarette for the first time?	<input type="radio"/>	<input type="radio"/>	<input type="radio"/>	<input type="radio"/>	<input type="radio"/>	<input type="radio"/>	<input type="radio"/>
54. first used tobacco products other than cigarettes such as snuff, chewing tobacco, and smoking tobacco from a pipe?	<input type="radio"/>	<input type="radio"/>	<input type="radio"/>	<input type="radio"/>	<input type="radio"/>	<input type="radio"/>	<input type="radio"/>
55. tried marijuana for the first time?	<input type="radio"/>	<input type="radio"/>	<input type="radio"/>	<input type="radio"/>	<input type="radio"/>	<input type="radio"/>	<input type="radio"/>

56. If you carried a handgun without your parents' permission, would you be caught by your parents?

	NO	Yes	NO	Yes
57. if you drank some beer or wine or liquor (for example, vodka, whiskey, or gin) without your parents' permission, would you be caught by your parents?	<input type="radio"/>	<input type="radio"/>	<input type="radio"/>	<input type="radio"/>
58. if you skipped school, would you be caught by your parents?	<input type="radio"/>	<input type="radio"/>	<input type="radio"/>	<input type="radio"/>
59. My family has clear rules about alcohol and drug use.	<input type="radio"/>	<input type="radio"/>	<input type="radio"/>	<input type="radio"/>
60. My parents ask if I've gotten my homework done.	<input type="radio"/>	<input type="radio"/>	<input type="radio"/>	<input type="radio"/>
61. The rules in my family are clear.	<input type="radio"/>	<input type="radio"/>	<input type="radio"/>	<input type="radio"/>
62. When I am not at home, one of my parents knows where I am and who I am with.	<input type="radio"/>	<input type="radio"/>	<input type="radio"/>	<input type="radio"/>
63. Would your parents know if you did not come home on time?	<input type="radio"/>	<input type="radio"/>	<input type="radio"/>	<input type="radio"/>

Think of your four best friends

(the friends you feel closest to). In the past 12 months, how many of your best friends have...

	4 of my friends	3 of my friends	2 of my friends	1 of my friends	None of my friends
64. smoked cigarettes?	<input type="radio"/>	<input type="radio"/>	<input type="radio"/>	<input type="radio"/>	<input type="radio"/>
65. tried beer, wine, or hard liquor (for example, vodka, whiskey or gin) when their parents didn't know about it?	<input type="radio"/>	<input type="radio"/>	<input type="radio"/>	<input type="radio"/>	<input type="radio"/>
66. used LSD, cocaine, amphetamines, or other illegal drugs?	<input type="radio"/>	<input type="radio"/>	<input type="radio"/>	<input type="radio"/>	<input type="radio"/>
67. used marijuana?	<input type="radio"/>	<input type="radio"/>	<input type="radio"/>	<input type="radio"/>	<input type="radio"/>

PLEASE DO NOT WRITE IN THIS AREA

[SERIAL]

During the past 30 days, how much of the time have you...	None of the time				
	A little of the time				
	Some of the time				
	A good bit of the time				
	Most of the time				
68. been a happy person?	<input type="radio"/>	<input type="radio"/>	<input type="radio"/>	<input type="radio"/>	<input type="radio"/>
69. been a very nervous person?	<input type="radio"/>	<input type="radio"/>	<input type="radio"/>	<input type="radio"/>	<input type="radio"/>
70. felt calm and peaceful?	<input type="radio"/>	<input type="radio"/>	<input type="radio"/>	<input type="radio"/>	<input type="radio"/>
71. felt downhearted and blue?	<input type="radio"/>	<input type="radio"/>	<input type="radio"/>	<input type="radio"/>	<input type="radio"/>
72. felt so down in the dumps that nothing could cheer you up?	<input type="radio"/>	<input type="radio"/>	<input type="radio"/>	<input type="radio"/>	<input type="radio"/>

73. During the past 12 months, did you ever feel so sad or hopeless almost every day for two weeks or more in a row that you stopped doing some usual activities?

- Yes
 No

74. Gambling involves betting anything of value (money, a watch, soda, etc.) on a game or event. Please mark ALL the different types of gambling that you have bet on, if any, during the last 30 days:

- Playing lottery tickets.
- Playing Powerball or Megabucks.
- Playing dice or coin flips.
- Playing cards (poker, etc.).
- Betting on a sports team.
- Betting on a horse/dog race.
- Betting on games of personal skill (bowling, video games, dares, etc.).
- Gambling on the Internet for free or with money.
- Gambling at a casino.
- Playing Bingo for money.
- None.
- Other.

How wrong would most adults (over 21) in your neighborhood think it is for kids your age to...

	Not wrong at all				
	A little bit wrong				
	Wrong				
75. drink alcohol?	<input type="radio"/>	<input type="radio"/>	<input type="radio"/>	<input type="radio"/>	<input type="radio"/>
76. smoke cigarettes?	<input type="radio"/>	<input type="radio"/>	<input type="radio"/>	<input type="radio"/>	<input type="radio"/>
77. use marijuana?	<input type="radio"/>	<input type="radio"/>	<input type="radio"/>	<input type="radio"/>	<input type="radio"/>

78. If a kid drank some beer, wine, or hard liquor (for example, vodka, whiskey or gin) in your neighborhood, would he or she be caught by the police?

	Not	Yes	Yes!		
	No				
79. If a kid smoked marijuana in your neighborhood would he or she be caught by the police?	<input type="radio"/>	<input type="radio"/>	<input type="radio"/>	<input type="radio"/>	<input type="radio"/>

How wrong do your parents feel it would be for you to...	Not wrong at all				
	A little bit wrong				
	Wrong				
	Very wrong				
80. drink beer, wine, or liquor (for example, vodka, whiskey, or gin) regularly (at least once or twice a month)?	<input type="radio"/>	<input type="radio"/>	<input type="radio"/>	<input type="radio"/>	<input type="radio"/>
81. smoke cigarettes?	<input type="radio"/>	<input type="radio"/>	<input type="radio"/>	<input type="radio"/>	<input type="radio"/>
82. smoke marijuana?	<input type="radio"/>	<input type="radio"/>	<input type="radio"/>	<input type="radio"/>	<input type="radio"/>

How wrong do your parents feel it would be for you to...	Not wrong at all				
	A little bit wrong				
	Wrong				
	Very wrong				
83. draw graffiti, or write things or draw pictures on buildings or other property (without the owner's permission)?	<input type="radio"/>	<input type="radio"/>	<input type="radio"/>	<input type="radio"/>	<input type="radio"/>
84. pick a fight with someone?	<input type="radio"/>	<input type="radio"/>	<input type="radio"/>	<input type="radio"/>	<input type="radio"/>
85. steal something worth more than \$5?	<input type="radio"/>	<input type="radio"/>	<input type="radio"/>	<input type="radio"/>	<input type="radio"/>

How much do you think people risk harming themselves (physically or in other ways)...	Great risk				
	Moderate risk				
	Slight risk				
	No risk				
86. if they take one or two drinks of an alcoholic beverage (beer, wine, liquor) nearly every day?	<input type="radio"/>	<input type="radio"/>	<input type="radio"/>	<input type="radio"/>	<input type="radio"/>
87. when they have five or more drinks of an alcoholic beverage once or twice a week?	<input type="radio"/>	<input type="radio"/>	<input type="radio"/>	<input type="radio"/>	<input type="radio"/>
88. if they smoke one or more packs of cigarettes per day?	<input type="radio"/>	<input type="radio"/>	<input type="radio"/>	<input type="radio"/>	<input type="radio"/>
89. if they try marijuana once or twice?	<input type="radio"/>	<input type="radio"/>	<input type="radio"/>	<input type="radio"/>	<input type="radio"/>
90. if they smoke marijuana once or twice a week?	<input type="radio"/>	<input type="radio"/>	<input type="radio"/>	<input type="radio"/>	<input type="radio"/>

During the past 30 days, how many times did you ride in a vehicle driven by...	6 or more times				
	4 or 5 times				
	2 or 3 times				
	1 time				
0 times					
91. a parent or other adult who had been drinking alcohol?	<input type="radio"/>	<input type="radio"/>	<input type="radio"/>	<input type="radio"/>	<input type="radio"/>
92. a teenager who had been drinking alcohol?	<input type="radio"/>	<input type="radio"/>	<input type="radio"/>	<input type="radio"/>	<input type="radio"/>

93. During the past 12 months, how many times were you in a physical fight?

- 0 times
 1 time
 2 or 3 times
 4 or 5 times
 6 or 7 times
 8 or 9 times
 10 or 11 times
 12 or more times

94. During the LAST FOUR WEEKS how many whole days of school have you missed because you skipped or "out"?

- None
- 1
- 2
- 3
- 4 to 5
- 6 to 10
- 11 or more

95. How important do you think the things you are learning in school are going to be for your later life?

- Very important
- Quite important
- Fairly important
- Slightly important
- Not at all important

96. How interesting are most of your courses to you?

- Very interesting
- Quite interesting
- Fairly interesting
- Slightly boring
- Very boring

97. How often do you feel that the schoolwork you are assigned is meaningful and important?

Now thinking back over the past year in school, how often did you...

- 98. enjoy being in school?
- 99. hate being in school?
- 100. try to do your best work in school?

Almost always
Often
Sometimes
Seldom
Never

-
-
-
-
-

Yes
No

- 101. I have lots of chances to be part of class discussions or activities.
- 102. In my school, students have lots of chances to help decide things like class activities and rules.
- 103. Teachers ask me to work on special classroom projects.
- 104. There are lots of chances for students in my school to get involved in sports, clubs, and other school activities outside of class.
- 105. There are lots of chances for students in my school to talk with a teacher.
- 106. I feel safe at my school.
- 107. My teacher(s) notices when I am doing a good job and lets me know about it.
- 108. My teachers praise me when I work hard in school.
- 109. The school lets my parents know when I have done something well.
- 110. Have you ever lied to anyone about betting/gambling?
- 111. Have you ever bet/gambled more than you wanted to?
- 112. Have your parents ever talked to you about the risks of betting/gambling?
- 113. Have your teachers ever talked to you about the risks of betting/gambling?

114. Have you changed homes in the past year?

- Yes
- No

115. Have you changed schools (including changing from elementary to middle and middle to high school) in the past year?

- Yes
- No

7 or more times
3 or 4 times
1 or 2 times
Never

How many times have you...

- 116. changed homes since kindergarten?
- 117. changed schools since kindergarten?

PLEASE DO NOT WRITE IN THIS AREA

[SERIAL]

118. During the past 12 months, how many times were you in a physical fight on school property?

- 0 times
- 1 time
- 2 or 3 times
- 4 or 5 times
- 6 or 7 times
- 8 or 9 times
- 10 or 11 times
- 12 or more times

119. During the past 30 days, on how many days did you not go to school because you felt you would be unsafe at school or on your way to or from school?

- 0 days
- 1 day
- 2 or 3 days
- 4 or 5 days
- 6 or more days

In the last 30 days, have you been picked on at school, on a school bus, or going to and from school? For example, have you been called names, been threatened, got mean notes or graffiti, been pushed around or hit, or received unwanted touching:

	NO	Yes	YES!
120. Because of my race or ethnic origin.	<input type="radio"/>	<input type="radio"/>	<input type="radio"/>
121. Because someone thought I was gay, lesbian or bisexual.	<input type="radio"/>	<input type="radio"/>	<input type="radio"/>
122. Because of how I look.	<input type="radio"/>	<input type="radio"/>	<input type="radio"/>
123. Because of who my friends are.	<input type="radio"/>	<input type="radio"/>	<input type="radio"/>
124. I've received unwanted sexual comments or attention.	<input type="radio"/>	<input type="radio"/>	<input type="radio"/>
125. For other reasons.	<input type="radio"/>	<input type="radio"/>	<input type="radio"/>

126. I can talk to teachers openly and freely about my concerns.

- NO!
- no
- yes
- YES!

Oregon Student Wellness Survey for Grades 8 & 11

1. The survey is completely voluntary and anonymous. DO NOT put your name on the questionnaire.

2. This is not a test, so there are no right or wrong answers. We would like you to work quickly so you can finish.

3. All of the questions should be answered by completely filling in one of the answer spaces. If you do not find an answer that fits exactly, use the one that comes closest. If any question does not apply to you, or you are not sure what it means, just leave it blank. You can skip any question that you do not wish to answer.

4. For questions that have the following answers: **NO! no yes YES!**

Mark (the BIG) **YES!** if you think the statement is **DEFINITELY TRUE** for you.

Mark (the little) **yes** if you think the statement is **MOSTLY TRUE** for you.

Mark (the little) **no** if you think the statement is **MOSTLY NOT TRUE** for you.

Mark (the BIG) **NO!** if you think the statement is **DEFINITELY NOT TRUE** for you.

Example: Chocolate is the best ice cream flavor.

NO! **no** **yes** **YES!**

In the example above, that student marked "yes" because he or she thinks the statement is mostly true.

5. Please mark only one answer for each question, unless otherwise directed, by completely filling in the oval with a #2 pencil.

1. How old are you?

- 10 years old 15 years old
- 11 years old 16 years old
- 12 years old 17 years old
- 13 years old 18 years old
- 14 years old 19 years old or older

2. What is your sex?

- Female
- Male

3. In what grade are you?

- 7th 10th
- 8th 11th
- 9th 12th

4. What is your race?

- American Indian or Alaska Native
- Asian
- Black or African American
- Native or Other Pacific Islander
- White

5. Are you Hispanic or Latino?

- Yes
- No

6. What is the language you use most often at home?

- English
- Spanish
- Another language

7. Are your school grades better than the grades of most students in your class?

- NO!**
- no
- yes
- YES!**

8. Putting them all together, what were your grades like last year?

- Mostly F's
- Mostly D's
- Mostly C's
- Mostly B's
- Mostly A's

How wrong do you think it is for someone your age to...

	Not wrong at all	A little bit wrong	Wrong	Very wrong
9. attack someone with the idea of seriously hurting him or her?	<input type="radio"/>	<input type="radio"/>	<input type="radio"/>	<input type="radio"/>
10. pick a fight with someone?	<input type="radio"/>	<input type="radio"/>	<input type="radio"/>	<input type="radio"/>
11. stay away from school all day when their parents think they are at school?	<input type="radio"/>	<input type="radio"/>	<input type="radio"/>	<input type="radio"/>
12. take a handgun to school?	<input type="radio"/>	<input type="radio"/>	<input type="radio"/>	<input type="radio"/>
13. steal anything worth more than \$5?	<input type="radio"/>	<input type="radio"/>	<input type="radio"/>	<input type="radio"/>
14. have one or two drinks of an alcoholic beverage nearly every day?	<input type="radio"/>	<input type="radio"/>	<input type="radio"/>	<input type="radio"/>
15. smoke one or more packs of cigarettes a day?	<input type="radio"/>	<input type="radio"/>	<input type="radio"/>	<input type="radio"/>
16. try marijuana or hashish once or twice?	<input type="radio"/>	<input type="radio"/>	<input type="radio"/>	<input type="radio"/>
17. use marijuana once a month or more?	<input type="radio"/>	<input type="radio"/>	<input type="radio"/>	<input type="radio"/>

7. Are your school grades better than the grades of most students in your class?

- NO!**
- no
- yes
- YES!**

8. Putting them all together, what were your grades like last year?

- Mostly F's
- Mostly D's
- Mostly C's
- Mostly B's
- Mostly A's

How wrong do you think it is for someone your age to...

	Not wrong at all	A little bit wrong	Wrong	Very wrong
9. attack someone with the idea of seriously hurting him or her?	<input type="radio"/>	<input type="radio"/>	<input type="radio"/>	<input type="radio"/>
10. pick a fight with someone?	<input type="radio"/>	<input type="radio"/>	<input type="radio"/>	<input type="radio"/>
11. stay away from school all day when their parents think they are at school?	<input type="radio"/>	<input type="radio"/>	<input type="radio"/>	<input type="radio"/>
12. take a handgun to school?	<input type="radio"/>	<input type="radio"/>	<input type="radio"/>	<input type="radio"/>
13. steal anything worth more than \$5?	<input type="radio"/>	<input type="radio"/>	<input type="radio"/>	<input type="radio"/>
14. have one or two drinks of an alcoholic beverage nearly every day?	<input type="radio"/>	<input type="radio"/>	<input type="radio"/>	<input type="radio"/>
15. smoke one or more packs of cigarettes a day?	<input type="radio"/>	<input type="radio"/>	<input type="radio"/>	<input type="radio"/>
16. try marijuana or hashish once or twice?	<input type="radio"/>	<input type="radio"/>	<input type="radio"/>	<input type="radio"/>
17. use marijuana once a month or more?	<input type="radio"/>	<input type="radio"/>	<input type="radio"/>	<input type="radio"/>

PLEASE DO NOT WRITE IN THIS AREA

[SERIAL]

Think of your four best friends (the friends you feel closest to). In the past 12 months, how many of your best friends have...

	None of my friends	1 of my friends	2 of my friends	3 of my friends	4 of my friends
18. been arrested?	<input type="radio"/>	<input type="radio"/>	<input type="radio"/>	<input type="radio"/>	<input type="radio"/>
19. been suspended from school?	<input type="radio"/>	<input type="radio"/>	<input type="radio"/>	<input type="radio"/>	<input type="radio"/>
20. carried a handgun?	<input type="radio"/>	<input type="radio"/>	<input type="radio"/>	<input type="radio"/>	<input type="radio"/>
21. dropped out of school?	<input type="radio"/>	<input type="radio"/>	<input type="radio"/>	<input type="radio"/>	<input type="radio"/>
22. sold marijuana or illegal drugs?	<input type="radio"/>	<input type="radio"/>	<input type="radio"/>	<input type="radio"/>	<input type="radio"/>
23. stolen or tried to steal a motor vehicle such as a car or motorcycle?	<input type="radio"/>	<input type="radio"/>	<input type="radio"/>	<input type="radio"/>	<input type="radio"/>

What are the chances you would be seen as cool if you...

	No or very little chance	Little chance	Some chance	Pretty good chance	Very good chance
24. began drinking alcoholic beverages regularly, that is, at least once or twice a month?	<input type="radio"/>	<input type="radio"/>	<input type="radio"/>	<input type="radio"/>	<input type="radio"/>
25. carried a handgun?	<input type="radio"/>	<input type="radio"/>	<input type="radio"/>	<input type="radio"/>	<input type="radio"/>
26. smoked cigarettes?	<input type="radio"/>	<input type="radio"/>	<input type="radio"/>	<input type="radio"/>	<input type="radio"/>
27. smoked marijuana?	<input type="radio"/>	<input type="radio"/>	<input type="radio"/>	<input type="radio"/>	<input type="radio"/>

28. Would you be more or less likely to want to work for an employer that tests its employees for drug or alcohol use on a random basis?

More likely
 Less likely
 Would make no difference
 Don't know or can't say

During the past 12 months...

	Don't know or can't say	No	Yes
29. do you recall hearing, reading, or watching an advertisement about prevention of substance abuse?	<input type="radio"/>	<input type="radio"/>	<input type="radio"/>
30. have you had a special class about drugs or alcohol in school?	<input type="radio"/>	<input type="radio"/>	<input type="radio"/>
31. have you talked with at least one of your parents about the dangers of tobacco, alcohol, or drug use? By parents we mean either your biological parents, adoptive parents, stepparents, or adult guardians, whether or not they live with you.	<input type="radio"/>	<input type="radio"/>	<input type="radio"/>

If you wanted to get...

	Very easy	Sort of easy	Somewhat hard	Very hard
32. some beer, wine or hard liquor (for example, vodka, whiskey, or gin), how easy would it be for you to get some?	<input type="radio"/>	<input type="radio"/>	<input type="radio"/>	<input type="radio"/>
33. some cigarettes, how easy would it be for you to get some?	<input type="radio"/>	<input type="radio"/>	<input type="radio"/>	<input type="radio"/>
34. some marijuana, how easy would it be for you to get some?	<input type="radio"/>	<input type="radio"/>	<input type="radio"/>	<input type="radio"/>
35. a drug like cocaine, LSD, or amphetamines, how easy would it be for you to get some?	<input type="radio"/>	<input type="radio"/>	<input type="radio"/>	<input type="radio"/>

During your life, how many times have you...

	0 times	1 or 2 times	3 to 9 times	10 to 19 times	20 to 39 times	40 or more times
36. sniffed glue, breathed the contents of aerosol spray cans, or inhaled any paints or sprays to get high?	<input type="radio"/>	<input type="radio"/>	<input type="radio"/>	<input type="radio"/>	<input type="radio"/>	<input type="radio"/>
37. taken steroid pills or shots without a doctor's prescription?	<input type="radio"/>	<input type="radio"/>	<input type="radio"/>	<input type="radio"/>	<input type="radio"/>	<input type="radio"/>
38. used any form of cocaine, including powder, crack, or freebase?	<input type="radio"/>	<input type="radio"/>	<input type="radio"/>	<input type="radio"/>	<input type="radio"/>	<input type="radio"/>
39. used ecstasy (also called MDMA)?	<input type="radio"/>	<input type="radio"/>	<input type="radio"/>	<input type="radio"/>	<input type="radio"/>	<input type="radio"/>
40. used heroin (also called smack, junk, or China White)?	<input type="radio"/>	<input type="radio"/>	<input type="radio"/>	<input type="radio"/>	<input type="radio"/>	<input type="radio"/>
41. used methamphetamines (also called speed, crystal, crank, or ice)?	<input type="radio"/>	<input type="radio"/>	<input type="radio"/>	<input type="radio"/>	<input type="radio"/>	<input type="radio"/>
42. used a needle to inject any illegal drug into your body?	<input type="radio"/>	<input type="radio"/>	<input type="radio"/>	<input type="radio"/>	<input type="radio"/>	<input type="radio"/>

During the past 30 days, on how many days did you...

	0 days	1 or 2 days	3 to 5 days	6 to 9 days	10 to 19 days	20 to 29 days	All 30 days
43. have at least one drink of alcohol?	<input type="radio"/>	<input type="radio"/>	<input type="radio"/>	<input type="radio"/>	<input type="radio"/>	<input type="radio"/>	<input type="radio"/>
44. have 5 or more drinks of alcohol in a row, that is, within a couple of hours?	<input type="radio"/>	<input type="radio"/>	<input type="radio"/>	<input type="radio"/>	<input type="radio"/>	<input type="radio"/>	<input type="radio"/>
45. smoke cigarettes?	<input type="radio"/>	<input type="radio"/>	<input type="radio"/>	<input type="radio"/>	<input type="radio"/>	<input type="radio"/>	<input type="radio"/>
46. use other tobacco products?	<input type="radio"/>	<input type="radio"/>	<input type="radio"/>	<input type="radio"/>	<input type="radio"/>	<input type="radio"/>	<input type="radio"/>
47. use marijuana?	<input type="radio"/>	<input type="radio"/>	<input type="radio"/>	<input type="radio"/>	<input type="radio"/>	<input type="radio"/>	<input type="radio"/>
48. sniff glue, breathe the contents of aerosol spray cans, or any paints or sprays to get high?	<input type="radio"/>	<input type="radio"/>	<input type="radio"/>	<input type="radio"/>	<input type="radio"/>	<input type="radio"/>	<input type="radio"/>
49. use any form of cocaine, including powder, crack or freebase?	<input type="radio"/>	<input type="radio"/>	<input type="radio"/>	<input type="radio"/>	<input type="radio"/>	<input type="radio"/>	<input type="radio"/>
50. use ecstasy (also called MDMA)?	<input type="radio"/>	<input type="radio"/>	<input type="radio"/>	<input type="radio"/>	<input type="radio"/>	<input type="radio"/>	<input type="radio"/>
51. use heroin or other opiates or narcotics?	<input type="radio"/>	<input type="radio"/>	<input type="radio"/>	<input type="radio"/>	<input type="radio"/>	<input type="radio"/>	<input type="radio"/>
52. use LSD or other hallucinogens or psychedelics?	<input type="radio"/>	<input type="radio"/>	<input type="radio"/>	<input type="radio"/>	<input type="radio"/>	<input type="radio"/>	<input type="radio"/>
53. use methamphetamines (also called speed, crystal, crank or ice)?	<input type="radio"/>	<input type="radio"/>	<input type="radio"/>	<input type="radio"/>	<input type="radio"/>	<input type="radio"/>	<input type="radio"/>
54. use prescription drugs (without a doctor's orders) to get high?	<input type="radio"/>	<input type="radio"/>	<input type="radio"/>	<input type="radio"/>	<input type="radio"/>	<input type="radio"/>	<input type="radio"/>

55. During the past 30 days, what type of alcohol did you usually drink? Select only one response.

I did not drink alcohol during the past 30 days.
 I do not have a usual type.
 Beer.
 Flavored beverages (such as Smirnoff, Bacardi Silver, and Hard Lemonade).
 Wine coolers (such as Bartles and Jaymes or Seagrams Wine).
 Wine.
 Liquor (such as vodka, rum, scotch, bourbon, or whiskey).
 Some other type.

56. During the past 30 days, how did you usually get the alcohol you drank? Select only one response.

- I did not drink alcohol during the past 30 days.
- I bought it in a store such as a convenience store, supermarket, discount store, or gas station.
- I bought it at a restaurant, bar or club.
- I bought it at a public event such as a concert or sporting event.
- I gave someone else money to buy it for me.
- I got it from friends 21 or older.
- I got it from friends under 21.
- I took it from a store or family member.
- I got it some other way.

57. In the last 12 months, which of the following have you experienced? Please mark all that apply.

- I did not drink alcohol in the last 12 months.
- Missed school or class because of drinking alcohol.
- Gotten sick to your stomach because of drinking alcohol.
- Not been able to remember what happened while you were drinking alcohol.
- Later regretted something you did while drinking alcohol.
- Worried that you drank alcohol too much or too often.

58. During the past 30 days, how many times did you use marijuana?

- 0 times
- 1 or 2 times
- 3 to 9 times
- 10 to 19 times
- 20 to 39 times
- 40 or more times

How old were you when you...

	Never, have	8 Years old	9 Years old	10 Years old	11 Years old	12 Years old	13 Years old	14 Years old	15 Years old	16 Years old	17 Years or older
59. first began drinking alcoholic beverages regularly, that is at least once or twice a month?	<input type="radio"/>	<input type="radio"/>	<input type="radio"/>	<input type="radio"/>	<input type="radio"/>	<input type="radio"/>	<input type="radio"/>	<input type="radio"/>	<input type="radio"/>	<input type="radio"/>	<input type="radio"/>
60. had your first drink of alcohol other than a few sips?	<input type="radio"/>	<input type="radio"/>	<input type="radio"/>	<input type="radio"/>	<input type="radio"/>	<input type="radio"/>	<input type="radio"/>	<input type="radio"/>	<input type="radio"/>	<input type="radio"/>	<input type="radio"/>
61. smoked a whole cigarette for the first time?	<input type="radio"/>	<input type="radio"/>	<input type="radio"/>	<input type="radio"/>	<input type="radio"/>	<input type="radio"/>	<input type="radio"/>	<input type="radio"/>	<input type="radio"/>	<input type="radio"/>	<input type="radio"/>
62. first used tobacco products other than cigarettes such as snuff, chewing tobacco, and smoking tobacco from a pipe?	<input type="radio"/>	<input type="radio"/>	<input type="radio"/>	<input type="radio"/>	<input type="radio"/>	<input type="radio"/>	<input type="radio"/>	<input type="radio"/>	<input type="radio"/>	<input type="radio"/>	<input type="radio"/>
63. tried marijuana for the first time?	<input type="radio"/>	<input type="radio"/>	<input type="radio"/>	<input type="radio"/>	<input type="radio"/>	<input type="radio"/>	<input type="radio"/>	<input type="radio"/>	<input type="radio"/>	<input type="radio"/>	<input type="radio"/>

	No	Yes
64. If you carried a handgun without your parents' permission, would you be caught by your parents?	<input type="radio"/>	<input type="radio"/>
65. If you drank some beer or wine or liquor (for example, vodka, whiskey, or gin) without your parents' permission, would you be caught by your parents?	<input type="radio"/>	<input type="radio"/>
66. If you skipped school, would you be caught by your parents?	<input type="radio"/>	<input type="radio"/>
67. My family has clear rules about alcohol and drug use.	<input type="radio"/>	<input type="radio"/>
68. My parents ask if I've gotten my homework done.	<input type="radio"/>	<input type="radio"/>
69. The rules in my family are clear.	<input type="radio"/>	<input type="radio"/>
70. When I am not at home, one of my parents knows where I am and who I am with.	<input type="radio"/>	<input type="radio"/>
71. Would your parents know if you did not come home on time?	<input type="radio"/>	<input type="radio"/>

Think of your four best friends (the friends you feel closest to).

	None of my friends	1 of my friends	2 of my friends	3 of my friends	4 of my friends
72. smoked cigarettes?	<input type="radio"/>	<input type="radio"/>	<input type="radio"/>	<input type="radio"/>	<input type="radio"/>
73. tried beer, wine, or hard liquor (for example, vodka, whiskey or gin) when their parents didn't know about it?	<input type="radio"/>	<input type="radio"/>	<input type="radio"/>	<input type="radio"/>	<input type="radio"/>
74. used LSD, cocaine, amphetamines, or other illegal drugs?	<input type="radio"/>	<input type="radio"/>	<input type="radio"/>	<input type="radio"/>	<input type="radio"/>
75. used marijuana?	<input type="radio"/>	<input type="radio"/>	<input type="radio"/>	<input type="radio"/>	<input type="radio"/>

	None of the time	A little of the time	Some of the time	A good bit of the time	Most of the time	All of the time
76. been a happy person?	<input type="radio"/>	<input type="radio"/>	<input type="radio"/>	<input type="radio"/>	<input type="radio"/>	<input type="radio"/>
77. been a very nervous person?	<input type="radio"/>	<input type="radio"/>	<input type="radio"/>	<input type="radio"/>	<input type="radio"/>	<input type="radio"/>
78. felt calm and peaceful?	<input type="radio"/>	<input type="radio"/>	<input type="radio"/>	<input type="radio"/>	<input type="radio"/>	<input type="radio"/>
79. felt downhearted and blue?	<input type="radio"/>	<input type="radio"/>	<input type="radio"/>	<input type="radio"/>	<input type="radio"/>	<input type="radio"/>
80. felt so down in the dumps that nothing could cheer you up?	<input type="radio"/>	<input type="radio"/>	<input type="radio"/>	<input type="radio"/>	<input type="radio"/>	<input type="radio"/>

81. During the past 12 months, did you ever feel so sad or hopeless almost every day for two weeks or more in a row that you stopped doing some usual activities?

- Yes
- No

82. During the past 12 months, did you ever seriously consider attempting suicide?

- Yes
- No

PLEASE DO NOT WRITE IN THIS AREA

[SERIAL]

83. Gambling involves betting anything of value (money, a watch, soda, etc.) on a game or event. Please mark ALL the different types of gambling that you have bet on, if any, during the last 30 days:

- Playing lottery tickets.
- Playing Powerball or Megabucks.
- Playing dice or coin flips.
- Playing cards (poker, etc.).
- Betting on a sports team.
- Betting on a horse/dog race.
- Betting on games of personal skill (bowling, video games, dares, etc.).
- Gambling on the internet for free or with money.
- Gambling at a casino.
- Playing Bingo for money.
- None.
- Other.

84. During the last 12 months, have you ever felt bad about the amount you bet, or about what happens when you bet money?

- Yes
- No
- I don't bet for money

85. During the last 12 months, have you ever felt that you would like to stop betting money but didn't think you could?

- Yes
- No
- I don't bet for money

86. In total, how much money have you bet in any form (lottery, card games, bingo, internet, sports, with friends) in the past three months?

- 0
- \$1-\$10
- \$11-\$50
- \$51-\$100
- \$101-\$200
- \$201-\$500
- Over \$500

87. Have you ever lied to anyone about betting/gambling?

	No	Yes
88. Have you ever bet/gambed more than you wanted to?	<input type="checkbox"/>	<input type="checkbox"/>
89. Have your parents ever talked to you about the risks of betting/gambling?	<input type="checkbox"/>	<input type="checkbox"/>
90. Have your teachers ever talked to you about the risks of betting/gambling?	<input type="checkbox"/>	<input type="checkbox"/>

How wrong would most adults (over 21) in your neighborhood think it is for kids your age to...

	Not wrong at all	A little bit wrong	Very wrong
91. drink alcohol?	<input type="checkbox"/>	<input type="checkbox"/>	<input type="checkbox"/>
92. smoke cigarettes?	<input type="checkbox"/>	<input type="checkbox"/>	<input type="checkbox"/>
93. use marijuana?	<input type="checkbox"/>	<input type="checkbox"/>	<input type="checkbox"/>

	No	Yes
94. If a kid drank some beer, wine, or hard liquor (for example, vodka, whiskey or gin) in your neighborhood, would he or she be caught by the police?	<input type="checkbox"/>	<input type="checkbox"/>
95. If a kid smoked marijuana in your neighborhood would he or she be caught by the police?	<input type="checkbox"/>	<input type="checkbox"/>

How wrong do your parents feel it would be for you to...

	Not wrong at all	A little bit wrong	Wrong	Very wrong
96. drink beer, wine, or liquor (for example, vodka, whiskey, or gin) regularly (at least once or twice a month)?	<input type="checkbox"/>	<input type="checkbox"/>	<input type="checkbox"/>	<input type="checkbox"/>
97. smoke cigarettes?	<input type="checkbox"/>	<input type="checkbox"/>	<input type="checkbox"/>	<input type="checkbox"/>
98. smoke marijuana?	<input type="checkbox"/>	<input type="checkbox"/>	<input type="checkbox"/>	<input type="checkbox"/>
99. draw graffiti, or write things or draw pictures on buildings or other property (without the owner's permission)?	<input type="checkbox"/>	<input type="checkbox"/>	<input type="checkbox"/>	<input type="checkbox"/>
100. pick a fight with someone?	<input type="checkbox"/>	<input type="checkbox"/>	<input type="checkbox"/>	<input type="checkbox"/>
101. steal something worth more than \$5?	<input type="checkbox"/>	<input type="checkbox"/>	<input type="checkbox"/>	<input type="checkbox"/>

How much do you think people risk harming themselves (physically or in other ways)...

	Moderate risk	Slight risk	No risk	Great risk
102. if they take one or two drinks of an alcoholic beverage (beer, wine, liquor) nearly every day?	<input type="checkbox"/>	<input type="checkbox"/>	<input type="checkbox"/>	<input type="checkbox"/>
103. when they have five or more drinks of an alcoholic beverage once or twice a week?	<input type="checkbox"/>	<input type="checkbox"/>	<input type="checkbox"/>	<input type="checkbox"/>
104. if they smoke one or more packs of cigarettes per day?	<input type="checkbox"/>	<input type="checkbox"/>	<input type="checkbox"/>	<input type="checkbox"/>
105. if they try marijuana once or twice?	<input type="checkbox"/>	<input type="checkbox"/>	<input type="checkbox"/>	<input type="checkbox"/>
106. if they smoke marijuana once or twice a week?	<input type="checkbox"/>	<input type="checkbox"/>	<input type="checkbox"/>	<input type="checkbox"/>

During the past 30 days, how many times did you...

	6 or more times	4 or 5 times	2 or 3 times	1 time	0 times
107. drive a car or other vehicle when you had been drinking alcohol?	<input type="checkbox"/>	<input type="checkbox"/>	<input type="checkbox"/>	<input type="checkbox"/>	<input type="checkbox"/>
108. ride in a vehicle driven by a parent or other adult who had been drinking alcohol?	<input type="checkbox"/>	<input type="checkbox"/>	<input type="checkbox"/>	<input type="checkbox"/>	<input type="checkbox"/>
109. ride in a vehicle driven by a teenager who had been drinking alcohol?	<input type="checkbox"/>	<input type="checkbox"/>	<input type="checkbox"/>	<input type="checkbox"/>	<input type="checkbox"/>

110. During the past 12 months, how many times were you in a physical fight?

- 0 times
- 1 time
- 2 or 3 times
- 4 or 5 times
- 6 or 7 times
- 8 or 9 times
- 10 or 11 times
- 12 or more times



111. During the LAST FOUR WEEKS how many whole days of school have you missed because you skipped or "cut"?

- None
 1
 2
 3
 4 to 5
 6 to 10
 11 or more

112. How important do you think the things you are learning in school are going to be for your later life?

- Very important
 Quite important
 Fairly important
 Slightly important
 Not at all important

113. How interesting are most of your courses to you?

- Very interesting
 Quite interesting
 Fairly interesting
 Slightly boring
 Very boring

114. How often do you feel that the schoolwork you are assigned is meaningful and important?

	Almost always	Sometimes	Seldom	Never
Now thinking back over the past year in school, how often did you...	<input type="radio"/>	<input type="radio"/>	<input type="radio"/>	<input type="radio"/>
115. enjoy being in school?	<input type="radio"/>	<input type="radio"/>	<input type="radio"/>	<input type="radio"/>
116. hate being in school?	<input type="radio"/>	<input type="radio"/>	<input type="radio"/>	<input type="radio"/>
117. try to do your best work in school?	<input type="radio"/>	<input type="radio"/>	<input type="radio"/>	<input type="radio"/>

118. I have lots of chances to be part of class discussions or activities.

	Yes	No	Yes	No
119. In my school, students have lots of chances to help decide things like class activities and rules.	<input type="radio"/>	<input type="radio"/>	<input type="radio"/>	<input type="radio"/>
120. Teachers ask me to work on special classroom projects.	<input type="radio"/>	<input type="radio"/>	<input type="radio"/>	<input type="radio"/>
121. There are lots of chances for students in my school to get involved in sports, clubs, and other school activities outside of class.	<input type="radio"/>	<input type="radio"/>	<input type="radio"/>	<input type="radio"/>
122. There are lots of chances for students in my school to talk with a teacher.	<input type="radio"/>	<input type="radio"/>	<input type="radio"/>	<input type="radio"/>
123. I feel safe at my school.	<input type="radio"/>	<input type="radio"/>	<input type="radio"/>	<input type="radio"/>
124. My teacher(s) notices when I am doing a good job and lets me know about it.	<input type="radio"/>	<input type="radio"/>	<input type="radio"/>	<input type="radio"/>
125. My teachers praise me when I work hard in school.	<input type="radio"/>	<input type="radio"/>	<input type="radio"/>	<input type="radio"/>
126. The school lets my parents know when I have done something well.	<input type="radio"/>	<input type="radio"/>	<input type="radio"/>	<input type="radio"/>

127. Have you changed homes in the past year?

- Yes
 No

128. Have you changed schools (including changing from elementary to middle and middle to high school) in the past year?

- Yes
 No

	7 or more times	5 or 6 times	3 or 4 times	1 or 2 times	Never
How many times have you...	<input type="radio"/>	<input type="radio"/>	<input type="radio"/>	<input type="radio"/>	<input type="radio"/>
129. changed homes since kindergarten?	<input type="radio"/>	<input type="radio"/>	<input type="radio"/>	<input type="radio"/>	<input type="radio"/>
130. changed schools since kindergarten?	<input type="radio"/>	<input type="radio"/>	<input type="radio"/>	<input type="radio"/>	<input type="radio"/>

How many times in the past year (12 months), have you...

	40 or more times	20 to 39 times	10 to 19 times	6 to 9 times	3 to 5 times	1 or 2 times	Never
131. attacked someone with the idea of seriously hurting them?	<input type="radio"/>	<input type="radio"/>	<input type="radio"/>	<input type="radio"/>	<input type="radio"/>	<input type="radio"/>	<input type="radio"/>
132. been arrested?	<input type="radio"/>	<input type="radio"/>	<input type="radio"/>	<input type="radio"/>	<input type="radio"/>	<input type="radio"/>	<input type="radio"/>
133. been drunk or high at school?	<input type="radio"/>	<input type="radio"/>	<input type="radio"/>	<input type="radio"/>	<input type="radio"/>	<input type="radio"/>	<input type="radio"/>
134. been suspended from school?	<input type="radio"/>	<input type="radio"/>	<input type="radio"/>	<input type="radio"/>	<input type="radio"/>	<input type="radio"/>	<input type="radio"/>
135. carried a handgun?	<input type="radio"/>	<input type="radio"/>	<input type="radio"/>	<input type="radio"/>	<input type="radio"/>	<input type="radio"/>	<input type="radio"/>
136. sold illegal drugs?	<input type="radio"/>	<input type="radio"/>	<input type="radio"/>	<input type="radio"/>	<input type="radio"/>	<input type="radio"/>	<input type="radio"/>
137. stolen or tried to steal a motor vehicle such as a car or motorcycle?	<input type="radio"/>	<input type="radio"/>	<input type="radio"/>	<input type="radio"/>	<input type="radio"/>	<input type="radio"/>	<input type="radio"/>
138. taken a handgun to school?	<input type="radio"/>	<input type="radio"/>	<input type="radio"/>	<input type="radio"/>	<input type="radio"/>	<input type="radio"/>	<input type="radio"/>

139. I can do most things if I try.

	Very much true	A little true	Not at all true
140. I can work out my problems.	<input type="radio"/>	<input type="radio"/>	<input type="radio"/>
141. I volunteer to help others in my community.	<input type="radio"/>	<input type="radio"/>	<input type="radio"/>
142. There is at least one teacher or other adult in my school that really cares about me.	<input type="radio"/>	<input type="radio"/>	<input type="radio"/>

Would you say that in general your...

	Excellent	Very good	Good	Fair	Poor
143. emotional and mental health is...	<input type="radio"/>	<input type="radio"/>	<input type="radio"/>	<input type="radio"/>	<input type="radio"/>
144. physical health is...	<input type="radio"/>	<input type="radio"/>	<input type="radio"/>	<input type="radio"/>	<input type="radio"/>

PLEASE DO NOT WRITE IN THIS AREA

[SERIAL]

145. During the past 12 months, how many times did you actually attempt suicide?

- 0 times
- 1 time
- 2 or 3 times
- 4 or 5 times
- 6 or more times

146. During the past 12 months, how many times were you in a physical fight on school property?

- 0 times
- 1 time
- 2 or 3 times
- 4 or 5 times
- 6 or 7 times
- 8 or 9 times
- 10 or 11 times
- 12 or more times

147. During the past 30 days, on how many days did you not go to school because you felt you would be unsafe at school or on your way to or from school?

- 0 days
- 1 day
- 2 or 3 days
- 4 or 5 days
- 6 or more days

Harassment can include threatening, bullying, name calling or obscenities, offensive notes or graffiti, unwanted touching, and physical attacks. During the past 30 days, have you ever been harassed at school (or on the way to or from school) in relation to any of the following issues?

	No	Yes	Yes!
148. Harassment about your race or ethnic origin.	<input type="radio"/>	<input type="radio"/>	<input type="radio"/>
149. Unwanted sexual comments or attention.	<input type="radio"/>	<input type="radio"/>	<input type="radio"/>
150. Harassment because someone thought you were gay, lesbian, bisexual or transgender.	<input type="radio"/>	<input type="radio"/>	<input type="radio"/>
151. Harassment about your weight, clothes, acne, or other physical characteristics.	<input type="radio"/>	<input type="radio"/>	<input type="radio"/>
152. Harassment about your group of friends.	<input type="radio"/>	<input type="radio"/>	<input type="radio"/>
153. For other reasons.	<input type="radio"/>	<input type="radio"/>	<input type="radio"/>

	No	Yes	Yes!
154. I can talk to teachers openly and freely about my concerns.	<input type="radio"/>	<input type="radio"/>	<input type="radio"/>
155. Students are picked on by other students for working hard at our school.	<input type="radio"/>	<input type="radio"/>	<input type="radio"/>
156. In my school, teachers treat students with respect.	<input type="radio"/>	<input type="radio"/>	<input type="radio"/>
157. Most students at my school help each other when they are hurt or upset.	<input type="radio"/>	<input type="radio"/>	<input type="radio"/>