

# 2016

## Oregon

### Student Wellness Survey

Jefferson County



# Oregon Health Authority

Conducted by International Survey Associates dba Pride Surveys



# Contents

<b>1 INTRODUCTION</b>	<b>10</b>	<b>7.5 Average Age (in years) of Onset</b>	<b>50</b>
1.1 Participants by Gender	11	<b>8 HEIGHT, WEIGHT &amp; BODY MASS INDEX (BMI)</b>	<b>51</b>
1.2 Race and Ethnicity	11	<b>9 COMPARISON TO PAST SURVEYS</b>	<b>52</b>
1.3 Tribal Affiliation	12	9.1 Past 30 Day Use	52
1.4 Language Used at Home	13	9.2 Perceived Risk of Use	52
<b>2 SCHOOL CLIMATE</b>	<b>14</b>	9.3 Availability	53
2.1 Supportive Atmosphere	14	9.4 Depression	53
2.2 Attachment to School	16	9.5 Harassment In The Last 30 Days Related To:	53
2.3 Opportunities for Participation	18	9.6 Feeling Unsafe At or On the Way to School	54
2.4 Safe Environment	20	9.7 Skipped School in the Last Four Weeks	54
2.5 Serious Problem Behaviors	24	<b>A FREQUENCY DISTRIBUTION TABLES</b>	<b>55</b>
<b>3 POSITIVE YOUTH DEVELOPMENT</b>	<b>26</b>	A.1 Frequency Distribution Tables	55
3.1 Positive Youth Development Benchmark	26	A.1.1 Demographics	55
3.2 General Health	26	A.1.2 Transitions and Mobility	57
3.3 Competence, Confidence, Support and Service	26	A.2 School Climate	57
<b>4 MENTAL AND EMOTIONAL HEALTH</b>	<b>29</b>	A.2.1 Academic Performance	57
4.1 Psychological Distress	29	A.2.2 School Commitment	57
4.2 Depression and Suicide Ideation	30	A.2.3 Safe School Environment	60
4.3 Adverse Childhood Experiences	32	A.2.4 Harassment and Bullying	63
<b>5 PROBLEM GAMBLING</b>	<b>34</b>	A.3 Social, Emotional and Mental Health	66
5.1 Types of Gambling in the Past 30 Days	34	A.3.1 Positive Youth Development	66
5.2 Risk of Problem Gambling	35	A.3.2 Mental Health Inventory	67
5.3 Communication about the Risks of Gambling	35	A.3.3 Depression and Suicidality	69
<b>6 SUBSTANCE USE</b>	<b>39</b>	A.3.4 Problem Gambling	70
6.1 Abstinence from Substance Use	39	A.3.5 Adverse Childhood Experiences	71
6.2 Substance Use in the Past 30 Days	40	A.4 Substance Use	73
6.3 Norms About Alcohol Use	43	A.4.1 Tobacco Use	73
6.4 Factors Associated with Initiation of Substance Use	45	A.4.2 Alcohol Use	76
6.5 Availability	45	A.4.3 Marijuana Use	81
6.6 Parental Attitude toward Substance Use	45	A.4.4 Other Drug Use	83
6.7 Student Attitude toward Substance Use	46	A.4.5 Lifetime Drug Use	85
6.8 Perceived Risk of Harm	46	A.4.6 Availability of Alcohol, Tobacco and Drugs	88
6.9 Communication about Substance Use	47	A.4.7 Perceived Risk of Harm from Substance Use	89
<b>7 DRUG FREE COMMUNITIES CORE MEASURES</b>	<b>48</b>	A.4.8 Communication about Substance Use	92
7.1 30 Day Use	48	A.5 Parenting and Parental Attitudes	94
7.2 Perception of Moderate or Great Risk	49	A.5.1 Family Management	94
7.3 Parents Feel It Would Be Wrong or Very Wrong	49	A.5.2 Parental Attitudes towards Substance Use	95
7.4 Friends Feel It Would Be Wrong or Very Wrong	50	A.6 Influence of Friendships	97
		A.6.1 Friends' Attitudes towards Substance Use	97
		A.7 Height and Weight	98
		A.7.1 Body Mass Index and Weight	98
		<b>B SWS QUESTIONNAIRES</b>	<b>100</b>

## List of Tables

1	Participants by Gender	11	44	Marijuana - Past 30 Day Use	52
2	Race and Ethnicity	11	45	Cigarettes - Past 30 Day Use	52
3	Hispanic or Latino/Latina?	12	46	Illicit Drug Use - Past 30 Day Use	52
4	Tribe	12	47	Alcohol - Perceived Risk	52
5	Language Used at Home	13	48	Marijuana - Perceived Risk	52
6	Supportive Atmosphere	14	49	Cigarettes - Perceived Risk	52
7	Attachment to School	16	50	Alcohol - Easy to Get	53
8	Value School Work	16	51	Cigarettes - Easy to Get	53
9	Accountability to Parents	16	52	Marijuana - Easy to Get	53
10	Opportunities for Participation	18	53	Felt sad almost every day for two weeks or more	53
11	Safe Environment	20	54	Seriously consider attempting suicide	53
12	Bullying	20	55	Actually attempted suicide	53
13	Harassment	21	56	Race or ethnic origin	53
14	Serious Problem Behaviors on School Property - Past 12 Months	24	57	Being gay, lesbian, bisexual or transgender	53
15	Serious Problem Behaviors on School Property - Past 30 Days	24	58	Who your friends are	53
16	Serious Problem Behaviors	24	59	How you look	54
17	PYD Benchmark	26	60	Received unwanted sexual comments	54
18	General Health	26	61	Through e-mail, social media sites (Facebook, Twitter, etc.)	54
19	Competence, Confidence, Support and Service	26	62	For other reasons	54
20	Psychological Distress	29	63	Did not go to school because of feelings about safety	54
21	Mental Health Inventory-5 Questions	29	64	Skipped school	54
22	Depression and Suicide Ideation	30	65	How old are you?	55
23	Adverse Childhood Experience*	32	66	What is your sex?	55
24	Types of Gambling in the Past 30 Days	34	67	Which of the following best describes you?	55
25	Signs of Problem Gambling	35	68	In what grade are you?	56
26	Communication About the Risks of Gambling	35	69	What is your race?	56
27	Abstinence from Substance Use	39	70	Are you Hispanic or Latino/Latina?	56
28	Substance Use in the Past 30 Days	40	71	What is the language you use most often at home?	56
29	Alcohol Use in the Past 30 Days	43	72	Have you changed schools (including changing from elementary to middle and middle to high school) in the past year?	57
30	Alcohol and Vehicles in the Past 30 Days	43	73	How many times have you changed homes since kindergarten?	57
31	Attitudes about Drinking	44	74	Putting them all together, what were your grades like last year?	57
32	Availability	45	75	During the LAST FOUR WEEKS how many whole days of school have you missed because you skipped or "cut"?	57
33	Parental Attitude toward Substance Use	45	76	How do you like school?	58
34	Student Attitude toward Substance Use	46	77	How important do you think the things you are learning in school are going to be for your later life?	58
35	Perceived Risk of Harm	46	78	How often do you feel that the schoolwork you are assigned is meaningful and important?	58
36	Communication about Substance Use	47	79	Thinking back over the past school year, how often did you try to do your best work in school?	58
37	30 Day Use	48	80	I have lots of chances to be part of class discussions or activities.	59
38	Perception of Moderate or Great Risk	49	81	There are lots of chances for students in my school to get involved in sports, clubs, and other school activities outside of class.	59
39	Parents Feel It Would Be Wrong or Very Wrong	49	82	I respect most of my teachers.	59
40	Friends Feel It Would Be Wrong or Very Wrong	50			
41	Average Age (in years) of Onset	50			
42	Alcohol - Past 30 Day Use	52			
43	Binge - Past 30 Day Use	52			

83	My teachers notice when I am doing a good job and let me know about it. . . . .	59
84	I can talk to my teachers openly and freely about my concerns. . . .	59
85	In my school, teachers treat students with respect. . . . .	59
86	Most students at my school help each other when they are hurt or upset. . . . .	60
87	In my school, students that work hard to get good grades are picked on by other students. . . . .	60
88	During the past 30 days, on how many days did you not go to school because you felt you would be unsafe at school or on your way to or from school? . . . . .	60
89	During the past 30 days, on how many days did you carry a gun as a weapon on school property? . . . . .	60
90	During the past 30 days, on how many days did you carry a weapon (other than a gun) such as a knife or club on school property? . . . .	61
91	During the past 12 months, how many times were you in a physical fight? . . . . .	61
92	During the past 12 months, how many times were you in a physical fight on school property? . . . . .	61
93	During the past 12 months, how many times did you bully someone (such as hitting, kicking, pushing, saying mean things, spreading rumors, or making sexual comments that bothered them)? . . . . .	61
94	During the past 12 months, how many times have you been suspended from school? . . . . .	62
95	During the past 12 months, how many times has someone threatened you with a weapon such as a gun, knife, or club on school property? . . . . .	62
96	During the past 12 months, how many times have you been drunk or high at school? . . . . .	62
97	During the past 12 months, has anyone offered, sold, or given you an illegal drug on school property? . . . . .	62
98	Any harassment in the past 30 days . . . . .	63
99	In the last 30 days, how many times have you been harassed at school, on a school bus or going to and from school because of your race or ethnic origin? . . . . .	63
100	In the last 30 days, how many times have you been harassed at school, on a school bus or going to and from school because someone said you were gay, lesbian, bisexual or transgender? . . . . .	63
101	In the last 30 days, how many times have you been harassed at school, on a school bus or going to and from school because of who your friends are? . . . . .	63
102	In the last 30 days, how many times have you been harassed at school, on a school bus or going to and from school because of how you look (weight, clothes, acne, or other physical characteristics)? . . . . .	64

103	In the last 30 days, how many times have you been harassed at school, on a school bus or going to and from school because you received unwanted sexual comments or attention? . . . . .	64
104	In the last 30 days, how many times have you been harassed at school, on a school bus or going to and from school through e-mail, social media sites (Facebook, Twitter, YouTube, etc.), chat rooms, instant messaging, web sites, texting or phone? . . . . .	64
105	In the last 30 days, how many times have you been harassed at school, on a school bus or going to and from school for other reasons? . . . . .	64
106	How often have you seen another student bully others by hitting, kicking, punching or otherwise hurting them in school or on the school bus? . . . . .	65
107	How often have you heard another student bully others by saying mean things, teasing or calling other students names in your school or on the school bus? . . . . .	65
108	How often have you heard another student spread mean rumors or leave other students out of activities to be mean in your school or on the school bus? . . . . .	65
109	Positive Youth Development . . . . .	66
110	Would you say that in general your emotional and mental health is... . . . . .	66
111	Would you say that in general your physical health is... . . . . .	66
112	I can do most things if I try. . . . .	66
113	I can work out my problems. . . . .	66
114	I volunteer to help others in my community. . . . .	67
115	There is at least one teacher or other adult in my school that really cares about me. . . . .	67
116	On an average school night, how many hours of sleep do you get? . . . . .	67
117	Mental Health Inventory 5 . . . . .	67
118	During the past 30 days, how much of the time have you been a happy person? . . . . .	68
119	During the past 30 days, how much of the time have you been a very nervous person? . . . . .	68
120	During the past 30 days, how much of the time have you felt calm and peaceful? . . . . .	68
121	During the past 30 days, how much of the time have you felt downhearted and blue? . . . . .	68
122	During the past 30 days, how much of the time have you felt so down in the dumps that nothing could cheer you up? . . . . .	69
123	During the past 12 months, did you ever feel so sad or hopeless almost every day for two weeks or more in a row that you stopped doing some usual activities? . . . . .	69
124	During the past 12 months, did you ever seriously consider attempting suicide? . . . . .	69
125	During the past 12 months, how many times did you actually attempt suicide? . . . . .	69

126	Gambling involves betting anything of value (money, a watch, soda, etc.) on a game or event with an uncertain outcome. Please mark ALL the different types of betting that you have done, if any, during the last 30 days: . . . . .	70
127	During the last 12 months, have you ever felt bad about the amount you bet, or about what happens when you bet money? . . . . .	70
128	During the last 12 months, have you ever felt that you would like to stop betting money but didn't think you could? . . . . .	70
129	Have you ever lied to anyone about betting/gambling? . . . . .	70
130	Have you ever bet/gambled more than you wanted to? . . . . .	71
131	Have your parents ever talked to you about the risks of betting/gambling? . . . . .	71
132	Have your teachers ever talked to you about the risks of betting/gambling? . . . . .	71
133	Were your parents ever separated or divorced after you were born? . . . . .	71
134	Have you ever lived with someone who is/was a problem drinker or alcoholic? . . . . .	71
135	Have you ever lived with someone who uses/used street drugs? . . . . .	71
136	Have you ever lived with a household member who is/was depressed or mentally ill? . . . . .	72
137	Have you ever felt that you did not have enough to eat? . . . . .	72
138	Have you ever felt that you had to wear dirty clothes? . . . . .	72
139	Have you ever felt that you had no one to protect you? . . . . .	72
140	During the past 30 days, on how many days did you smoke cigarettes? . . . . .	73
141	During the past 30 days, on how many days did you use other tobacco products? . . . . .	73
142	During the past 30 days, on how many days did you smoke tobacco in a "Hookah," also known as a water pipe? . . . . .	73
143	During the past 30 days, from which of the following sources did you get tobacco (cigarettes, chew, cigars)? Please mark all that apply. . . . .	74
144	Used any tobacco product during the past 30 days . . . . .	74
145	How old were you when you smoked a whole cigarette for the first time? . . . . .	74
146	How old were you when you smoked a whole cigarette for the first time? . . . . .	74
147	How old were you the first time you used tobacco products other than cigarettes such as snuff, chewing tobacco, and smoking tobacco from a pipe? . . . . .	75
148	How old were you the first time you used tobacco products other than cigarettes such as snuff, chewing tobacco, and smoking tobacco from a pipe? . . . . .	75
149	How old were you when you first tried e-cigarettes, vape-pens, or e-hookahs? . . . . .	75
150	During your life, on how many days have you had at least one drink of alcohol? . . . . .	76

151	During the past 30 days, on how many days did you have at least one drink of alcohol? . . . . .	76
152	During the past 30 days, on how many days did you have 5 or more drinks of alcohol in a row, that is, within a couple of hours? . . . . .	76
153	During the past 30 days, on how many days do you think most students in your school had at least one drink of alcohol? (your best estimate) . . . . .	76
154	During the past 30 days, on how many days do you think most students in your school had 5 or more drinks of alcohol in a row, that is, within a couple of hours? (your best estimate) . . . . .	77
155	Think of your four best friends (the friends you feel closest to). In the past 12 months, how many of your best friends have tried beer, wine, or hard liquor (for example, vodka, whiskey or gin)? . . . . .	77
156	During the past 30 days, what type of alcohol did you usually drink? Select only one response. . . . .	77
157	During the past 30 days, from which of the following sources did you get the alcohol you drank? Please mark all that apply. . . . .	78
158	In the last 12 months, which of the following have you experienced? Please mark all that apply. . . . .	78
159	During the past 30 days, how many times did you ride in a vehicle driven by a parent or other adult who had been drinking alcohol? . . . . .	79
160	During the past 30 days, how many times did you ride in a vehicle driven by a teenager who had been drinking alcohol? . . . . .	79
161	During the past 30 days, how many times did you drive a car or other vehicle when you had been drinking alcohol? . . . . .	79
162	During the past 30 days, how many times did most students in your school ride in a vehicle driven by a parent or other adult who had been drinking alcohol? . . . . .	79
163	During the past 30 days, how many times did most students in your school ride in a vehicle driven by a teenager who had been drinking alcohol? . . . . .	80
164	During the past 30 days, how many times did most students in your school drive a car or other vehicle when they had been drinking alcohol? . . . . .	80
165	How old were you when you had more than a sip or two of beer, wine, or hard liquor (for example, vodka, whiskey, or gin) for the first time? . . . . .	80
166	How old were you when you had more than a sip or two of beer, wine, or hard liquor (for example, vodka, whiskey, or gin) for the first time? . . . . .	80
167	How old were you when you first began drinking alcoholic beverages regularly, that is at least once or twice a month? . . . . .	81
168	How old were you when you first began drinking alcoholic beverages regularly, that is at least once or twice a month? . . . . .	81
169	During the past 30 days, how many times did you use marijuana? . . . . .	81

170	During the past 30 days, from which of the following sources did you get marijuana? Please mark all that apply. . . . .	82
171	How old were you when you tried marijuana for the first time? . . . .	82
172	How old were you when you tried marijuana for the first time? . . . .	82
173	How old were you when you first tried synthetic marijuana (also called K2, Spice, etc.) for the first time? . . . . .	83
174	How old were you when you first tried synthetic marijuana (also called K2, Spice, etc.) for the first time? . . . . .	83
175	During the past 30 days, on how many days did you sniff glue, breathe the contents of aerosol spray cans, or inhale any paints or sprays to get high? . . . . .	83
176	During the past 30 days, on how many days did you use synthetic marijuana, example: K2, Spice, etc.? . . . . .	83
177	During the past 30 days, on how many days did you use a prescription drug (such as OxyContin, Percocet, Vicodin, codeine, Adderall, Ritalin, or Xanax) without a doctor's orders? . . . . .	84
178	Which of the following illicit drugs did you use during the past 30 days? Please mark all that apply. . . . .	84
179	Any illicit drug use including marijuana, synthetic marijuana, cocaine, ecstasy, heroin, hallucinogens or methamphetamines . . . . .	85
180	Any illicit drug use including cocaine, ecstasy, heroin, hallucinogens or methamphetamines . . . . .	85
181	During your life, how many times have you Used marijuana? . . . . .	85
182	During your life, how many times have you Sniffed glue, breathed the contents of aerosol spray cans, or inhaled any paints or sprays to get high? . . . . .	85
183	During your life, how many times have you Taken steroid pills or shots without a doctor's prescription? . . . . .	86
184	During your life, how many times have you Taken a prescription drug not prescribed to you? . . . . .	86
185	During your life, how many times have you Used any form of cocaine, including powder, crack or freebase? . . . . .	86
186	During your life, how many times have you Used ecstasy (also called MDMA)? . . . . .	86
187	During your life, how many times have you Used heroin (also called smack, junk, or China White)? . . . . .	87
188	During your life, how many times have you Used methamphetamines (also called speed, crystal, crank or ice)? . . . . .	87
189	During your life, how many times have you used a needle to inject any illegal drug into your body? . . . . .	87
190	Lifetime drug use (includes marijuana, inhalants, steroids, prescription drugs, cocaine, ecstasy, heroin, methamphetamines) . . . . .	87
191	Lifetime drug use other than marijuana (includes inhalants, steroids, prescription drugs, cocaine, ecstasy, heroin, methamphetamines) . . . . .	87

192	If you wanted to get some, how easy would it be for you to get some beer, wine, or hard liquor (for example, vodka, whiskey, or gin)? . . . .	88
193	If you wanted to get some, how easy would it be for you to get some cigarettes? . . . . .	88
194	If you wanted to get some, how easy would it be for you to get some marijuana? . . . . .	88
195	If you wanted to get some, how easy would it be for you to get some synthetic marijuana, example: K2, Spice, etc.? . . . . .	88
196	If you wanted to get some, how easy would it be for you to get a drug like cocaine, LSD, or amphetamines? . . . . .	89
197	If you wanted to get some, how easy would it be for you to get prescription drugs not prescribed to you? . . . . .	89
198	If you wanted to get some, how easy would it be for you to get some e-cigarettes, vape-pens, or e-hookahs? . . . . .	89
199	How much do you think people risk harming themselves (physically or in other ways) if they take one or two drinks of an alcoholic beverage (beer, wine, liquor) nearly every day? . . . . .	89
200	How much do you think people risk harming themselves (physically or in other ways) when they have five or more drinks of an alcoholic beverage once or twice a week? . . . . .	90
201	How much do you think people risk harming themselves (physically or in other ways) if they smoke one or more packs of cigarettes per day? . . . . .	90
202	How much do you think people risk harming themselves (physically or in other ways) if they try marijuana once or twice? . . . . .	90
203	How much do you think people risk harming themselves (physically or in other ways) if they smoke marijuana once or twice a week? . . . .	90
204	How much do you think people risk harming themselves (physically or in other ways) if they use prescription drugs not prescribed to them? . . . .	91
205	How do you feel about someone your age having one or two drinks of an alcoholic beverage nearly every day? . . . . .	91
206	How do you feel about someone your age smoking one or more packs of cigarettes a day? . . . . .	91
207	How do you feel about someone your age trying marijuana or hashish once or twice? . . . . .	91
208	How do you feel about someone your age using prescription drugs not prescribed to them? . . . . .	92
209	How do you feel about someone your age using synthetic marijuana, example: K2, Spice? . . . . .	92
210	How do you feel about someone your age smoke e-cigarettes, vape-pens, or e-hookahs? . . . . .	92
211	During the past 12 months, do you recall hearing, reading, or watching an advertisement about prevention of substance abuse? . . . . .	92
212	During the past 12 months, have you had a special class about drugs or alcohol in school? . . . . .	93



213	During the past 12 months, have you talked with at least one of your parents about the dangers of tobacco, alcohol, or drug use? . . . . .	93
214	Would you be more or less likely to want to work for an employer that tests its employees for drug or alcohol use on a random basis? . . . . .	93
215	My parents ask if I've gotten my homework done. . . . .	94
216	My parents would catch me if I skipped school. . . . .	94
217	When I am not at home, one of my parents knows where I am and whom I am with. . . . .	94
218	My family has clear rules about alcohol and drug use. . . . .	94
219	How would most students in your school respond to this statement: "My family has clear rules about alcohol and drug use." . . . . .	95
220	How wrong do you think your parents feel it would be for you to have one or two drinks of an alcoholic beverage nearly every day? . . . . .	95
221	How wrong do you think your parents feel it would be for you to smoke cigarettes? . . . . .	95
222	How wrong do you think your parents feel it would be for you to smoke marijuana? . . . . .	95
223	How wrong do you think your parents feel it would be for you to use prescription drugs not prescribed to you? . . . . .	96
224	How wrong do you think your parents feel it would be for you to use synthetic marijuana, example: K2, Spice? . . . . .	96
225	How wrong do you think your parents feel it would be for you to smoke e-cigarettes, vape-pens, or e-hookahs? . . . . .	96
226	How wrong do you think your friends feel it would be for you to have one or two drinks of an alcoholic beverage nearly every day? . . . . .	97
227	How wrong do you think your friends feel it would be for you to smoke tobacco? . . . . .	97
228	How wrong do you think your friends feel it would be for you to smoke marijuana? . . . . .	97
229	How wrong do you think your friends feel it would be for you to use prescription drugs not prescribed to you? . . . . .	97
230	How wrong do you think your friends feel it would be for you to use synthetic marijuana, example: K2, Spice? . . . . .	98
231	How wrong do you think your friends feel it would be for you to smoke e-cigarettes, vape-pens, or e-hookahs? . . . . .	98
232	Body Mass Index Percentile Ranking . . . . .	98
233	How do you describe your weight? . . . . .	98
234	Which of the following are you trying to do about your weight? . . . . .	99
235	During the past 30 days, did you Go without eating for 24 hours or more (also called fasting) to lose weight or to keep from gaining weight? . . . . .	99
236	During the past 30 days, did you Take any diet pills, powders, or liquids without a doctor's advice to lose weight or to keep from gaining weight? (Do not include meal replacement products such as Slim Fast.) . . . . .	99

237	During the past 30 days, did you Vomit or take laxatives to lose weight or to keep from gaining weight? . . . . .	99
-----	---	----



## List of Figures

1	Supportive Atmosphere . . . . .	15
2	Attachment to School . . . . .	17
3	Opportunities for Participation . . . . .	19
4	Harassment - Grade 6 . . . . .	22
5	Harassment - Grade 8 . . . . .	23
6	Serious Problem Behaviors . . . . .	25
7	Positive Youth Development - Grade 6 . . . . .	27
8	Positive Youth Development - Grade 8 . . . . .	28
9	Psychological Distress, Depression and Suicide . . . . .	31
10	Adverse Childhood Experience . . . . .	33
11	Gambling - Grade 6 . . . . .	36
12	Gambling - Grade 8 . . . . .	37
13	Signs of Problem Gambling . . . . .	38
14	Alcohol, Tobacco and Other Drug Use - Grade 6 . . . . .	41
15	Alcohol, Tobacco and Other Drug Use - Grade 8 . . . . .	42

# 1 INTRODUCTION

This is a report of key findings from the *Oregon Student Wellness Survey*, a survey of 6th, 8th and 11th grade youth, conducted in the spring of 2016. The *Oregon Student Wellness Survey* is an anonymous and voluntary survey sponsored by the Oregon Health Authority (OHA) in collaboration with the Oregon Department of Education. OHA contracted with International Survey Associates to recruit schools, administer the survey and report survey results. The survey was available free of charge to all Oregon public and charter schools that chose to participate. Schools that agreed to participate in the *Oregon Student Wellness Survey* were given the option of administering the survey either online or by paper and pencil with the school district determining which method would be best for their particular circumstances.

The *Oregon Student Wellness Survey* was designed to assess a wide range of topics that included school climate, positive youth development, mental health, physical health, substance use, problem gambling, fighting and other problem behaviors.

*Oregon Student Wellness Survey* results are used by schools, state and local agencies, organizations and communities to assess and monitor the health and well being of Oregon youth and the environments in which they live. *Oregon Student Wellness Survey* data can serve as a valuable tool for program planning, implementation, and evaluation. The data are essential information for communications with legislators and the public, and communities and local agencies will find the data improves their ability to procure funding by providing the baseline data needed for grant writing. In these ways, schools, communities and policy makers will find themselves poised to make effective decisions about behavior and health related policies, services, programs and educational activities.

The *Oregon Student Wellness Survey* was designed as a split survey. The 6th and 8th grade version of the survey consisted of a subset of the questions found on the 11th grade version. In order to provide results that spanned all grade levels in a single report, the data for questions that did not appear on the 6th and 8th grade version appear in this report as missing.

This report is divided into topic specific sections. Each section provides a brief overview of the topic, followed by summary data tables that include results for all three grades. In addition, both local data and state data are reported. The state data for this report has been weighted based on enrollment numbers. The county data in this report has also been weighted.

For questions about the survey please contact:

Rusha Grinstead MS, MPH, PMP [rusha.grinstead@state.or.us](mailto:rusha.grinstead@state.or.us)  
Office of Health Analytics  
Oregon Health Authority  
500 Summer St NE, E-86  
Salem, OR 97301

## 1.1 Participants by Gender

Table 1: Participants by Gender

	Grade 6		Grade 8	
	County	State	County	State
Female	54	9,641	58	10,285
Male	66	9,662	66	10,481
Transgender	0	54	0	145
Other	0	130	3	280
NA*	3	318	3	273
<b>TOTAL</b>	<b>122</b>	<b>19,806</b>	<b>130</b>	<b>21,464</b>

\* NA - No Answer

## 1.2 Race and Ethnicity

Schools throughout Oregon vary considerably in the racial and ethnic composition of their students. The *Oregon Student Wellness Survey* asks one question about race and another about Hispanic or Latino ethnicity.

The table below shows the percentage of students that self-identified as...

Table 2: Race and Ethnicity

	Grade 6		Grade 8	
	County	State	County	State
American Indian or Alaska Native	20.3	3.6	19.4	2.5
Asian	0.0	4.4	2.2	4.2
Black or African American	1.4	2.7	1.4	2.6
Native Hawaiian or Other Pacific Islander	2.1	0.9	2.9	1.1
White	23.8	54.5	20.9	56.4
Multiracial	19.6	13.5	20.1	13.0
Other	32.9	20.2	33.1	20.2

Percentages exclude missing answers.

The table below shows the student responses to the question "Are you Hispanic or Latino/Latina?"

Table 3: Hispanic or Latino/Latina?

	Grade 6		Grade 8	
	County	State	County	State
Yes	40.6	25.8	43.3	26.7
No	59.4	74.2	56.7	73.3

Percentages exclude missing answers.

### 1.3 Tribal Affiliation

Students were asked if they were enrolled in any of the following tribes.

Table 4: Tribe

	Grade 6		Grade 8	
	County	State	County	State
I am not enrolled in a tribe	54.1	91.1	67.9	93.1
Burns Paiute Tribe	2.2	0.1	0.0	0.1
Coquille Indian Tribe	0.7	0.2	0.0	0.2
Cow Creek Band of Umpqua Tribe of Indians	0.0	0.2	0.0	0.2
Confederated Tribes of Grand Ronde	0.0	0.1	0.0	0.1
Klamath Tribes	2.2	0.4	0.0	0.2
Confederated Tribes of the Umatilla Indian Reservation	2.2	0.1	0.0	0.2
Confederated Tribes of the Coos, Lower Umpqua, and Siuslaw Indians	0.0	0.1	0.8	0.1
Confederated Tribes of Siletz Indians	0.0	0.2	0.0	0.3
Confederated Tribes of Warm Springs	20.0	0.1	23.7	0.1
Other	18.5	7.3	7.6	5.5

Percentages exclude missing answers.

## 1.4 Language Used at Home

Students were asked what language they used most often at home.

Table 5: Language Used at Home

	Grade 6		Grade 8	
	County	State	County	State
English	82.0	83.0	81.8	83.6
Russian	0.0	0.9	0.0	1.2
Spanish	15.8	12.7	17.5	12.0
Vietnamese	0.0	0.6	0.0	0.7
A tribal language	1.4	0.1	0.7	0.2
Another language	0.7	2.7	0.0	2.3

*Percentages exclude missing answers.*

## 2 SCHOOL CLIMATE

School climate is an important issue to parents, administrators and the community. The environment within a school directly impacts students' academic, social, emotional and mental states. Respectful, supportive relationships among students, teachers and parents are fundamental. When students have opportunities to collaborate and share a sense of purpose and ideals, students, faculty and staff look forward to school. When students are attached to school and to teachers and prosocial peers, they are more likely to behave in prosocial ways themselves, and to avoid engaging in high-risk behaviors.

There is strong evidence that the learning environment influences student attachment to school. Classroom and school interventions that make the learning environment safer, more caring, better managed and highly participatory and that enhance students' social competence have been shown to increase student attachment to school. A comprehensive assessment of school climate involves input from students, faculty and staff on a wide range of topics. The data collected with the *Oregon Student Wellness Survey* deals exclusively with the student perception aspect of school climate. It provides an assessment of whether students feel they belong, are valued and physically and emotionally safe at school.

### 2.1 Supportive Atmosphere

In supportive atmospheres students feel more comfortable approaching and interacting with teachers and peers, thereby strengthening their relationships.

The table below reports the percentage of students that agree with the following statements.

Table 6: Supportive Atmosphere

	Grade 6		Grade 8	
	County	State	County	State
My teachers notice when I am doing a good job and let me know about it.	60.6	79.0	75.5	68.8
I can talk to my teachers openly and freely about my concerns.	41.1	68.9	49.6	56.6
In my school, teachers treat students with respect.	78.1	88.6	68.6	77.1
Most students at my school help each other when they are hurt or upset.	59.4	76.8	54.3	63.8
In my school, students that work hard to get good grades are picked on by other students.	42.9	29.0	29.5	24.5

*Percentages exclude missing answers.*

## Supportive Atmosphere Jefferson County

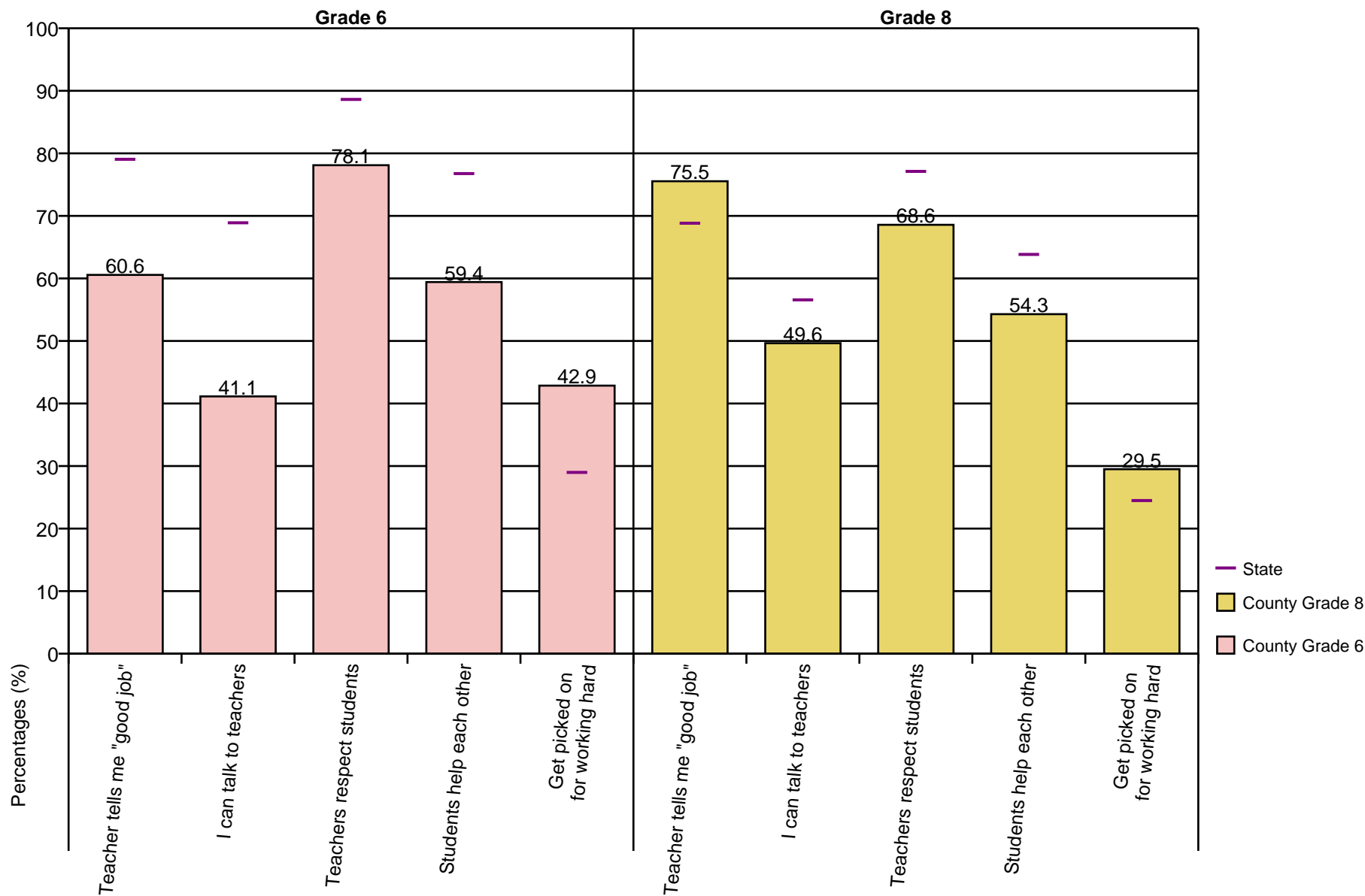


Figure 1: Supportive Atmosphere



## 2.2 Attachment to School

Students who like school, feel their assignments are important, and that what they are learning in school will be valuable to them later in life, are better prepared to make successful transitions after graduation. Young people who do not feel a part of society, are not bound by rules, don't believe in trying to be successful or responsible are at high risk of academic failure and developing mental, emotional or behavioral disorders.

Table 7: Attachment to School

	Grade 6		Grade 8	
	County	State	County	State
I like school	46.2	59.7	34.5	44.2
I did not skip school in the last four weeks	63.8	74.5	68.1	76.5
I respect my teachers	86.0	94.5	84.6	89.1

Percentages exclude missing answers.

The following tables show the percentage of students who say...

Table 8: Value School Work

	Grade 6		Grade 8	
	County	State	County	State
I feel that schoolwork is meaningful and important	55.9	63.5	37.1	42.0
I tried to do my best work in school over the past year	83.2	87.8	71.6	77.2
I think the things I am learning in school are going to be important later in life	75.0	75.9	56.6	56.5

Percentages exclude missing answers.

Table 9: Accountability to Parents

	Grade 6		Grade 8	
	County	State	County	State
My parents ask if I've gotten my homework done.	81.5	88.8	67.4	80.8
My parents would catch me if I skipped school.	80.9	90.6	75.4	84.8
When I am not at home, one of my parents knows where I am and whom I am with.	82.4	90.4	83.0	87.6

Percentages exclude missing answers.

## Attachment to School

Jefferson County

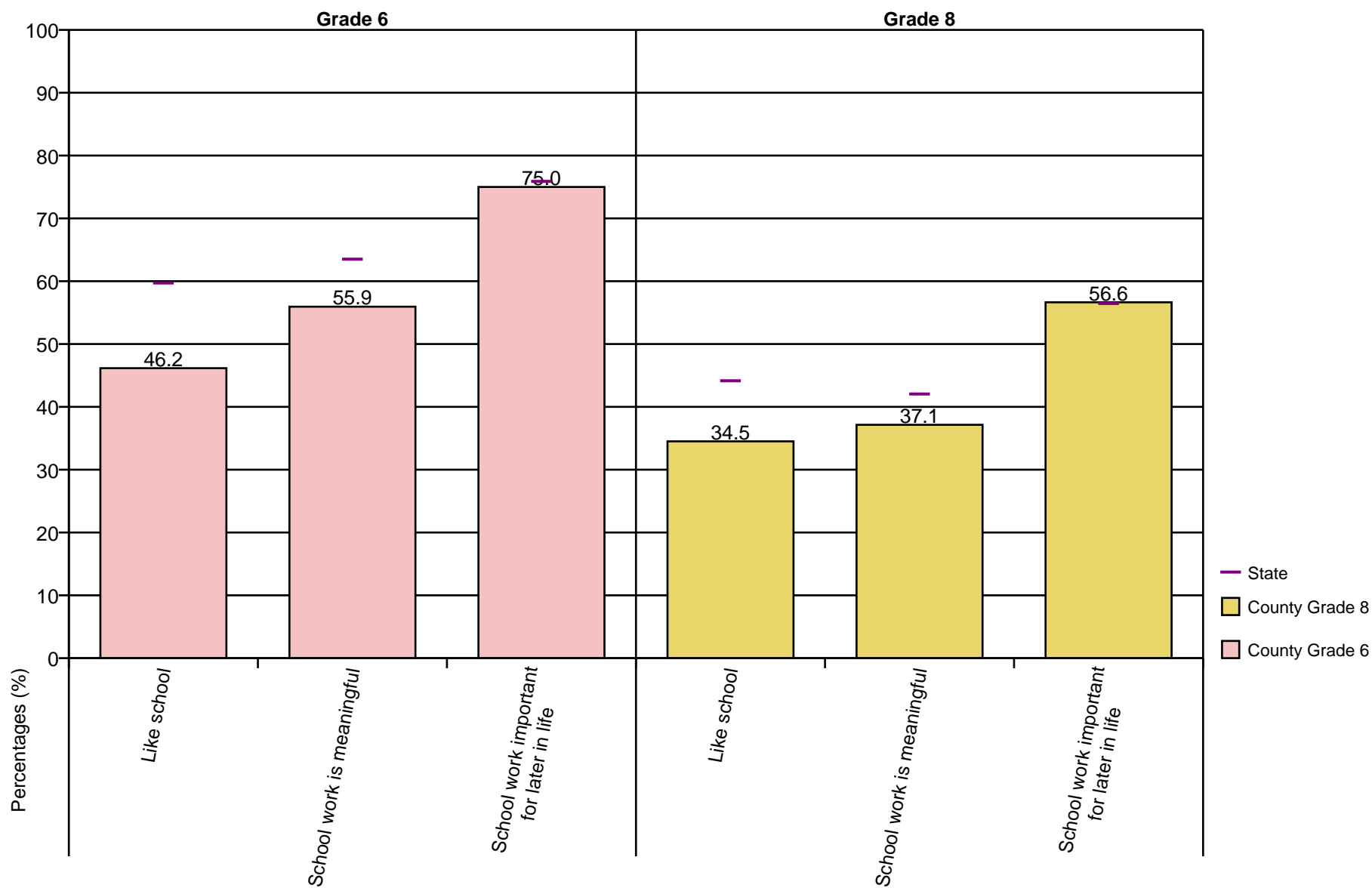


Figure 2: Attachment to School

## 2.3 Opportunities for Participation

When young people are given many opportunities to participate meaningfully in school activities that are important to them, they are less likely to engage in problem behaviors. When opportunities are available for positive participation outside of class, children are less likely to engage in substance use, and other problem behaviors.

The table below shows the percentage of students that agree with the following statements about their school.

Table 10: Opportunities for Participation

	Grade 6		Grade 8	
	County	State	County	State
I have lots of chances to be part of class discussions or activities.	83.6	89.6	78.6	87.2
There are lots of chances for students in my school to get involved in sports, clubs, and other school activities outside of class.	86.5	90.0	90.0	86.9

*Percentages exclude missing answers.*

# Opportunities for Participation

Jefferson County

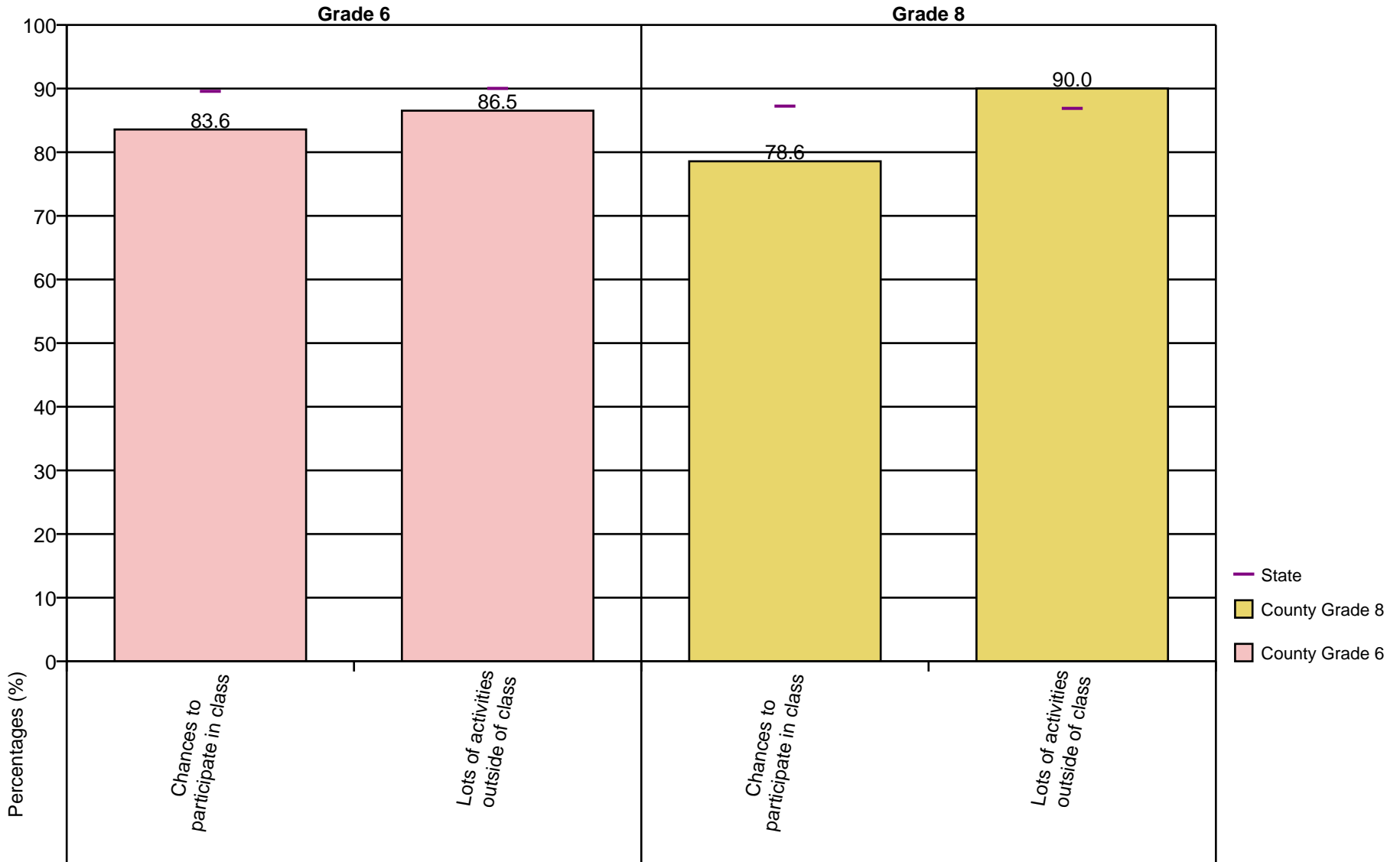


Figure 3: Opportunities for Participation

## 2.4 Safe Environment

Students who are harassed, feel unsafe or otherwise victimized are more likely to cut classes, skip school, feel depressed or become involved in problem behaviors. Comprehensive discipline, positive behavior support and anti-bullying programs in schools have been shown to reduce the incidence of harassment.

Table 11: Safe Environment

	Grade 6		Grade 8	
	County	State	County	State
Did not go to school one or more times in the past 30 days because you felt unsafe at school or on your way to or from school	16.3	8.7	9.9	7.3

*Percentages exclude missing answers.*

The following table shows the percentage of students that witnessed another student being harassed in school or on the school bus in the past year.

Table 12: Bullying

	Grade 6		Grade 8	
	County	State	County	State
Heard another student bully others by saying mean things, teasing or calling other students names in your school or on the school bus?	75.9	67.1	73.4	74.7
Seen another student bully others by hitting, kicking, punching or otherwise hurting them in school or on the school bus?	61.8	49.8	65.5	54.9
Heard another student spread mean rumors or leave other students out of activities to be mean in your school or on the school bus?	76.1	63.6	74.8	72.0

*Percentages exclude missing answers.*

This table shows the percentage of students that have been harassed during the past 30 days. Students were asked to indicate whether they were harassed at school or on the way to or from school for any of the following reasons.

Table 13: Harassment

	Grade 6		Grade 8	
	County	State	County	State
Your race or ethnic origin	14.7	8.8	18.1	12.5
Someone said you were gay, lesbian, bisexual or transgender	16.2	13.3	19.4	12.8
Your group of friends	30.0	19.8	25.9	20.7
Your weight, clothes, acne or other physical characteristics	37.1	25.9	39.0	29.7
Unwanted sexual comments or attention	9.1	6.5	10.9	11.0
E-mail, chat rooms, IM, web sites, texting or phone	19.7	13.6	27.5	18.7
For other reasons.	28.3	20.9	22.2	23.1
Any harassment in the past 30 days	57.6	45.7	60.0	48.9

*Percentages exclude missing answers.*

# Harassment - Grade 6

Jefferson County

## Grade 6

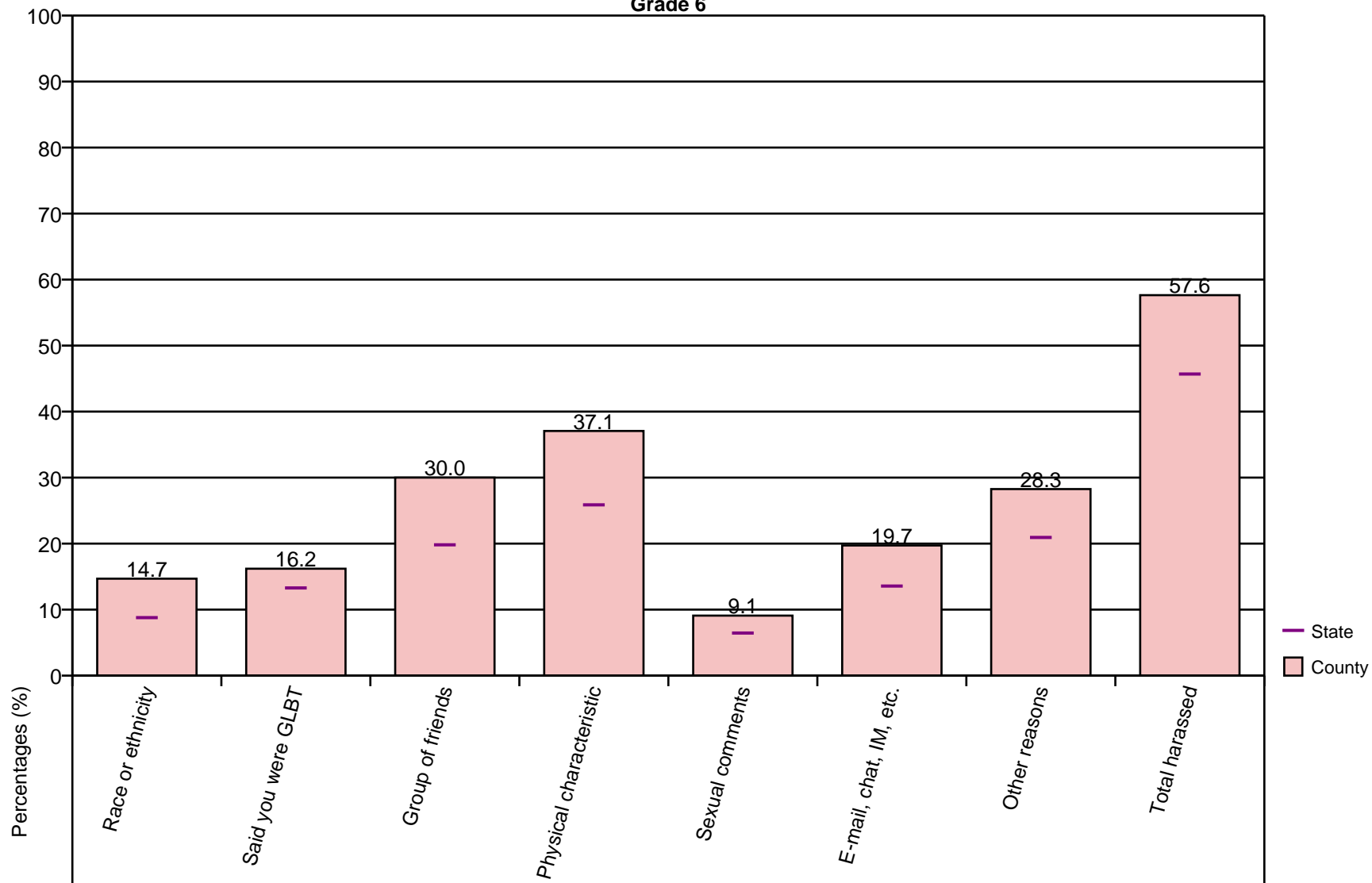


Figure 4: Harassment - Grade 6



Harassment - Grade 8  
Jefferson County

Grade 8

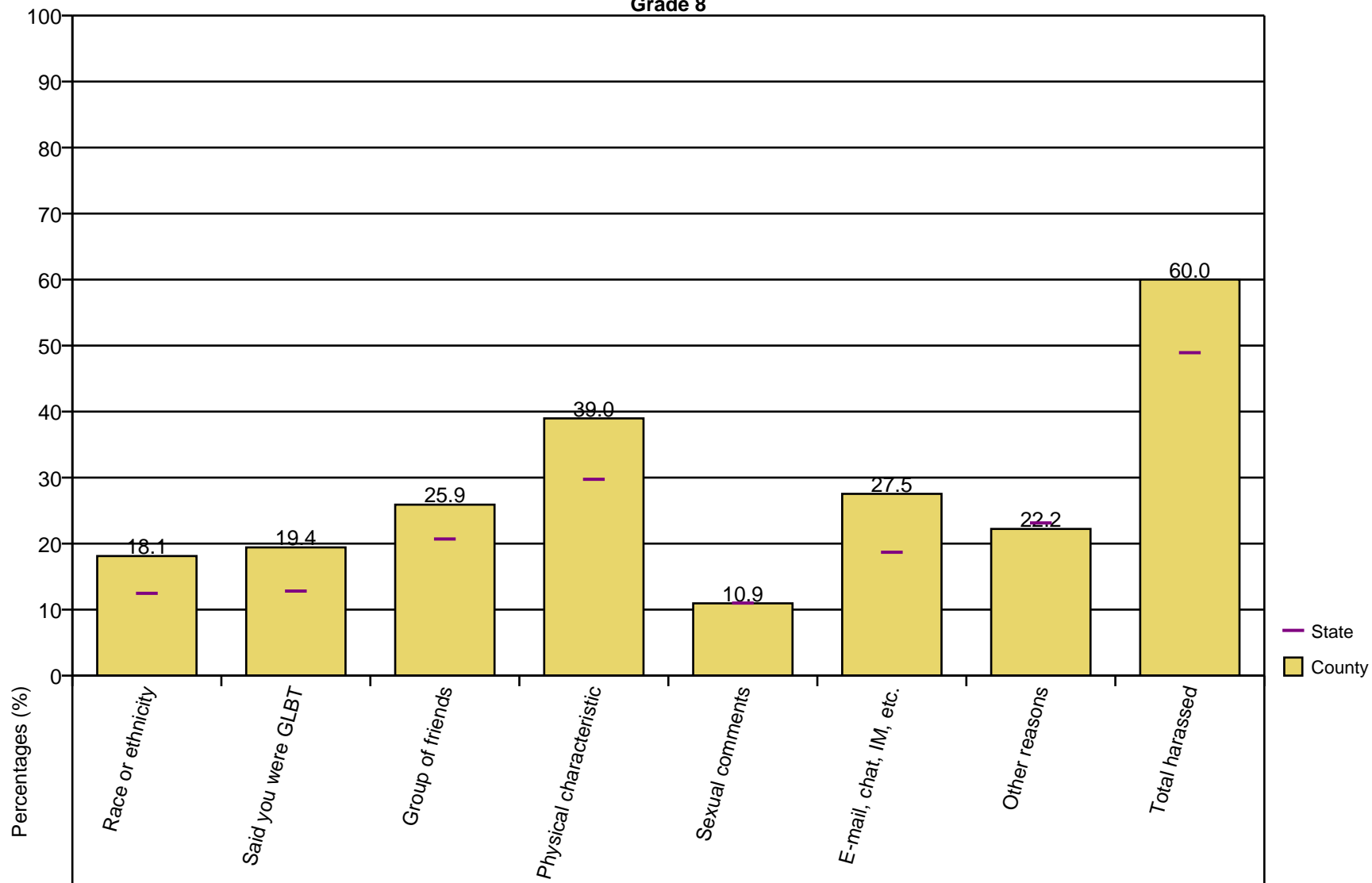


Figure 5: Harassment - Grade 8

## 2.5 Serious Problem Behaviors

Schools are one of the safest places for our children. This does not mean that they are free of serious problem behaviors.

This table shows the prevalence of other serious problem behaviors reported to have occurred in the past 12 months at school.

Table 14: Serious Problem Behaviors on School Property - Past 12 Months

	Grade 6		Grade 8	
	County	State	County	State
Someone has offered, sold or given you an illegal drug at school	3.5	2.4	9.4	9.3
Were in a physical fight on school property	18.3	14.9	15.9	12.5
Been threatened with a weapon on school property	16.0	9.0	16.7	10.9

*Percentages exclude missing answers.*

This table shows the prevalence of other serious problem behaviors reported to have occurred in the past 30 days at school.

Table 15: Serious Problem Behaviors on School Property - Past 30 Days

	Grade 6		Grade 8	
	County	State	County	State
Took a weapon other than a gun to school	9.2	2.4	7.2	4.8
Took a gun to school	2.8	0.7	1.4	1.0
Have a gun/weapon on school property	10.5	2.5	7.8	5.0

*Percentages exclude missing answers.*

This table shows problem behaviors that took place in the past 12 months, but they may take place anywhere, not necessarily on school property.

Table 16: Serious Problem Behaviors

	Grade 6		Grade 8	
	County	State	County	State
In a physical fight	28.4	26.3	22.9	23.8
Bullied someone physically or verbally	21.1	15.2	28.1	19.2

*Percentages exclude missing answers.*

## Serious Problem Behaviors Jefferson County

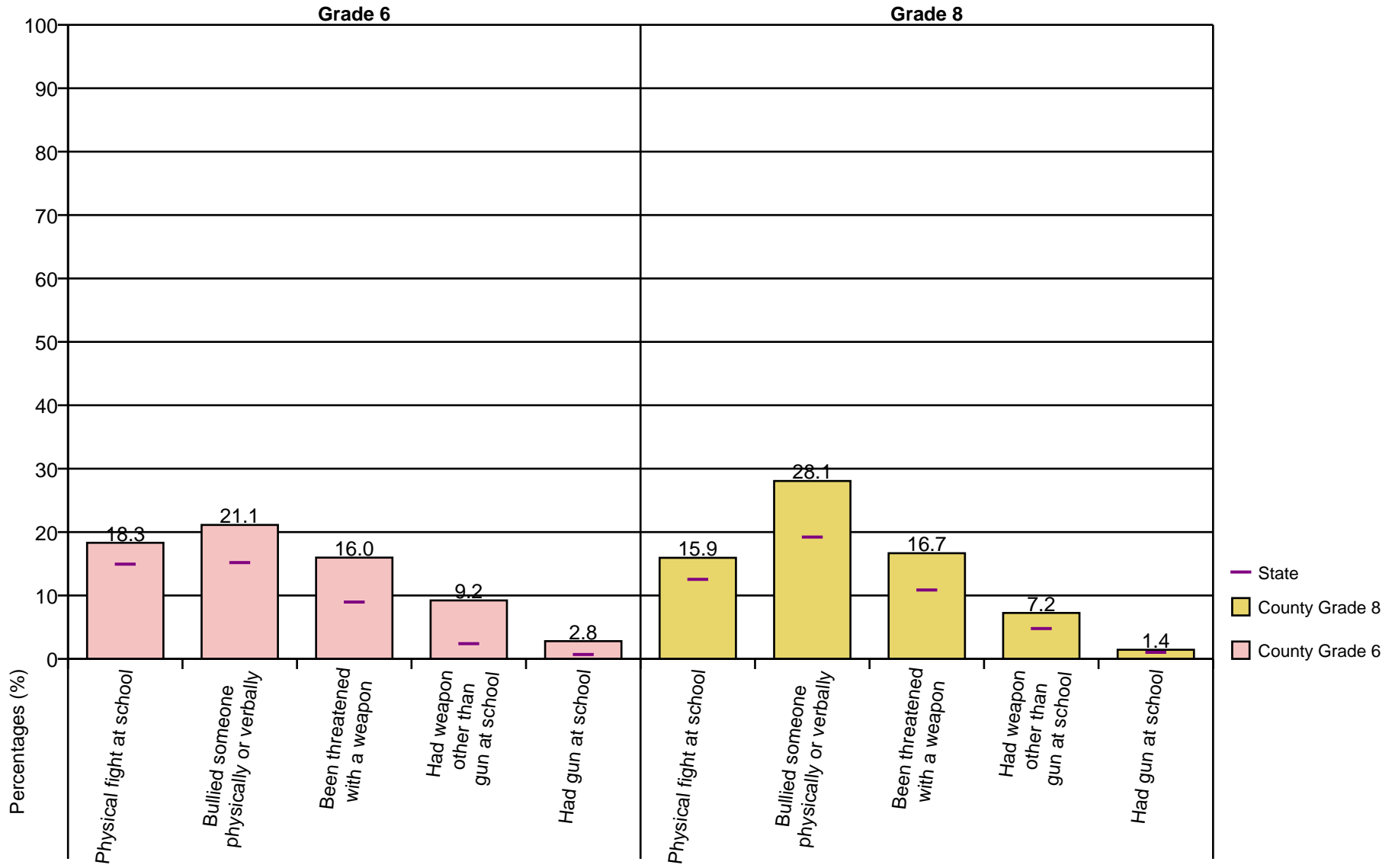


Figure 6: Serious Problem Behaviors

### 3 POSITIVE YOUTH DEVELOPMENT

In 2006, a statewide benchmark of positive youth development (PYD) was established for 8th and 11th graders. High levels of positive youth development are strongly associated with healthy behaviors and student success. The benchmark looks at six components: emotional and mental health, physical health, feelings of competence, self-confidence, support of a caring adult in school, and service to the community.

#### 3.1 Positive Youth Development Benchmark

Students that answer at least five of the six PYD questions in a positive manner are considered to have strong positive youth development.

Table 17: PYD Benchmark

	Grade 6		Grade 8	
	County	State	County	State
Strong positive youth development	56.6	63.3	38.2	54.8
Weak positive youth development	43.4	36.7	61.8	45.2

### 3.2 General Health

Two questions are asked as an assessment of student health.

Table 18: General Health

	Grade 6		Grade 8	
	County	State	County	State
Good to excellent physical health	91.5	90.7	78.2	85.9
Good to excellent emotional and mental health	90.2	88.7	78.6	79.5

### 3.3 Competence, Confidence, Support and Service

The following table reports the percentage of students that indicated the statement is "pretty much true" or "very much true."

Table 19: Competence, Confidence, Support and Service

	Grade 6		Grade 8	
	County	State	County	State
I can work out my problems.	69.9	80.8	64.9	78.7
I can do most things if I try.	65.4	75.3	61.9	78.3
There is at least one teacher or other adult in my school that really cares about me.	64.6	73.5	54.8	66.1
I volunteer to help others in my community.	60.9	57.4	50.4	48.9

# Positive Youth Development - Grade 6

Jefferson County

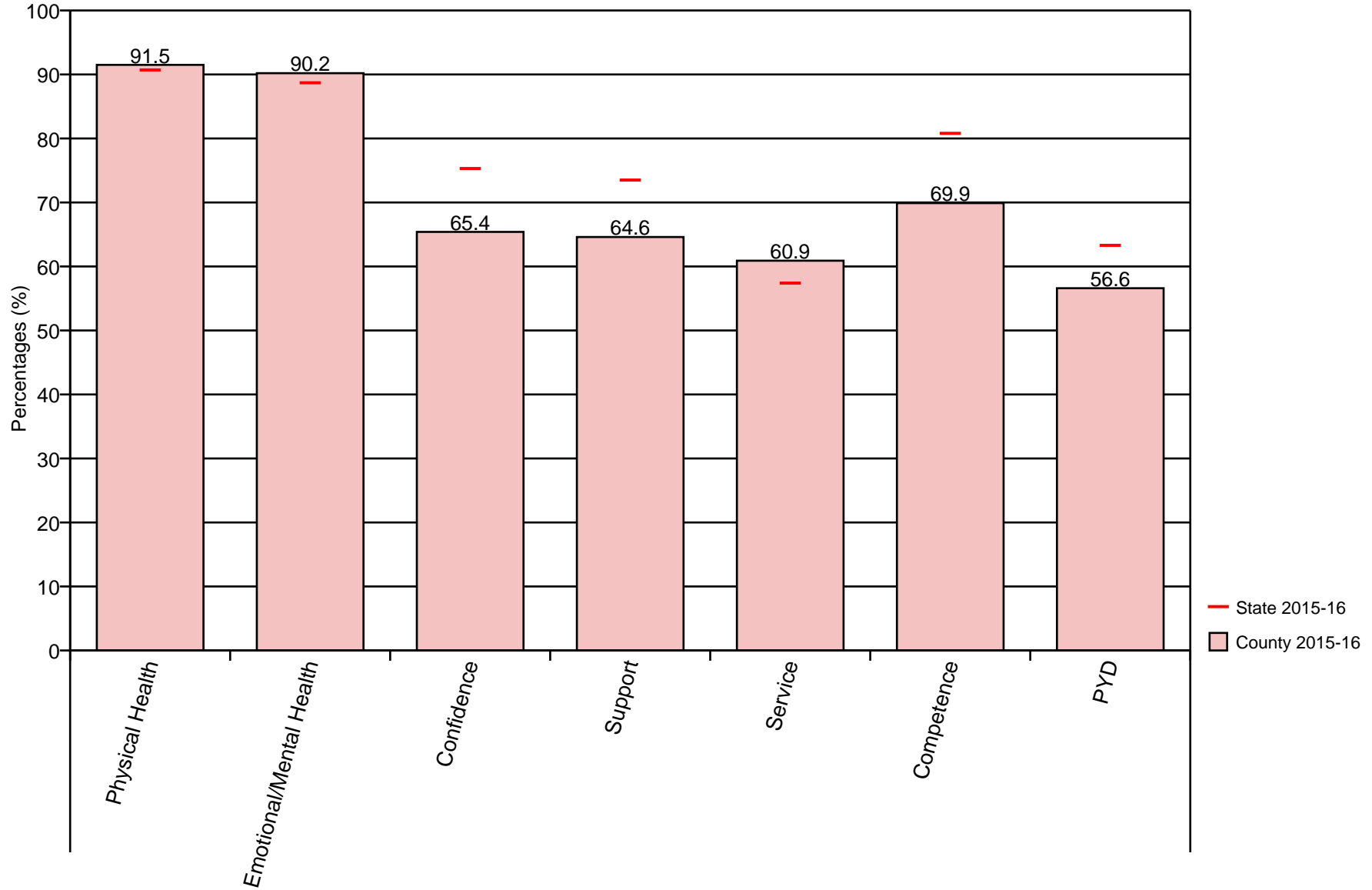


Figure 7: Positive Youth Development - Grade 6

# Positive Youth Development - Grade 8

Jefferson County

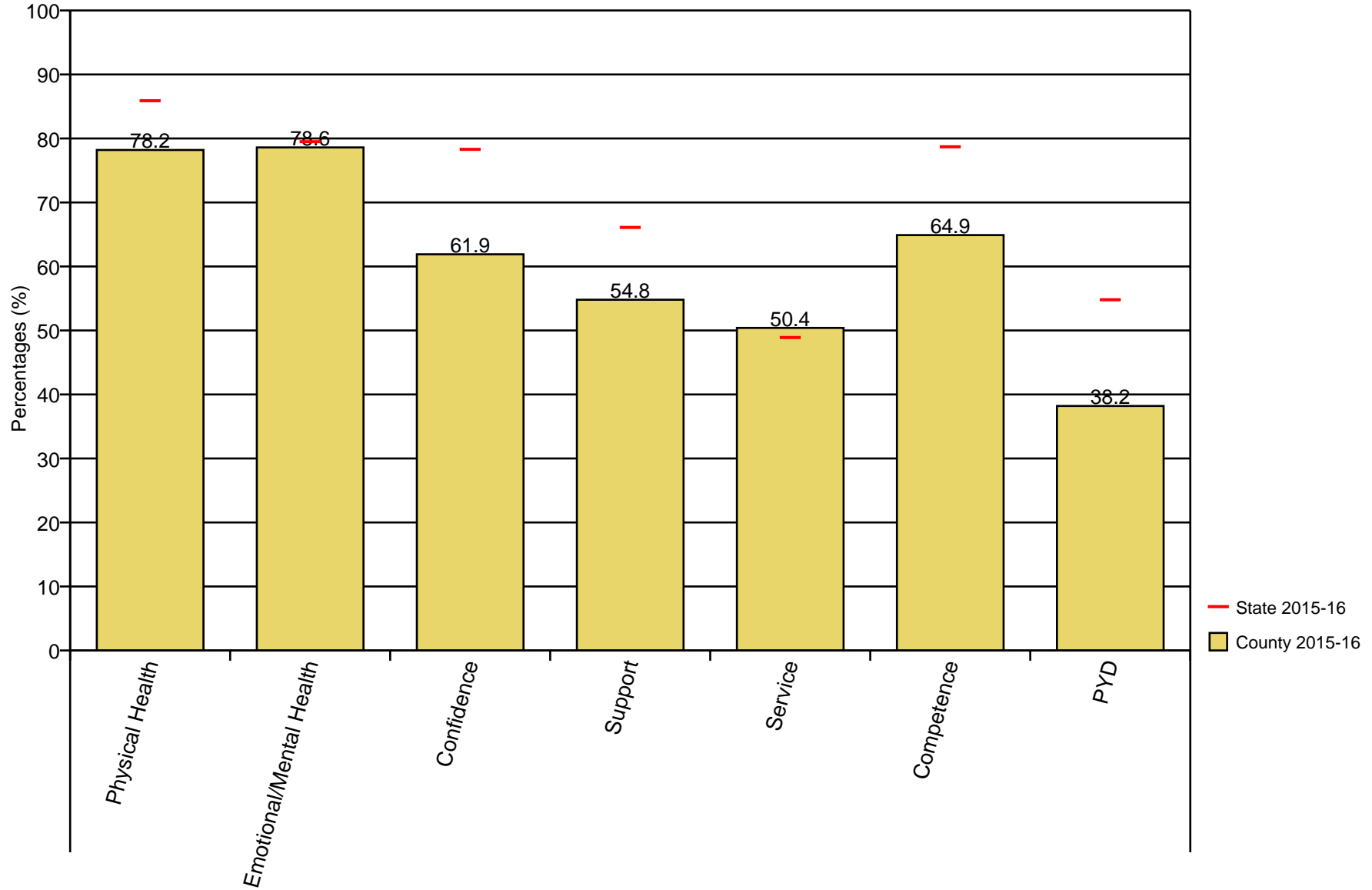


Figure 8: Positive Youth Development - Grade 8

## 4 MENTAL AND EMOTIONAL HEALTH

Good mental and emotional health makes it easier for youth to establish constructive interpersonal relationships, succeed in school and make a successful transition into the workforce. Depression and psychological distress can interfere with the development of positive teacher and peer relationships. Youth with depression or high levels of psychological distress may find it difficult to focus on academics. They are more likely to smoke, drink alcohol or use other drugs and they are at increased risk of suicide.

The *Oregon Student Wellness Survey* asks questions about emotional and mental health, depression, suicide thoughts and suicide attempts. The survey also asks a series of five questions known as the Mental Health Inventory (MHI-5). When responses for all five are considered together, the result is an estimate of the level of psychological distress that youth are experiencing. MHI-5 scores range from five to 30. Scores of 21 or higher are an indication that youth may be experiencing a mental health concern that requires further assessment.

### 4.1 Psychological Distress

This table shows the percentage of students with high levels of psychological distress during the past 30 days based on an MHI-5 score of 21 or higher.

Table 20: Psychological Distress

	Grade 6		Grade 8	
	County	State	County	State
Below MHI-5 cutoff	95.3	93.5	88.4	87.9
At or above MHI-5 cutoff	4.7	6.5	11.6	12.1

The following table contains data on each of the five Mental Health Inventory questions. This series of questions asks about how the student was feeling during the past 30 days. The table reports the percentage of students who indicated "a good bit of the time," "most of the time", or "all of the time."

Table 21: Mental Health Inventory-5 Questions

	Grade 6		Grade 8	
	County	State	County	State
Been a happy person?	75.2	82.6	70.2	73.8
Felt calm and peaceful?	61.0	67.5	53.6	59.2
Been a very nervous person?	24.6	27.1	33.1	33.9
Felt downhearted and blue?	19.6	17.4	28.4	24.5
Felt so down in the dumps that nothing could cheer you up?	21.4	12.6	19.9	17.9



## 4.2 Depression and Suicide Ideation

Suicide is the second leading cause of death among Oregon youth aged 10-24. Depression is the most common underlying cause of suicide. The following table reports the percentage of students who had signs of depression, thoughts about suicide, or actually attempted suicide during the last 12 months.

Table 22: Depression and Suicide Ideation

	Grade 6		Grade 8	
	County	State	County	State
Did you ever feel so sad or hopeless almost every day for two weeks or more in a row that you stopped doing some usual activities?	27.3	19.0	28.4	25.9
Did you ever seriously consider attempting suicide?	11.3	10.5	21.3	17.6
Actually attempted suicide?	12.0	6.2	16.7	9.4

## Psychological Distress, Depression and Suicide

Jefferson County

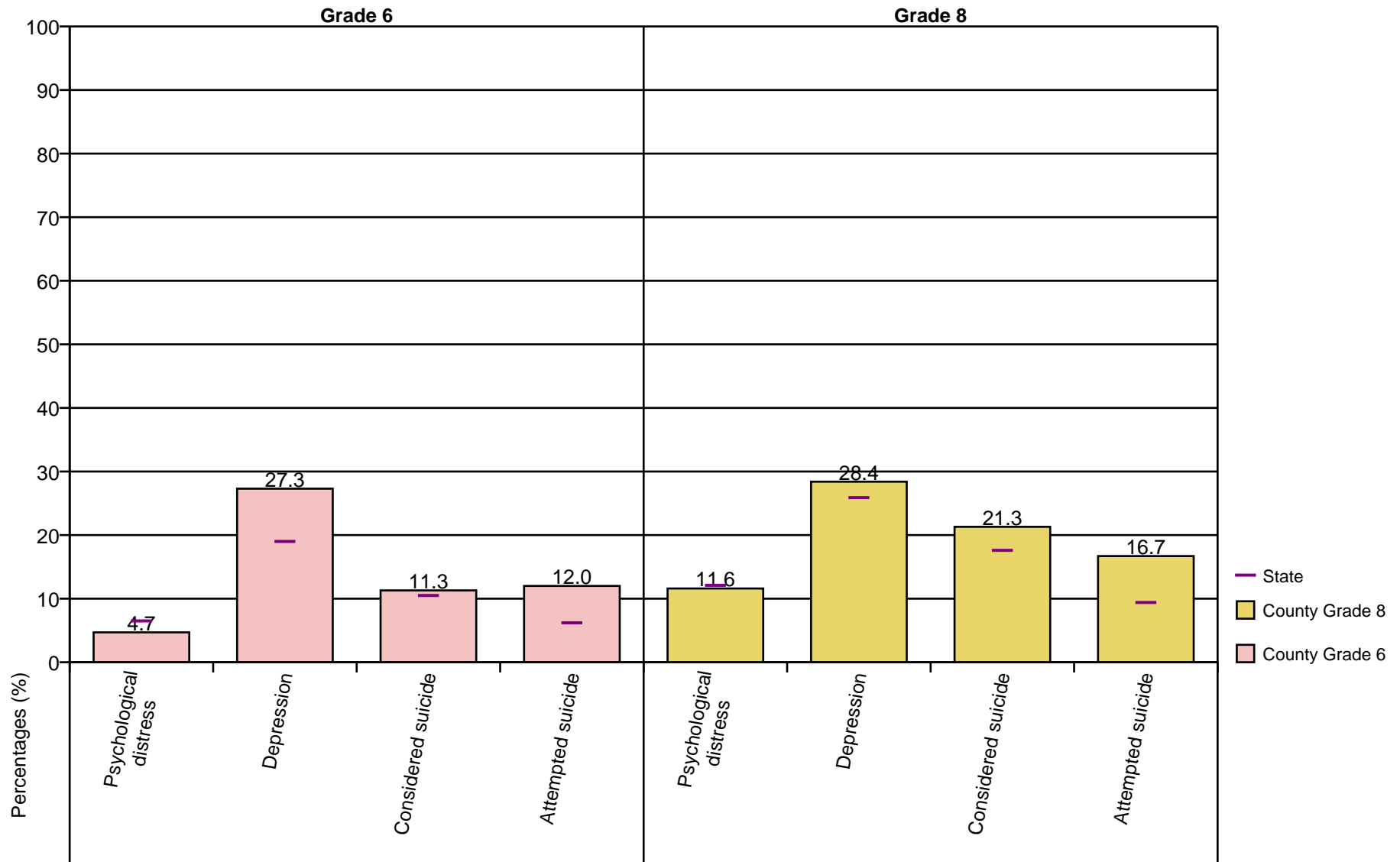


Figure 9: Psychological Distress, Depression and Suicide

### 4.3 Adverse Childhood Experiences

**Adverse Childhood Experiences (ACEs)** is a term used to describe neglect, abuse, violence and/or distressed family environments that children under the age of 18 years may experience. The cumulative effect of ACEs can be traumatic, especially if experienced repeatedly beginning at a young age. There is a strong association between the amount of ACEs an individual experienced during childhood and the increased risk for negative health behaviors (smoking, drug and alcohol abuse and risky sexual behaviors), chronic mental health concerns (depression and suicidal thoughts) and chronic diseases (heart disease, stroke, diabetes and cancer) later in life.

The following table details the percentage of students who responded **YES** to the ACE questions:

Table 23: Adverse Childhood Experience\*

	Grade 6		Grade 8	
	County	State	County	State
Were your parents ever separated or divorced after you were born?	47.0	35.2	38.1	40.4
Have you ever lived with someone who is/was a problem drinker or alcoholic?	31.8	22.2	32.6	31.4
Have you ever lived with someone who uses/used street drugs?	16.0	11.4	18.4	20.7
Have you ever lived with a household member who is/was depressed or mentally ill?	23.5	20.4	25.4	30.7
Have you ever felt that you did not have enough to eat?	26.9	19.9	22.3	18.2
Have you ever felt that you had to wear dirty clothes?	12.2	9.9	9.4	11.2
Have you ever felt that you had no one to protect you?	31.3	14.7	15.0	16.4

# Adverse Childhood Experience

## Jefferson County

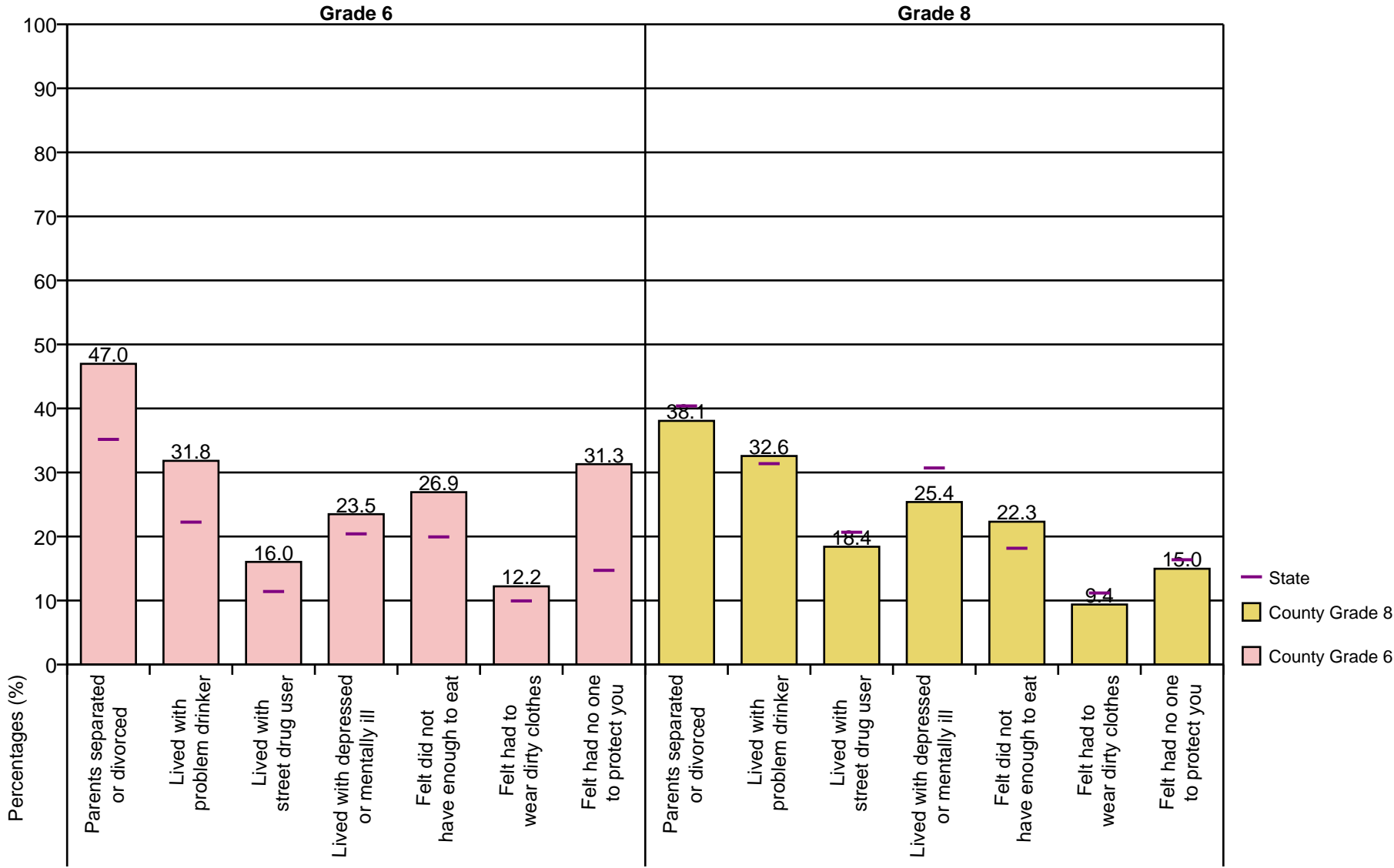


Figure 10: Adverse Childhood Experience

## 5 PROBLEM GAMBLING

Students today are increasingly being exposed to gambling opportunities - on the Internet, in the community, at home and even at church - so it's no surprise that problems associated with gambling are being seen in youth. It's generally not perceived nor treated as risky, yet research shows that youth who gamble are much more likely to engage in other risky behaviors such as drinking, smoking and using drugs and some of them will go on to develop serious gambling problems.

The adolescent brain is developmentally inclined towards risk, minimal consideration of consequences, preference for stimulation and novelty, all of which gambling offers in abundance.

The *Oregon Student Wellness Survey* asks a series of questions that address and measure various gambling activities. Students were asked questions regarding the types of gambling in which they participated, in their feelings about being involved in gambling and the degree to which parents and teachers have communicated to the students the risks involved in engaging in this particular activity.

Gambling can be addictive, yet most youth and parents treat it as harmless entertainment. The following tables and charts contain data on gambling questions. These percentages are provided by grade level and statewide data are included for comparison purposes. For more information on youth gambling in Oregon, including more data and educational resources, go to [www.problemgamblingprevention.org](http://www.problemgamblingprevention.org)

### 5.1 Types of Gambling in the Past 30 Days

Gambling involves betting anything of value (money, a watch, soda, etc.) on a game or event. The following table shows the percentage of students who participated in these types of gambling in the last 30 days.

Table 24: Types of Gambling in the Past 30 Days

	Grade 6		Grade 8	
	County	State	County	State
I did not gamble during the last 30 days.	53.8	68.2	54.9	66.0
Playing lottery tickets / Powerball / Megabucks.	6.2	2.8	4.9	4.4
Playing dice or coin flips.	13.1	7.3	10.4	8.4
Playing cards (poker, etc.).	10.3	5.4	11.1	8.6
Betting on a sports team.	20.0	9.7	15.3	11.9
Betting on games of personal skill (bowling, video games, dares, etc.).	24.1	10.9	20.8	14.0
Gambling on the Internet for free or with money.	2.1	1.1	0.0	2.8
Playing Bingo for money.	7.6	2.5	7.6	2.9
Other.	13.8	7.5	12.5	8.7

*Percentages exclude missing answers.*

## 5.2 Risk of Problem Gambling

Most youth don't have large sums of money to spend on gambling, so this measure must be looked at within that context. The fact that youth are spending any money on a potentially addictive behavior is of concern, and some youth spend significant amounts on it. Even those who spend a small amount of money are still "spending" time and attention on gambling at the expense of other activities and responsibilities. By the time they get into college, where problem gambling rates are among the highest and the average college student gets 25 credit card solicitations a year, some youth have developed seemingly innocent gambling habits that will cost them dearly.

The following table shows the percentage of students who reported the following signs of problem gambling in the last 12 months. The last two questions (lied about/bet more) are based on a valid and reliable problem gambling screening instrument which has been used for many years; saying yes to either of these is highly correlated to a potential gambling problem and indicates a need for further assessment by a trained counselor.

Table 25: Signs of Problem Gambling

	Grade 6		Grade 8	
	County	State	County	State
Felt bad about the amount you bet, or about what happens when you bet money	5.6	2.4	2.1	2.3
Felt that you would like to stop betting money but didn't think you could	6.9	2.6	3.5	1.8
Lied to anyone about betting/gambling	6.3	3.0	7.1	4.3
Bet/gambled more than you wanted to	5.5	2.7	2.9	4.1

## 5.3 Communication about the Risks of Gambling

Table 26: Communication About the Risks of Gambling

	Grade 6		Grade 8	
	County	State	County	State
Parents have talked to you about the risks of betting/gambling	46.2	49.4	39.1	48.5
Teachers have talked to you about the risks of betting/gambling	22.9	19.2	16.3	23.2

Gambling - Grade 6  
Jefferson County

Grade 6

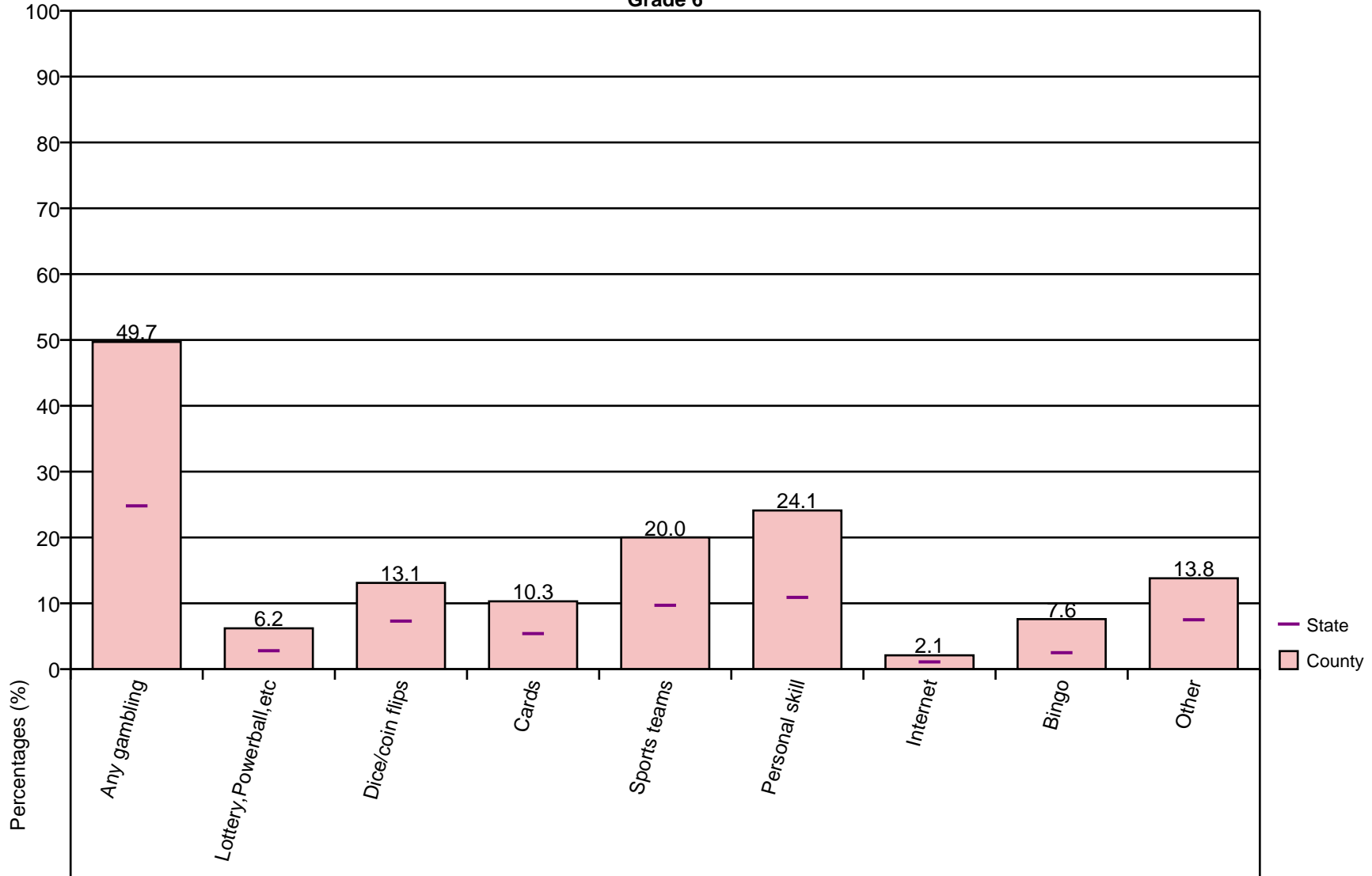


Figure 11: Gambling - Grade 6



# Gambling - Grade 8

Jefferson County

Grade 8

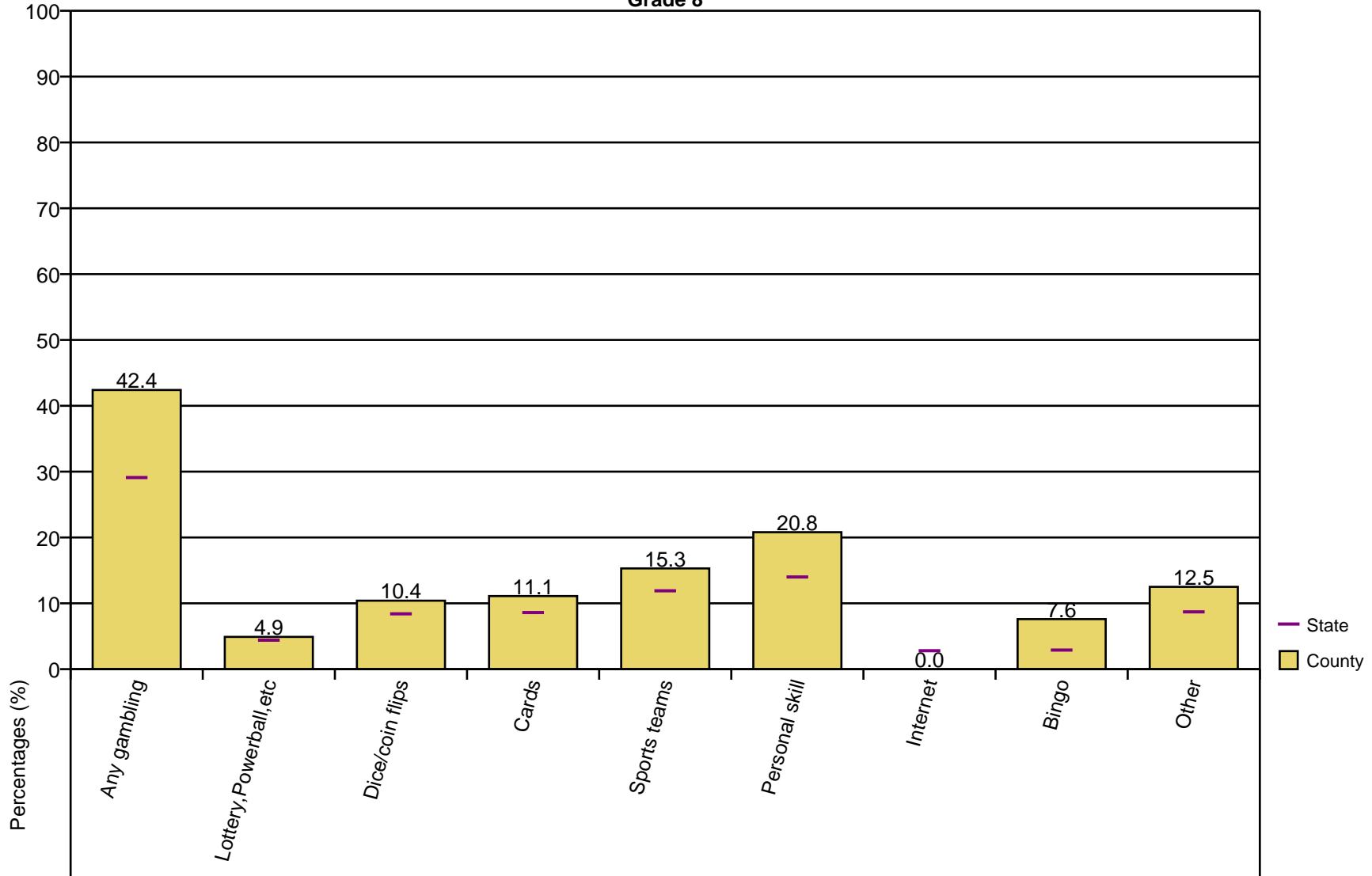


Figure 12: Gambling - Grade 8

## Signs of Problem Gambling

Jefferson County

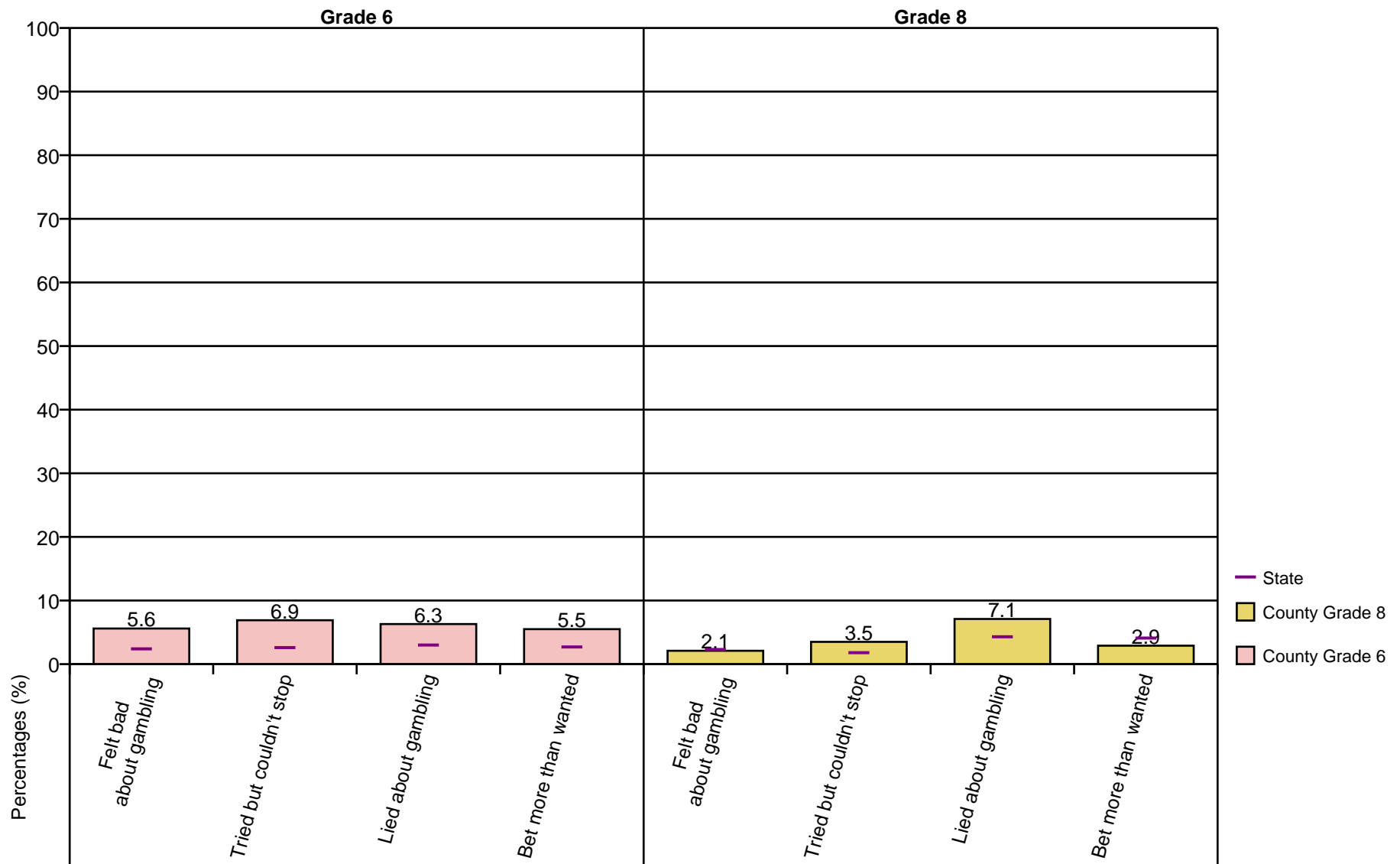


Figure 13: Signs of Problem Gambling

## 6 SUBSTANCE USE

During the elementary school years, most children express anti-drug, anti-crime and pro-social attitudes and have difficulty imagining why people use drugs. However, in middle school, as more youth are exposed to others who use cigarettes, alcohol or other drugs, their attitudes often shift toward greater acceptance of these behaviors. Typically, by 11th grade, most students have tried alcohol, and many have tried marijuana, cigarettes or other tobacco products.

### 6.1 Abstinence from Substance Use

The following table shows the percent of students that have never used these substances.

Table 27: Abstinence from Substance Use

	Grade 6		Grade 8	
	County	State	County	State
Never smoked a whole cigarette	94.7	97.9	86.8	91.9
Never used other tobacco products	93.2	98.3	88.5	93.8
Never had more than a sip or two of alcohol	75.9	78.2	55.6	59.9
Never tried marijuana	90.2	97.4	72.9	85.6
Never tried synthetic marijuana	96.2	98.9	93.0	95.9

*Percentages exclude missing answers.*

## 6.2 Substance Use in the Past 30 Days

The table below provides the percentage of students who used one or more times in the past 30 days.

Table 28: Substance Use in the Past 30 Days

	Grade 6		Grade 8	
	County	State	County	State
Smoked cigarettes	1.4	0.9	4.4	3.3
Used other tobacco products	2.9	0.6	6.7	2.5
Used a hookah for tobacco	0.0	0.0	0.0	0.0
Used an e-cigarette, vape-pen or e-hookah	0.0	0.0	0.0	0.0
Had at least one drink of alcohol	7.7	4.0	19.6	15.4
Had 5 or more drinks of alcohol in a row, that is, within a couple of hours	2.2	0.9	5.8	5.4
Used marijuana	4.8	1.2	11.8	7.2
Used synthetic marijuana	2.4	0.8	4.5	2.7
Sniffed glue, breathed the contents of aerosol spray cans, or any paints or sprays to get high	6.9	4.8	4.7	4.5
Used prescription drugs (without a doctor's orders)	2.4	1.1	4.7	3.3
Any illicit drug use including marijuana, synthetic marijuana, cocaine, ecstasy, heroin, hallucinogens or methamphetamines	6.2	1.7	13.2	7.9
Any illicit drug use including cocaine, ecstasy, heroin, hallucinogens or methamphetamines	0.7	0.5	2.1	1.4

*Percentages exclude missing answers.*

*Only 11th graders were asked about hookah and e-cigarette use.*

# Alcohol, Tobacco and Other Drug Use - Grade 6

## Jefferson County

**Past 30 Days**

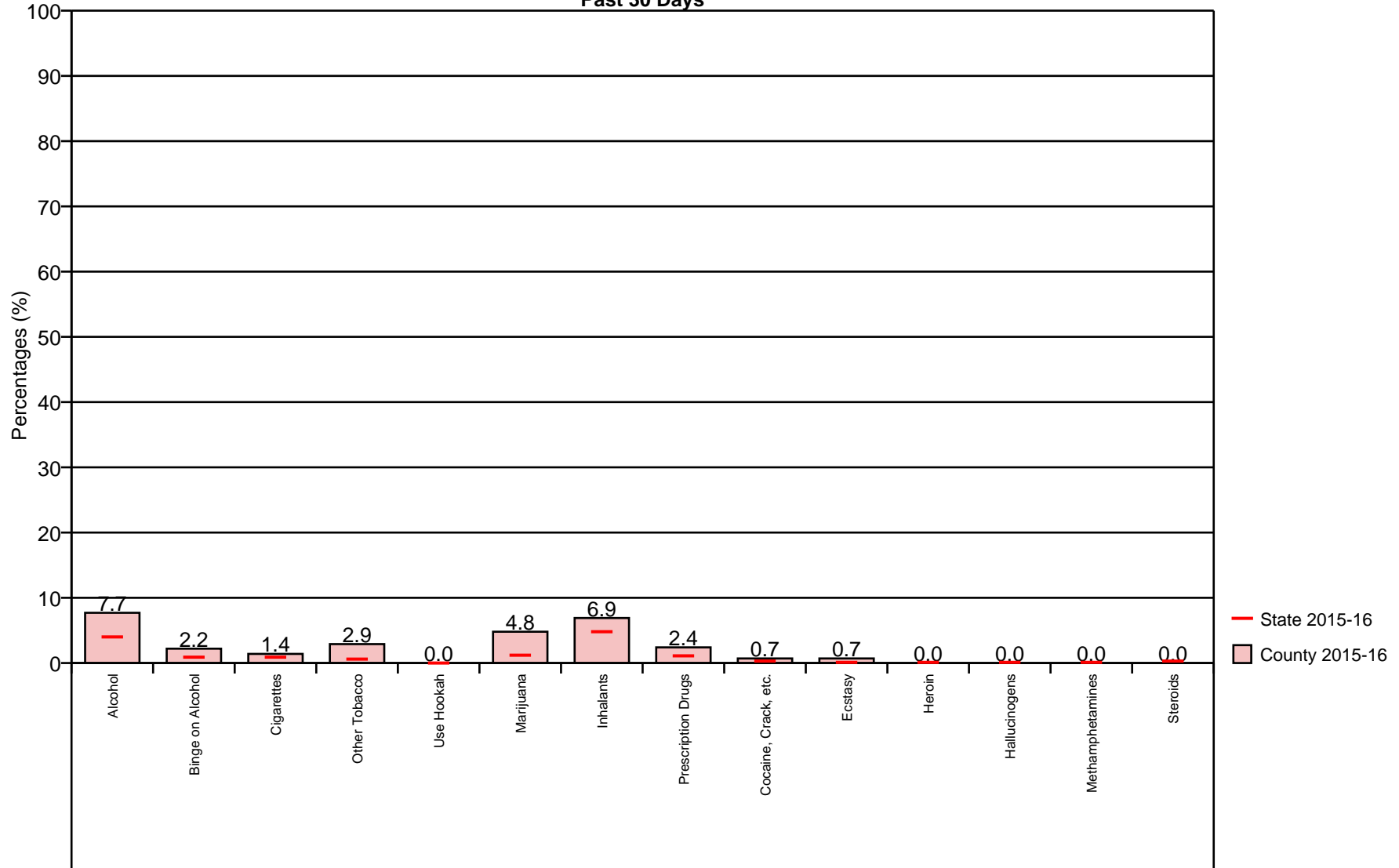


Figure 14: Alcohol, Tobacco and Other Drug Use - Grade 6

## Alcohol, Tobacco and Other Drug Use - Grade 8

Jefferson County

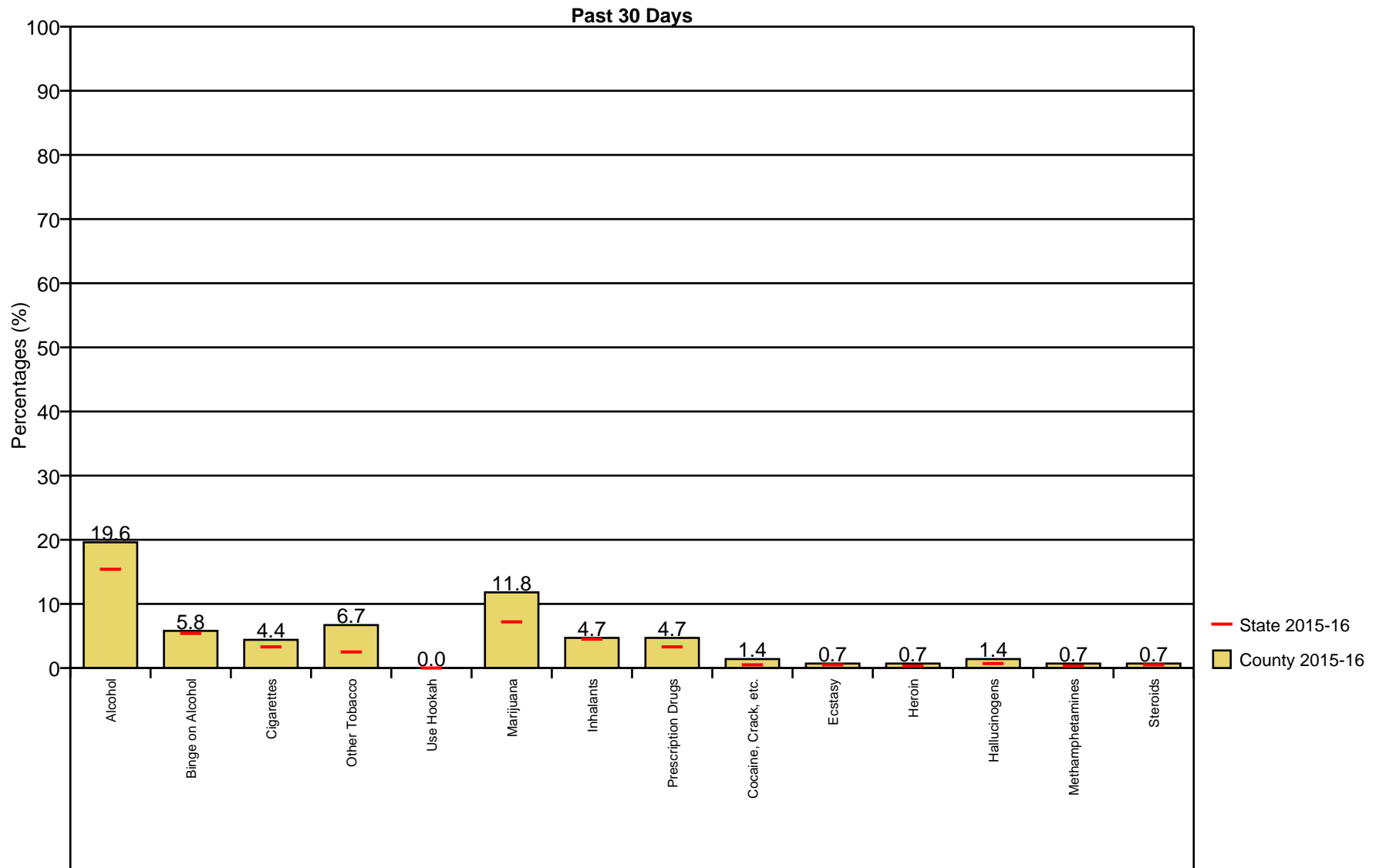


Figure 15: Alcohol, Tobacco and Other Drug Use - Grade 8

### 6.3 Norms About Alcohol Use

“Everybody’s doing it!” is a refrain commonly heard by parents and believed by far too many youth in Oregon. The Student Wellness Survey provides information about alcohol norms. A series of questions allows the comparison of actual alcohol-related behaviors to what youth think most students are doing.

Correcting misperceptions is essential to establishing new, healthy norms about underage drinking.

The table below provides the percentage of students who responded one or more times in the past 30 days.

Table 29: Alcohol Use in the Past 30 Days

	Grade 6		Grade 8	
	County	State	County	State
Had at least one drink of alcohol	7.7	4.0	19.6	15.4
Think most students had at least one drink of alcohol	53.6	33.6	57.2	54.8
Had 5 or more drinks of alcohol in a row, that is, within a couple of hours	2.2	0.9	5.8	5.4
Think most students had 5 or more drinks of alcohol in a row	31.4	14.1	41.5	32.6

Percentages exclude missing answers.

Table 30: Alcohol and Vehicles in the Past 30 Days

	Grade 6		Grade 8	
	County	State	County	State
Rode in a vehicle driven by a parent or other adult who had been drinking	15.9	10.3	17.5	14.4
Rode in a vehicle driven by a teenager who had been drinking alcohol	0.0	0.0	0.0	0.0
Drove a car or other vehicle when you had been drinking alcohol	0.0	0.0	0.0	0.0
Think most students rode in a vehicle driven by a parent or other adult who had been drinking	41.8	23.6	33.3	33.6
Think most students rode in a vehicle driven by a teenager who had been drinking alcohol	0.0	0.0	0.0	0.0
Think most students drove a car or other vehicle when they had been drinking alcohol	0.0	0.0	0.0	0.0

Percentages exclude missing answers.

The table below provides the percentage of students who responded "somewhat disapprove" or "strongly disapprove"

Table 31: Attitudes about Drinking

	Grade 6		Grade 8	
	County	State	County	State
How do you feel about someone your age having one or two drinks of an alcoholic beverage nearly every day?	58.5	77.8	57.4	74.4

*Percentages exclude missing answers.*



## 6.4 Factors Associated with Initiation of Substance Use

This section reports on a variety of factors associated with initiation of substance use. Easy availability, attitudes about use, perceptions about the risk of harm from use and communication about substance use all influence whether young people choose to use tobacco, alcohol or other drugs.

### 6.5 Availability

Adolescents that report easy availability of cigarettes, alcohol, marijuana, and other illegal drugs are more likely to use these substances. Research has shown that legal restrictions on alcohol and tobacco use, such as raising the legal drinking age, restricting smoking in public, and increased taxation have been followed by decreases in consumption.

The table below shows the percentage of students that said it would be "sort of easy" or "very easy" for the student to...

Table 32: Availability

	Grade 6		Grade 8	
	County	State	County	State
Get some cigarettes?	9.6	12.3	24.2	26.8
Get some e-cigarettes, vape-pens, or e-hookahs?	0.0	0.0	0.0	0.0
Get some beer, wine, or hard liquor (for example, vodka, whiskey, or gin)?	11.6	16.5	29.1	38.7
Get some marijuana?	10.3	9.0	38.0	32.0
Get some synthetic marijuana, example: K2, spice, etc.?	6.8	4.7	17.7	15.5
Get a drug like cocaine, LSD, or amphetamines?	4.5	3.1	7.9	7.4
Get prescription drugs not prescribed to you?	13.0	12.3	22.0	28.4

Percentages exclude missing answers.

Only 11th graders were asked about e-cigarettes.

## 6.6 Parental Attitude toward Substance Use

In families where parents are heavy users of alcohol, use illegal drugs or are tolerant of children's use, adolescents are more likely to engage in substance use. The risk is further increased if parents involve children in their own using behavior such as asking the child to light the parent's cigarette or get the parent a beer from the refrigerator.

The *Oregon Student Wellness Survey* asks students about how their parents would feel if the student used alcohol, cigarettes or marijuana. The table below reports the percentage of students who said their parents feel it would be "wrong" or "very wrong" for youth to...

Table 33: Parental Attitude toward Substance Use

	Grade 6		Grade 8	
	County	State	County	State
Smoke cigarettes	94.8	97.8	95.5	97.3
Smoke e-cigarettes, vape-pens, or e-hookahs	0.0	0.0	0.0	0.0
Drink alcohol nearly every day	94.1	96.6	89.6	95.0
Smoke marijuana	94.1	97.3	84.7	93.5
Use prescription drugs not prescribed to you	95.4	97.8	93.8	97.2
Use synthetic marijuana, example: K2, Spice	0.0	0.0	0.0	0.0

Percentages exclude missing answers.

Only 11th graders were asked about e-cigarettes and synthetic marijuana.

## 6.7 Student Attitude toward Substance Use

Youth who disapprove of substance use are less likely to engage in a variety of problem behaviors.

The following table shows the percentage of students that "somewhat disapprove" or "strongly disapprove" for someone their age...

Table 34: Student Attitude toward Substance Use

	Grade 6		Grade 8	
	County	State	County	State
Smoking one or more packs of cigarettes a day	61.6	81.0	67.4	82.1
Smoke e-cigarettes, vape-pens, or e-hookahs	0.0	0.0	0.0	0.0
Having one or two drinks of an alcoholic beverage nearly every day	58.5	77.8	57.4	74.4
Trying marijuana or hashish once or twice	59.3	78.3	56.4	69.7
Using prescription drugs not prescribed to them	59.7	80.0	65.9	80.2
Use synthetic marijuana, example: K2, Spice	0.0	0.0	0.0	0.0

*Percentages exclude missing answers.*

*Only 11th graders were asked about e-cigarettes and synthetic marijuana.*

## 6.8 Perceived Risk of Harm

Students who perceive cigarette, alcohol or marijuana use as risky are less likely to engage in use.

The following table reports the percentage of students who think there is "moderate risk" or "great risk" of harming themselves (physically or in other ways).

Table 35: Perceived Risk of Harm

	Grade 6		Grade 8	
	County	State	County	State
Smoking one or more packs of cigarettes per day is risky	67.7	78.4	68.5	80.2
If they smoke e-cigarettes, vape-pens, or e-hookahs	0.0	0.0	0.0	0.0
Taking one or two drinks of an alcoholic beverage nearly every day is risky	47.2	49.7	51.5	53.1
Having five or more drinks of an alcoholic beverage once or twice a week is risky	59.2	64.2	52.3	70.2
Trying marijuana once or twice is risky	49.6	48.5	23.4	36.5
Smoking marijuana once or twice a week is risky	64.2	66.2	48.4	58.9
Using prescription drugs that are not prescribed to them is risky	70.1	80.7	69.7	83.9

*Percentages exclude missing answers.*

*Only 11th graders were asked about e-cigarettes and synthetic marijuana.*

## 6.9 Communication about Substance Use

The table below shows the percentage of students who recall communication about substance use during the past 12 months.

Table 36: Communication about Substance Use

	Grade 6		Grade 8	
	County	State	County	State
Talked with at least one of your parents about the dangers of tobacco, alcohol, or drug use	58.3	61.6	57.9	67.1
Had a special class about drugs or alcohol in school	54.4	33.8	57.9	54.0
Recall hearing, reading, or watching an advertisement about prevention of substance abuse	37.2	37.8	44.8	57.6

*Percentages exclude missing answers.*

## 7 DRUG FREE COMMUNITIES CORE MEASURES

The Drug-Free Communities (DFC) Support Program, administered by the Center for Substance Abuse Prevention, requests specific data which are typically referred to as the Core Measures. Beginning in 2013, there was a new set of Core Measures. The 2016 Student Wellness Survey meets these new Core Measure requirements. At this time, grantees are required to report on four drug categories: tobacco, alcohol, marijuana and prescription drugs. A number of Oregon DFCs focus on other substances, so this report also includes 30-day use data for binge drinking, methamphetamines, and any illicit drugs other than marijuana.

Data in the tables that follow are provided by grade level. For each drug, and at each grade level, the percentage of students who responded positively to the question and the number of students who responded to the question are reported.

### 7.1 30 Day Use

Table 37: 30 Day Use

	Grade 6		Grade 8	
	n	%	n	%
Had at least one drink of alcohol	119	7.7	124	19.6
Had 5 or more drinks of alcohol in a row, that is, within a couple of hours	116	2.2	124	5.8
Smoked cigarettes	116	1.4	122	4.4
Used an e-cigarette, vape-pen or e-hookah	0	0.0	0	0.0
Used marijuana	121	4.8	129	11.8
Used prescription drugs (without a doctor's orders)	105	2.4	114	4.7
Used any form of cocaine, including powder, crack or freebase	121	0.7	129	1.4
Used ecstasy (also called mdma)	121	0.7	129	0.7
Used heroin or other opiates or narcotics	121	0.0	129	0.7
Used lsd or other hallucinogens or psychedelics	121	0.0	129	1.4
Used methamphetamines (also called speed, crystal, crank or ice)	121	0.0	129	0.7
Used steroid pills or shots without a doctor's prescription	121	0.0	129	0.7

*Only 11th graders were asked about e-cigarettes.*

## 7.2 Perception of Moderate or Great Risk

The following table is based on the question *How much do you think people harm themselves (physically or in other ways)...*

Table 38: Perception of Moderate or Great Risk

	Grade 6		Grade 8	
	n	%	n	%
If they take one or two drinks of an alcoholic beverage (beer, wine, liquor) nearly every day?	106	47.2	116	51.5
When they have five or more drinks of an alcoholic beverage once or twice a week?	109	59.2	115	52.3
If they smoke one or more packs of cigarettes per day?	109	67.7	114	68.5
If the smoke e-cigarettes, vape-pens, or e-hookahs?	0	0.0	0	0.0
If they smoke marijuana once or twice a week?	103	64.2	109	48.4
If they use prescription drugs not prescribed to them?	106	70.1	109	69.7

*Only 11th graders where asked about e-cigarettes.*

## 7.3 Parents Feel It Would Be Wrong or Very Wrong

Table 39: Parents Feel It Would Be Wrong or Very Wrong

	Grade 6		Grade 8	
	n	%	n	%
Parent disapproval - cigarettes	112	94.8	118	95.5
Parent disapproval - e-cigarettes - vape-pens	0	0.0	0	0.0
Parent disapproval - alcohol	114	94.1	120	89.6
Parent disapproval - marijuana	114	94.1	117	84.7
Parent disapproval - synthetic marijuana	0	0.0	0	0.0
Parent disapproval - prescription drugs	110	95.4	117	93.8

*Percentages exclude missing answers.*

*Only 11th graders where asked about e-cigarettes and synthetic marijuana.*

## 7.4 Friends Feel It Would Be Wrong or Very Wrong

Table 40: Friends Feel It Would Be Wrong or Very Wrong

	Grade 6		Grade 8	
	n	%	n	%
Friend disapproval - tobacco	111	88.0	121	82.2
Friend disapproval - e-cigarettes - vape-pens	0	0.0	0	0.0
Friend disapproval - alcohol	112	85.8	122	73.5
Friend disapproval - marijuana	112	85.8	120	61.2
Friend disapproval - synthetic marijuana	0	0.0	0	0.0
Friend disapproval - prescription drugs	107	92.2	116	83.7

Percentages exclude missing answers.

Only 11th graders where asked about e-cigarettes and synthetic marijuana.

## 7.5 Average Age (in years) of Onset

Table 41: Average Age (in years) of Onset

	Grade 6		Grade 8	
	n	Age	n	Age
Had more than a sip or two of alcohol	111	8.9	119	11.2
Drinking alcohol regularly	111	9.7	118	12.2
Smoked a whole cigarette	110	9.7	116	11.2
Used tobacco products other than cigarettes	111	10.2	117	11.1
Tried marijuana	111	10.0	116	11.3
Tried synthetic marijuana	110	10.0	116	11.9
Tried e-cigarettes, vape-pens or e-hookahs	0	0.0	0	0.0

Only 11th graders where asked about e-cigarettes.

## 8 HEIGHT, WEIGHT & BODY MASS INDEX (BMI)

The 11th grade version of the *Oregon Student Wellness Survey* contains questions about height and weight. Information from these questions are broken down by sex rather than by grade. From these questions it is possible to calculate a Body Mass Index (BMI) and to classify students on a percentile ranking, based on previous CDC analysis, as being either underweight (less than 5th percentile), healthy weight (5th percentile to less than 85th percentile), overweight (85th to less than 95th percentile) or obese (greater than or equal to 95th percentile). This information is detailed in the following tables.

*The table **Average Weight** cannot be produced for this report because it requires data from the 11th grades.*

*The table **Average Height** cannot be produced for this report because it requires data from the 11th grades.*

*The table **BMI Categories** cannot be produced for this report because it requires data from the 11th grades.*

*The table **How do you describe your weight?** cannot be produced for this report because it requires data from the 11th grades.*

*The table **What are you trying to do about your weight?** cannot be produced for this report because it requires data from the 11th grades.*

*The table **During the past 30 days, did you go without eating for 24 hours or more to lose weight or to keep from gaining weight?** cannot be produced for this report because it requires data from the 11th grades.*

*The table **During the past 30 days, did you take diet pills, powders, or liquids without a doctor's advice to lose weight or to keep from gaining weight?** cannot be produced for this report because it requires data from the 11th grades.*

*The table **During the past 30 days, did you vomit or take laxatives to lose weight or to keep from gaining weight?** cannot be produced for this report because it requires data from the 11th grades.*

## 9 COMPARISON TO PAST SURVEYS

This section contains comparisons to past survey results for specific variables. They are detailed below.

### 9.1 Past 30 Day Use

Table 42: Alcohol - Past 30 Day Use

Grade	Group	2011-12	2013-14	2015-16
6	county	0.0	0.0	7.7
	state	6.7	4.5	4.0
8	county	0.0	0.0	19.6
	state	19.6	16.9	15.4

Table 43: Binge - Past 30 Day Use

Grade	Group	2011-12	2013-14	2015-16
6	county	0.0	0.0	2.2
	state	1.7	1.0	0.9
8	county	0.0	0.0	5.8
	state	8.1	6.6	5.4

Table 44: Marijuana - Past 30 Day Use

Grade	Group	2011-12	2013-14	2015-16
6	county	0.0	0.0	4.8
	state	1.5	1.2	1.2
8	county	0.0	0.0	11.8
	state	8.7	7.9	7.2

Table 45: Cigarettes - Past 30 Day Use

Grade	Group	2011-12	2013-14	2015-16
6	county	0.0	0.0	1.4
	state	1.5	0.8	0.9
8	county	0.0	0.0	4.4
	state	5.6	4.5	3.3

Table 46: Illicit Drug Use - Past 30 Day Use

Grade	Group	2011-12	2013-14	2015-16
6	county	0.0	0.0	6.2
	state	1.8	1.4	1.7
8	county	0.0	0.0	13.2
	state	9.0	8.1	7.9

### 9.2 Perceived Risk of Use

Table 47: Alcohol - Perceived Risk

Grade	Group	2011-12	2013-14	2015-16
6	county	0.0	0.0	59.2
	state	65.6	61.2	64.2
8	county	0.0	0.0	52.3
	state	72.6	67.9	70.2

Table 48: Marijuana - Perceived Risk

Grade	Group	2011-12	2013-14	2015-16
6	county	0.0	0.0	64.2
	state	74.7	67.5	66.2
8	county	0.0	0.0	48.4
	state	70.2	61.3	58.9

Table 49: Cigarettes - Perceived Risk

Grade	Group	2011-12	2013-14	2015-16
6	county	0.0	0.0	67.7
	state	81.1	78.3	78.4
8	county	0.0	0.0	68.5
	state	85.5	82.5	80.2



### 9.3 Availability

Table 50: Alcohol - Easy to Get

Grade	Group	2011-12	2013-14	2015-16
6	county	0.0	0.0	11.6
	state	19.8	15.1	16.5
8	county	0.0	0.0	29.1
	state	43.6	39.2	38.7

Table 51: Cigarettes - Easy to Get

Grade	Group	2011-12	2013-14	2015-16
6	county	0.0	0.0	9.6
	state	15.2	10.7	12.3
8	county	0.0	0.0	24.2
	state	32.4	27.5	26.8

Table 52: Marijuana - Easy to Get

Grade	Group	2011-12	2013-14	2015-16
6	county	0.0	0.0	10.3
	state	9.2	6.4	9.0
8	county	0.0	0.0	38.0
	state	32.8	29.8	32.0

### 9.4 Depression

Table 53: Felt sad almost every day for two weeks or more

Grade	Group	2011-12	2013-14	2015-16
6	county	0.0	0.0	27.3
	state	19.3	18.2	19.0
8	county	0.0	0.0	28.4
	state	22.7	24.7	25.9

Table 54: Seriously consider attempting suicide

Grade	Group	2011-12	2013-14	2015-16
6	county	0.0	0.0	11.3
	state	9.0	8.5	10.5
8	county	0.0	0.0	21.3
	state	15.8	17.4	17.6

Table 55: Actually attempted suicide

Grade	Group	2011-12	2013-14	2015-16
6	county	0.0	0.0	12.0
	state	5.2	4.7	6.2
8	county	0.0	0.0	16.7
	state	8.0	9.9	9.4

### 9.5 Harassment In The Last 30 Days Related To:

Table 56: Race or ethnic origin

Grade	Group	2011-12	2013-14	2015-16
6	county	0.0	0.0	14.7
	state	11.4	8.6	8.8
8	county	0.0	0.0	18.1
	state	13.2	11.9	12.5

Table 57: Being gay, lesbian, bisexual or transgender

Grade	Group	2011-12	2013-14	2015-16
6	county	0.0	0.0	16.2
	state	16.0	12.9	13.3
8	county	0.0	0.0	19.4
	state	13.7	12.3	12.8

Table 58: Who your friends are

Grade	Group	2011-12	2013-14	2015-16
6	county	0.0	0.0	30.0
	state	21.4	19.0	19.8
8	county	0.0	0.0	25.9
	state	22.7	20.4	20.7

Table 59: How you look

Grade	Group	2011-12	2013-14	2015-16
6	county	0.0	0.0	37.1
	state	28.6	25.3	25.9
8	county	0.0	0.0	39.0
	state	30.2	28.7	29.7

Table 60: Received unwanted sexual comments

Grade	Group	2011-12	2013-14	2015-16
6	county	0.0	0.0	9.1
	state	8.2	6.1	6.5
8	county	0.0	0.0	10.9
	state	12.1	10.2	11.0

Table 61: Through e-mail, social media sites (Facebook, Twitter, etc.)

Grade	Group	2011-12	2013-14	2015-16
6	county	0.0	0.0	19.7
	state	12.5	13.7	13.6
8	county	0.0	0.0	27.5
	state	15.4	17.9	18.7

Table 62: For other reasons

Grade	Group	2011-12	2013-14	2015-16
6	county	0.0	0.0	28.3
	state	23.1	20.0	20.9
8	county	0.0	0.0	22.2
	state	23.9	23.5	23.1

## 9.6 Feeling Unsafe At or On the Way to School

Table 63: Did not go to school because of feelings about safety

Grade	Group	2011-12	2013-14	2015-16
6	county	0.0	0.0	16.3
	state	8.3	8.7	8.7
8	county	0.0	0.0	9.9
	state	7.0	7.6	7.3

## 9.7 Skipped School in the Last Four Weeks

Table 64: Skipped school

Grade	Group	2011-12	2013-14	2015-16
6	county	0.0	0.0	36.2
	state	24.1	25.5	25.5
8	county	0.0	0.0	31.9
	state	23.3	23.8	23.5

## A FREQUENCY DISTRIBUTION TABLES

This section contains frequency distribution tables for all of the questions found on the 2016 *Oregon Student Wellness Survey*. Two versions of the survey were used, one for 6th and 8th grades and another for the 11th grade. The 6th and 8th grade survey consisted of a subset of the questions found on the 11th grade version. In order to provide results that spanned all grade levels in a single report, the data for questions that did not appear on the 6th and 8th grade version were coded as missing.

### A.1 Frequency Distribution Tables

#### A.1.1 Demographics

Table 65: How old are you?

	Grade 6		Grade 8	
	County	State	County	State
10 or younger	0.7	0.3	0.0	0.0
11 years old	31.0	41.9	0.0	0.0
12 years old	68.3	56.4	0.0	0.2
13 years old	0.0	1.4	31.9	42.1
14 years old	0.0	0.0	67.4	55.9
15 years old	0.0	0.0	0.7	1.7
16 years old	0.0	0.0	0.0	0.0
17 years old	0.0	0.0	0.0	0.0
18 years old	0.0	0.0	0.0	0.0
19 years old or older	0.0	0.0	0.0	0.0
N of Valid	122	19,707	130	21,407
N of Miss	0	99	0	57

Table 66: What is your sex?

	Grade 6		Grade 8	
	County	State	County	State
Female	45.1	49.5	46.1	48.5
Male	54.9	49.6	51.8	49.5
Transgender	0.0	0.3	0.0	0.7
Other	0.0	0.7	2.1	1.3
N of Valid	119	19,488	127	21,191
N of Miss	3	318	3	273

Table 67: Which of the following best describes you?

	Grade 6		Grade 8	
	County	State	County	State
Heterosexual (straight)	0.0	0.0	0.0	0.0
Gay or lesbian	0.0	0.0	0.0	0.0
Bisexual	0.0	0.0	0.0	0.0
Queer	0.0	0.0	0.0	0.0
Other	0.0	0.0	0.0	0.0
Not sure	0.0	0.0	0.0	0.0
N of Valid	0	0	0	0
N of Miss	122	19,806	130	21,464

*\*This was not asked in grades 6 and 8.*

Table 68: In what grade are you?

	Grade 6		Grade 8	
	County	State	County	State
6th	100.0	100.0	0.0	0.0
7th	0.0	0.0	0.0	0.0
8th	0.0	0.0	100.0	100.0
9th	0.0	0.0	0.0	0.0
10th	0.0	0.0	0.0	0.0
11th	0.0	0.0	0.0	0.0
12th	0.0	0.0	0.0	0.0
Ungraded or other grade	0.0	0.0	0.0	0.0
N of Valid	122	19,806	130	21,464
N of Miss	0	0	0	0

Table 69: What is your race?

	Grade 6		Grade 8	
	County	State	County	State
American Indian or Alaska Native	20.3	3.6	19.4	2.5
Asian	0.0	4.4	2.2	4.2
Black or African American	1.4	2.7	1.4	2.6
Native Hawaiian or Other Pacific Islander	2.1	0.9	2.9	1.1
White	23.8	54.5	20.9	56.4
Multiracial	19.6	13.5	20.1	13.0
Other	32.9	20.2	33.1	20.2
N of Valid	120	18,960	125	20,941
N of Miss	2	846	5	523

Table 70: Are you Hispanic or Latino/Latina?

	Grade 6		Grade 8	
	County	State	County	State
Yes	40.6	25.8	43.3	26.7
No	59.4	74.2	56.7	73.3
N of Valid	120	18,429	127	20,798
N of Miss	2	1,377	3	667

Table 71: What is the language you use most often at home?

	Grade 6		Grade 8	
	County	State	County	State
English	82.0	83.0	81.8	83.6
Russian	0.0	0.9	0.0	1.2
Spanish	15.8	12.7	17.5	12.0
Vietnamese	0.0	0.6	0.0	0.7
A tribal language	1.4	0.1	0.7	0.2
Another language	0.7	2.7	0.0	2.3
N of Valid	117	19,252	123	20,914
N of Miss	5	554	6	550

## A.1.2 Transitions and Mobility

Table 72: Have you changed schools (including changing from elementary to middle and middle to high school) in the past year?

	Grade 6		Grade 8	
	County	State	County	State
Yes	75.2	69.3	29.5	26.6
No	24.8	30.7	70.5	73.4
N of Valid	118	19,150	125	20,960
N of Miss	3	656	5	505

Table 73: How many times have you changed homes since kindergarten?

	Grade 6		Grade 8	
	County	State	County	State
Never	31.0	35.3	29.2	30.6
1 or 2 times	31.7	33.3	30.6	32.5
3 or 4 times	14.5	19.0	23.6	20.4
5 or 6 times	12.4	7.6	9.7	9.2
7 or more times	10.3	4.7	6.9	7.3
N of Valid	122	19,234	130	21,011
N of Miss	0	572	0	453

## A.2 School Climate

### A.2.1 Academic Performance

Table 74: Putting them all together, what were your grades like last year?

	Grade 6		Grade 8	
	County	State	County	State
Mostly A's	39.3	43.5	23.5	38.9
Mostly B's	34.8	37.9	33.1	33.8
Mostly C's	17.0	13.9	27.9	18.8
Mostly D's	5.2	3.0	9.6	4.8
Mostly F's	3.7	1.7	5.9	3.7
N of Valid	113	18,079	122	20,498
N of Miss	8	1,727	7	967

### A.2.2 School Commitment

Table 75: During the LAST FOUR WEEKS how many whole days of school have you missed because you skipped or "cut"?

	Grade 6		Grade 8	
	County	State	County	State
None	63.8	74.5	68.1	76.5
1 day	14.9	10.1	7.1	8.7
2 days	6.4	5.9	7.8	5.2
3 days	5.0	3.9	9.2	3.9
4 to 5 days	5.0	3.3	5.0	3.2
6 to 10 days	3.5	1.3	2.8	1.5
11 or more days	1.4	1.0	0.0	0.9
N of Valid	118	19,052	127	20,943
N of Miss	3	754	3	521

Table 76: How do you like school?

	Grade 6		Grade 8	
	County	State	County	State
I like school very much	11.9	20.8	7.0	9.9
I like school	34.3	38.9	27.5	34.3
I neither like nor dislike school	35.7	29.6	40.1	38.2
I dislike school	7.7	6.0	11.3	9.7
I dislike school very much	10.5	4.7	14.1	7.9
N of Valid	120	19,242	128	20,981
N of Miss	2	564	2	483

Table 77: How important do you think the things you are learning in school are going to be for your later life?

	Grade 6		Grade 8	
	County	State	County	State
Very important	50.0	46.9	32.9	27.6
Quite important	25.0	29.0	23.8	28.9
Fairly important	16.7	17.2	31.5	27.0
Slightly important	6.2	5.6	9.8	13.4
Not at all important	2.1	1.3	2.1	3.2
N of Valid	121	19,252	129	20,961
N of Miss	1	554	1	503

Table 78: How often do you feel that the schoolwork you are assigned is meaningful and important?

	Grade 6		Grade 8	
	County	State	County	State
Almost always	25.2	28.5	9.3	12.6
Often	30.8	35.0	27.9	29.5
Sometimes	34.3	28.3	47.1	40.1
Seldom	5.6	5.4	15.0	13.1
Never	4.2	2.8	0.7	4.8
N of Valid	120	19,152	126	20,962
N of Miss	2	654	4	502

Table 79: Thinking back over the past school year, how often did you try to do your best work in school?

	Grade 6		Grade 8	
	County	State	County	State
Almost always	44.8	59.4	32.6	41.5
Often	38.5	28.4	39.0	35.7
Sometimes	12.6	9.6	22.7	17.1
Seldom	4.2	1.8	5.7	4.5
Never	0.0	0.8	0.0	1.2
N of Valid	120	18,942	127	20,788
N of Miss	2	864	3	676

Table 80: I have lots of chances to be part of class discussions or activities.

	Grade 6		Grade 8	
	County	State	County	State
Strongly agree	31.4	44.5	18.6	37.6
Somewhat agree	52.1	45.1	60.0	49.7
Somewhat disagree	14.3	7.9	19.3	10.2
Strongly disagree	2.1	2.6	2.1	2.6
N of Valid	118	18,916	126	20,834
N of Miss	4	890	4	631

Table 81: There are lots of chances for students in my school to get involved in sports, clubs, and other school activities outside of class.

	Grade 6		Grade 8	
	County	State	County	State
Strongly agree	61.0	58.6	42.9	53.2
Somewhat agree	25.5	31.5	47.1	33.7
Somewhat disagree	11.3	7.4	9.3	10.1
Strongly disagree	2.1	2.6	0.7	3.0
N of Valid	118	18,892	126	20,771
N of Miss	3	913	4	693

Table 82: I respect most of my teachers.

	Grade 6		Grade 8	
	County	State	County	State
Strongly agree	52.9	72.1	39.0	56.1
Somewhat agree	33.1	22.4	45.6	33.0
Somewhat disagree	11.0	4.0	14.7	8.5
Strongly disagree	2.9	1.5	0.7	2.4
N of Valid	114	18,621	122	20,427
N of Miss	8	1,185	7	1,037

Table 83: My teachers notice when I am doing a good job and let me know about it.

	Grade 6		Grade 8	
	County	State	County	State
Strongly agree	24.6	34.7	28.1	24.8
Somewhat agree	35.9	44.3	47.5	44.0
Somewhat disagree	28.2	15.4	20.1	21.9
Strongly disagree	11.3	5.6	4.3	9.3
N of Valid	119	18,914	125	20,733
N of Miss	3	892	5	732

Table 84: I can talk to my teachers openly and freely about my concerns.

	Grade 6		Grade 8	
	County	State	County	State
Strongly agree	23.4	32.5	12.9	21.4
Somewhat agree	17.7	36.4	36.7	35.2
Somewhat disagree	31.2	19.7	34.5	26.2
Strongly disagree	27.7	11.4	15.8	17.3
N of Valid	118	18,719	125	20,655
N of Miss	3	1,087	5	809

Table 85: In my school, teachers treat students with respect.

	Grade 6		Grade 8	
	County	State	County	State
Strongly agree	36.5	57.2	26.4	35.4
Somewhat agree	41.6	31.4	42.1	41.8
Somewhat disagree	14.6	8.8	24.3	17.4
Strongly disagree	7.3	2.6	7.1	5.5
N of Valid	115	18,693	126	20,520
N of Miss	7	1,113	4	944

Table 86: Most students at my school help each other when they are hurt or upset.

	Grade 6		Grade 8	
	County	State	County	State
Strongly agree	27.5	32.3	12.9	19.5
Somewhat agree	31.9	44.4	41.4	44.3
Somewhat disagree	23.2	17.6	32.9	25.4
Strongly disagree	17.4	5.6	12.9	10.8
N of Valid	116	18,752	126	20,612
N of Miss	6	1,054	4	852

Table 87: In my school, students that work hard to get good grades are picked on by other students.

	Grade 6		Grade 8	
	County	State	County	State
Strongly agree	20.7	10.4	6.5	7.1
Somewhat agree	22.1	18.6	23.0	17.4
Somewhat disagree	26.4	26.2	39.6	32.5
Strongly disagree	30.7	44.8	30.9	43.0
N of Valid	118	18,831	125	20,751
N of Miss	4	975	5	713

### A.2.3 Safe School Environment

Table 88: During the past 30 days, on how many days did you not go to school because you felt you would be unsafe at school or on your way to or from school?

	Grade 6		Grade 8	
	County	State	County	State
0 days	83.7	91.3	90.1	92.7
1 day	5.7	5.0	5.7	4.1
2 or 3 days	7.8	2.3	1.4	2.0
4 or 5 days	2.1	0.6	1.4	0.5
6 or more days	0.7	0.8	1.4	0.8
N of Valid	118	18,753	127	20,572
N of Miss	3	1,052	3	892

Table 89: During the past 30 days, on how many days did you carry a gun as a weapon on school property?

	Grade 6		Grade 8	
	County	State	County	State
0 days	97.2	99.3	98.6	99.0
1 day	2.1	0.3	1.4	0.4
2 or 3 days	0.0	0.1	0.0	0.1
4 or 5 days	0.0	0.0	0.0	0.1
6 or more days	0.7	0.2	0.0	0.4
N of Valid	120	18,663	125	20,513
N of Miss	2	1,143	5	951



Table 90: During the past 30 days, on how many days did you carry a weapon (other than a gun) such as a knife or club on school property?

	Grade 6		Grade 8	
	County	State	County	State
0 days	90.8	97.6	92.8	95.2
1 day	5.7	1.4	5.1	2.1
2 or 3 days	2.1	0.3	1.4	0.9
4 or 5 days	0.0	0.1	0.0	0.3
6 or more days	1.4	0.5	0.7	1.5
N of Valid	118	18,642	124	20,492
N of Miss	3	1,164	5	972

Table 91: During the past 12 months, how many times were you in a physical fight?

	Grade 6		Grade 8	
	County	State	County	State
0 times	71.6	73.7	77.1	76.2
1 time	12.8	13.4	11.4	12.6
2 or 3 times	6.4	7.6	7.9	6.8
4 or 5 times	4.3	2.1	1.4	1.8
6 or 7 times	0.7	0.9	1.4	0.7
8 or 9 times	0.7	0.4	0.0	0.4
10 or 11 times	0.0	0.2	0.0	0.2
12 or more times	3.5	1.8	0.7	1.2
N of Valid	118	18,745	126	20,579
N of Miss	3	1,061	4	885

Table 92: During the past 12 months, how many times were you in a physical fight on school property?

	Grade 6		Grade 8	
	County	State	County	State
0 times	81.7	85.1	84.1	87.5
1 time	12.7	9.6	12.3	8.6
2 or 3 times	2.8	3.9	1.4	2.8
4 or 5 times	1.4	0.8	0.7	0.5
6 or 7 times	0.0	0.3	0.7	0.2
8 or 9 times	0.0	0.1	0.0	0.1
10 or 11 times	0.0	0.1	0.0	0.1
12 or more times	1.4	0.2	0.7	0.2
N of Valid	119	18,696	124	20,513
N of Miss	3	1,110	5	951

Table 93: During the past 12 months, how many times did you bully someone (such as hitting, kicking, pushing, saying mean things, spreading rumors, or making sexual comments that bothered them)?

	Grade 6		Grade 8	
	County	State	County	State
0 times	78.9	84.8	71.9	80.8
1 time	9.9	9.5	8.6	10.0
2 or 3 times	4.2	3.4	10.8	5.0
4 or 5 times	2.8	0.8	2.2	1.4
6 or 7 times	0.7	0.4	1.4	0.5
8 or 9 times	0.7	0.2	1.4	0.3
10 or 11 times	0.0	0.1	0.0	0.2
12 or more times	2.8	0.8	3.6	1.8
N of Valid	119	18,733	125	20,526
N of Miss	3	1,073	5	938

Table 94: During the past 12 months, how many times have you been suspended from school?

	Grade 6		Grade 8	
	County	State	County	State
0 times	80.6	92.6	70.8	87.5
1 time	13.2	5.0	18.2	7.2
2 or 3 times	5.6	1.5	8.8	3.4
4 or 5 times	0.0	0.4	2.2	0.9
6 or 7 times	0.7	0.1	0.0	0.4
8 or 9 times	0.0	0.1	0.0	0.2
10 or 11 times	0.0	0.1	0.0	0.1
12 or more times	0.0	0.2	0.0	0.3
N of Valid	121	18,673	123	20,510
N of Miss	1	1,133	6	954

Table 96: During the past 12 months, how many times have you been drunk or high at school?

	Grade 6		Grade 8	
	County	State	County	State
0 times	0.0	0.0	0.0	0.0
1 time	0.0	0.0	0.0	0.0
2 or 3 times	0.0	0.0	0.0	0.0
4 or 5 times	0.0	0.0	0.0	0.0
6 or 7 times	0.0	0.0	0.0	0.0
8 or 9 times	0.0	0.0	0.0	0.0
10 or 11 times	0.0	0.0	0.0	0.0
12 or more times	0.0	0.0	0.0	0.0
N of Valid	0	0	0	0
N of Miss	122	19,806	130	21,464

*\*This was not asked in grades 6 and 8.*

Table 95: During the past 12 months, how many times has someone threatened you with a weapon such as a gun, knife, or club on school property?

	Grade 6		Grade 8	
	County	State	County	State
0 times	84.0	91.0	83.3	89.1
1 time	9.7	5.3	8.0	5.9
2 or 3 times	3.5	1.9	2.9	2.6
4 or 5 times	1.4	0.6	2.9	0.9
6 or 7 times	0.0	0.4	0.7	0.4
8 or 9 times	0.0	0.1	0.7	0.2
10 or 11 times	0.0	0.1	0.0	0.1
12 or more times	1.4	0.5	1.4	0.7
N of Valid	121	18,730	124	20,560
N of Miss	1	1,076	5	904

Table 97: During the past 12 months, has anyone offered, sold, or given you an illegal drug on school property?

	Grade 6		Grade 8	
	County	State	County	State
Yes	3.5	2.4	9.4	9.3
No	96.5	97.6	90.6	90.7
N of Valid	120	18,731	125	20,497
N of Miss	2	1,074	5	967

## A.2.4 Harassment and Bullying

Table 98: Any harassment in the past 30 days

	Grade 6		Grade 8	
	County	State	County	State
No	42.4	54.3	40.0	51.1
Yes	57.6	45.7	60.0	48.9
N of Valid	121	18,904	126	20,722
N of Miss	1	902	4	742

Table 99: In the last 30 days, how many times have you been harassed at school, on a school bus or going to and from school because of your race or ethnic origin?

	Grade 6		Grade 8	
	County	State	County	State
0 times	85.3	91.2	81.9	87.5
1 time	7.7	4.6	8.7	5.8
2 or 3 times	4.2	2.3	5.1	3.5
4 or 5 times	0.7	0.6	0.7	0.8
6 or more times	2.1	1.3	3.6	2.3
N of Valid	120	18,694	124	20,552
N of Miss	2	1,112	5	913

Table 100: In the last 30 days, how many times have you been harassed at school, on a school bus or going to and from school because someone said you were gay, lesbian, bisexual or transgender?

	Grade 6		Grade 8	
	County	State	County	State
0 times	83.8	86.7	80.6	87.2
1 time	3.5	6.3	7.9	5.0
2 or 3 times	4.9	3.2	5.8	3.6
4 or 5 times	0.0	1.2	2.2	1.0
6 or more times	7.7	2.6	3.6	3.3
N of Valid	119	18,641	125	20,526
N of Miss	3	1,165	5	938

Table 101: In the last 30 days, how many times have you been harassed at school, on a school bus or going to and from school because of who your friends are?

	Grade 6		Grade 8	
	County	State	County	State
0 times	70.0	80.2	74.1	79.3
1 time	19.3	10.8	14.4	10.1
2 or 3 times	4.3	5.4	6.5	6.1
4 or 5 times	2.9	1.4	1.4	1.6
6 or more times	3.6	2.2	3.6	2.9
N of Valid	118	18,128	125	20,030
N of Miss	4	1,678	5	1,434

Table 102: In the last 30 days, how many times have you been harassed at school, on a school bus or going to and from school because of how you look (weight, clothes, acne, or other physical characteristics)?

	Grade 6		Grade 8	
	County	State	County	State
0 times	62.9	74.1	61.0	70.3
1 time	19.6	11.8	13.2	12.2
2 or 3 times	7.7	6.4	14.7	8.5
4 or 5 times	0.7	2.5	5.1	3.0
6 or more times	9.1	5.1	5.9	6.0
N of Valid	120	18,530	122	20,403
N of Miss	2	1,276	7	1,061

Table 103: In the last 30 days, how many times have you been harassed at school, on a school bus or going to and from school because you received unwanted sexual comments or attention?

	Grade 6		Grade 8	
	County	State	County	State
0 times	90.9	93.5	89.1	89.0
1 time	4.9	3.1	5.8	4.6
2 or 3 times	0.7	1.7	0.7	3.2
4 or 5 times	2.1	0.7	2.2	1.2
6 or more times	1.4	1.0	2.2	2.0
N of Valid	120	18,476	123	20,364
N of Miss	2	1,329	6	1,100

Table 104: In the last 30 days, how many times have you been harassed at school, on a school bus or going to and from school through e-mail, social media sites (Facebook, Twitter, YouTube, etc.), chat rooms, instant messaging, web sites, texting or phone?

	Grade 6		Grade 8	
	County	State	County	State
0 times	80.3	86.4	72.5	81.3
1 time	7.7	6.5	12.3	7.5
2 or 3 times	4.9	3.5	8.7	5.4
4 or 5 times	1.4	1.3	2.9	1.8
6 or more times	5.6	2.3	3.6	3.9
N of Valid	119	18,552	124	20,373
N of Miss	3	1,253	5	1,091

Table 105: In the last 30 days, how many times have you been harassed at school, on a school bus or going to and from school for other reasons?

	Grade 6		Grade 8	
	County	State	County	State
0 times	71.7	79.1	77.8	76.9
1 time	11.6	8.4	7.4	8.3
2 or 3 times	6.5	5.6	8.1	6.2
4 or 5 times	2.2	2.1	0.7	2.5
6 or more times	8.0	4.9	5.9	6.2
N of Valid	116	17,924	122	19,990
N of Miss	6	1,882	8	1,474

Table 106: How often have you seen another student bully others by hitting, kicking, punching or otherwise hurting them in school or on the school bus?

	Grade 6		Grade 8	
	County	State	County	State
Never	38.2	50.2	34.5	45.1
Once or twice per year	31.2	30.1	36.0	34.0
Once or twice per month	13.9	10.1	15.8	11.2
Once or twice per week	9.7	6.7	7.9	6.4
Every day	6.9	3.0	5.8	3.3
N of Valid	121	18,997	125	20,837
N of Miss	1	809	5	627

Table 107: How often have you heard another student bully others by saying mean things, teasing or calling other students names in your school or on the school bus?

	Grade 6		Grade 8	
	County	State	County	State
Never	24.1	32.9	26.6	25.3
Once or twice per year	23.4	26.6	20.1	25.4
Once or twice per month	15.9	15.4	21.6	18.9
Once or twice per week	18.6	13.5	20.1	15.8
Every day	17.9	11.6	11.5	14.6
N of Valid	122	18,922	125	20,756
N of Miss	0	883	5	708

Table 108: How often have you heard another student spread mean rumors or leave other students out of activities to be mean in your school or on the school bus?

	Grade 6		Grade 8	
	County	State	County	State
Never	23.9	36.4	25.2	28.0
Once or twice per year	22.5	25.2	20.9	24.1
Once or twice per month	15.5	16.3	23.0	19.0
Once or twice per week	19.0	12.3	17.3	15.1
Every day	19.0	9.7	13.7	13.7
N of Valid	119	18,827	125	20,725
N of Miss	3	979	5	739

## A.3 Social, Emotional and Mental Health

### A.3.1 Positive Youth Development

Table 109: Positive Youth Development

	Grade 6		Grade 8	
	County	State	County	State
Strong positive youth development	56.6	63.3	38.2	54.8
Weak positive youth development	43.4	36.7	61.8	45.2
N of Valid	102	15,216	111	18,400
N of Miss	19	4,589	19	3,064

Table 110: Would you say that in general your emotional and mental health is...

	Grade 6		Grade 8	
	County	State	County	State
Excellent	28.7	28.2	15.0	22.2
Very good	32.2	31.4	23.6	28.1
Good	29.4	29.0	40.0	29.2
Fair	6.3	8.8	18.6	14.8
Poor	3.5	2.4	2.9	5.7
N of Valid	120	18,867	126	21,033
N of Miss	2	939	4	431

Table 111: Would you say that in general your physical health is...

	Grade 6		Grade 8	
	County	State	County	State
Excellent	28.2	29.7	16.9	23.2
Very good	28.9	32.0	14.8	29.9
Good	34.5	28.9	46.5	32.9
Fair	6.3	7.9	16.9	11.6
Poor	2.1	1.4	4.9	2.5
N of Valid	119	18,964	128	21,070
N of Miss	3	842	2	394

Table 112: I can do most things if I try.

	Grade 6		Grade 8	
	County	State	County	State
Very much true	39.0	38.8	29.9	39.9
Pretty much true	26.5	36.5	32.1	38.5
A little true	19.1	15.7	28.4	15.7
Not at all true	15.4	9.0	9.7	5.9
N of Valid	114	17,073	121	19,616
N of Miss	8	2,733	9	1,848

Table 113: I can work out my problems.

	Grade 6		Grade 8	
	County	State	County	State
Very much true	44.1	42.0	26.1	38.7
Pretty much true	25.7	38.7	38.8	40.0
A little true	17.6	14.6	25.4	17.0
Not at all true	12.5	4.6	9.7	4.3
N of Valid	114	16,991	121	19,549
N of Miss	8	2,815	9	1,915

Table 114: I volunteer to help others in my community.

	Grade 6		Grade 8	
	County	State	County	State
Very much true	38.3	29.2	21.4	23.5
Pretty much true	22.7	28.2	29.0	25.4
A little true	22.7	28.8	29.0	32.8
Not at all true	16.4	13.8	20.6	18.2
N of Valid	108	16,558	118	19,159
N of Miss	14	3,248	12	2,305

Table 115: There is at least one teacher or other adult in my school that really cares about me.

	Grade 6		Grade 8	
	County	State	County	State
Very much true	45.4	50.5	34.1	41.4
Pretty much true	19.2	23.0	20.7	24.7
A little true	15.4	16.2	25.9	20.5
Not at all true	20.0	10.3	19.3	13.4
N of Valid	109	16,905	122	19,489
N of Miss	13	2,901	8	1,975

Table 116: On an average school night, how many hours of sleep do you get?

	Grade 6		Grade 8	
	County	State	County	State
4 or less	0.0	0.0	0.0	0.0
5 hours	0.0	0.0	0.0	0.0
6 hours	0.0	0.0	0.0	0.0
7 hours	0.0	0.0	0.0	0.0
8 hours	0.0	0.0	0.0	0.0
9 hours	0.0	0.0	0.0	0.0
10 or more hours	0.0	0.0	0.0	0.0
N of Valid	0	0	0	0
N of Miss	122	19,806	130	21,464

*\*This was not asked in grades 6 and 8.*

### A.3.2 Mental Health Inventory

Table 117: Mental Health Inventory 5

	Grade 6		Grade 8	
	County	State	County	State
Below MHI-5 cutoff	95.3	93.5	88.4	87.9
At or above MHI-5 cutoff	4.7	6.5	11.6	12.1
N of Valid	108	17,498	116	19,760
N of Miss	14	2,308	14	1,704

Table 118: During the past 30 days, how much of the time have you been a happy person?

	Grade 6		Grade 8	
	County	State	County	State
All of the time	21.3	24.6	14.9	18.0
Most of the time	40.4	44.1	32.6	39.4
A good bit of the time	13.5	13.9	22.7	16.4
Some of the time	6.4	9.2	14.9	13.7
A little of the time	12.1	6.5	11.3	10.0
None of the time	6.4	1.8	3.5	2.4
N of Valid	118	18,864	127	20,801
N of Miss	3	941	3	663

Table 119: During the past 30 days, how much of the time have you been a very nervous person?

	Grade 6		Grade 8	
	County	State	County	State
All of the time	4.3	6.1	8.1	7.8
Most of the time	6.5	9.6	11.0	12.4
A good bit of the time	13.8	11.4	14.0	13.8
Some of the time	15.9	17.8	19.1	19.5
A little of the time	28.3	37.0	31.6	31.6
None of the time	31.2	18.1	16.2	15.0
N of Valid	116	18,643	122	20,626
N of Miss	6	1,163	7	838

Table 120: During the past 30 days, how much of the time have you felt calm and peaceful?

	Grade 6		Grade 8	
	County	State	County	State
All of the time	23.4	19.3	13.8	13.9
Most of the time	18.4	29.5	23.2	26.1
A good bit of the time	19.1	18.7	16.7	19.2
Some of the time	15.6	13.2	17.4	16.6
A little of the time	12.8	11.9	18.8	15.9
None of the time	10.6	7.4	10.1	8.3
N of Valid	118	18,531	124	20,516
N of Miss	3	1,275	5	948

Table 121: During the past 30 days, how much of the time have you felt downhearted and blue?

	Grade 6		Grade 8	
	County	State	County	State
All of the time	4.3	3.4	6.0	4.6
Most of the time	8.0	6.1	9.7	9.1
A good bit of the time	7.2	8.0	12.7	10.8
Some of the time	9.4	12.2	14.2	15.2
A little of the time	26.8	31.0	29.9	29.8
None of the time	44.2	39.4	27.6	30.6
N of Valid	116	18,296	121	20,304
N of Miss	6	1,510	9	1,160



Table 122: During the past 30 days, how much of the time have you felt so down in the dumps that nothing could cheer you up?

	Grade 6		Grade 8	
	County	State	County	State
All of the time	5.7	3.2	8.1	4.4
Most of the time	5.0	4.6	5.9	6.2
A good bit of the time	10.7	4.9	5.9	7.3
Some of the time	6.4	6.8	11.8	8.4
A little of the time	19.3	18.3	19.1	19.2
None of the time	52.9	62.3	49.3	54.4
N of Valid	118	18,757	122	20,711
N of Miss	4	1,049	7	754

### A.3.3 Depression and Suicidality

Table 123: During the past 12 months, did you ever feel so sad or hopeless almost every day for two weeks or more in a row that you stopped doing some usual activities?

	Grade 6		Grade 8	
	County	State	County	State
Yes	27.3	19.0	28.4	25.9
No	72.7	81.0	71.6	74.1
N of Valid	120	18,889	127	20,768
N of Miss	2	917	3	696

Table 124: During the past 12 months, did you ever seriously consider attempting suicide?

	Grade 6		Grade 8	
	County	State	County	State
Yes	11.3	10.5	21.3	17.6
No	88.7	89.5	78.7	82.4
N of Valid	118	18,651	122	20,616
N of Miss	3	1,155	7	848

Table 125: During the past 12 months, how many times did you actually attempt suicide?

	Grade 6		Grade 8	
	County	State	County	State
0 times	88.0	93.8	83.3	90.6
1 time	7.0	3.6	8.7	4.9
2 or 3 times	2.8	1.7	3.6	3.1
4 or 5 times	1.4	0.4	2.2	0.7
6 or more times	0.7	0.5	2.2	0.8
N of Valid	119	18,768	124	20,731
N of Miss	3	1,038	5	733

### A.3.4 Problem Gambling

Table 126: Gambling involves betting anything of value (money, a watch, soda, etc.) on a game or event with an uncertain outcome. Please mark ALL the different types of betting that you have done, if any, during the last 30 days:

	Grade 6		Grade 8	
	County	State	County	State
I did not gamble during the last 30 days.	53.8	68.2	54.9	66.0
Playing lottery tickets / Powerball / Megabucks.	6.2	2.8	4.9	4.4
Playing dice or coin flips.	13.1	7.3	10.4	8.4
Playing cards (poker, etc.).	10.3	5.4	11.1	8.6
Betting on a sports team.	20.0	9.7	15.3	11.9
Betting on games of personal skill (bowling, video games, dares, etc.).	24.1	10.9	20.8	14.0
Gambling on the Internet for free or with money.	2.1	1.1	0.0	2.8
Playing Bingo for money.	7.6	2.5	7.6	2.9
Other.	13.8	7.5	12.5	8.7
N of Valid	122	19,806	130	21,464
N of Miss	0	0	0	0

Table 127: During the last 12 months, have you ever felt bad about the amount you bet, or about what happens when you bet money?

	Grade 6		Grade 8	
	County	State	County	State
Yes	5.6	2.4	2.1	2.3
No	23.2	18.0	19.3	22.9
I don't bet for money.	71.1	79.6	78.6	74.9
N of Valid	119	18,311	126	20,216
N of Miss	3	1,495	4	1,248

Table 128: During the last 12 months, have you ever felt that you would like to stop betting money but didn't think you could?

	Grade 6		Grade 8	
	County	State	County	State
Yes	6.9	2.6	3.5	1.8
No	20.8	16.5	17.7	22.3
I don't bet for money.	72.2	80.9	78.7	75.9
N of Valid	121	18,274	127	20,217
N of Miss	1	1,532	3	1,248

Table 129: Have you ever lied to anyone about betting/gambling?

	Grade 6		Grade 8	
	County	State	County	State
Yes	6.3	3.0	7.1	4.3
No	93.7	97.0	92.9	95.7
N of Valid	120	18,384	127	20,324
N of Miss	2	1,422	3	1,140

Table 130: Have you ever bet/gambled more than you wanted to?

	Grade 6		Grade 8	
	County	State	County	State
Yes	5.5	2.7	2.9	4.1
No	94.5	97.3	97.1	95.9
N of Valid	122	18,203	125	20,161
N of Miss	0	1,603	5	1,303

Table 131: Have your parents ever talked to you about the risks of betting/gambling?

	Grade 6		Grade 8	
	County	State	County	State
Yes	46.2	49.4	39.1	48.5
No	53.8	50.6	60.9	51.5
N of Valid	120	18,116	124	20,076
N of Miss	2	1,690	5	1,388

Table 132: Have your teachers ever talked to you about the risks of betting/gambling?

	Grade 6		Grade 8	
	County	State	County	State
Yes	22.9	19.2	16.3	23.2
No	77.1	80.8	83.7	76.8
N of Valid	118	18,102	122	20,098
N of Miss	4	1,704	8	1,366

### A.3.5 Adverse Childhood Experiences

Table 133: Were your parents ever separated or divorced after you were born?

	Grade 6		Grade 8	
	County	State	County	State
Yes	47.0	35.2	38.1	40.4
No	53.0	64.8	61.9	59.6
N of Valid	111	16,909	121	19,472
N of Miss	11	2,897	9	1,993

Table 134: Have you ever lived with someone who is/was a problem drinker or alcoholic?

	Grade 6		Grade 8	
	County	State	County	State
Yes	31.8	22.2	32.6	31.4
No	68.2	77.8	67.4	68.6
N of Valid	111	16,661	119	19,300
N of Miss	11	3,145	11	2,164

Table 135: Have you ever lived with someone who uses/used street drugs?

	Grade 6		Grade 8	
	County	State	County	State
Yes	16.0	11.4	18.4	20.7
No	84.0	88.6	81.6	79.3
N of Valid	110	16,414	113	19,081
N of Miss	12	3,392	17	2,383

Table 136: Have you ever lived with a household member who is/was depressed or mentally ill?

	Grade 6		Grade 8	
	County	State	County	State
Yes	23.5	20.4	25.4	30.7
No	76.5	79.6	74.6	69.3
N of Valid	111	16,630	117	19,285
N of Miss	11	3,176	13	2,179

Table 137: Have you ever felt that you did not have enough to eat?

	Grade 6		Grade 8	
	County	State	County	State
Yes	26.9	19.9	22.3	18.2
No	73.1	80.1	77.7	81.8
N of Valid	109	16,836	117	19,380
N of Miss	13	2,969	13	2,084

Table 138: Have you ever felt that you had to wear dirty clothes?

	Grade 6		Grade 8	
	County	State	County	State
Yes	12.2	9.9	9.4	11.2
No	87.8	90.1	90.6	88.8
N of Valid	110	16,756	115	19,304
N of Miss	12	3,049	14	2,161

Table 139: Have you ever felt that you had no one to protect you?

	Grade 6		Grade 8	
	County	State	County	State
Yes	31.3	14.7	15.0	16.4
No	68.7	85.3	85.0	83.6
N of Valid	110	16,696	114	19,236
N of Miss	12	3,109	15	2,229

## A.4 Substance Use

### A.4.1 Tobacco Use

Table 140: During the past 30 days, on how many days did you smoke cigarettes?

	Grade 6		Grade 8	
	County	State	County	State
0 days	98.6	99.1	95.6	96.7
1 or 2 days	0.7	0.6	2.2	1.6
3 to 5 days	0.7	0.1	0.0	0.5
6 to 9 days	0.0	0.0	0.7	0.3
10 to 19 days	0.0	0.1	0.7	0.3
20 to 29 days	0.0	0.0	0.7	0.2
All 30 days	0.0	0.1	0.0	0.4
N of Valid	117	17,937	122	20,047
N of Miss	5	1,869	7	1,417

Table 141: During the past 30 days, on how many days did you use other tobacco products?

	Grade 6		Grade 8	
	County	State	County	State
0 days	97.1	99.4	93.3	97.5
1 or 2 days	1.4	0.4	3.0	1.1
3 to 5 days	1.4	0.1	1.5	0.4
6 to 9 days	0.0	0.1	0.7	0.3
10 to 19 days	0.0	0.1	0.0	0.2
20 to 29 days	0.0	0.0	0.7	0.2
All 30 days	0.0	0.0	0.7	0.3
N of Valid	117	17,998	121	20,093
N of Miss	5	1,808	9	1,371

Table 142: During the past 30 days, on how many days did you smoke tobacco in a "Hookah," also known as a water pipe?

	Grade 6		Grade 8	
	County	State	County	State
0 days	0.0	0.0	0.0	0.0
1 or 2 days	0.0	0.0	0.0	0.0
3 to 5 days	0.0	0.0	0.0	0.0
6 to 9 days	0.0	0.0	0.0	0.0
10 to 19 days	0.0	0.0	0.0	0.0
20 to 29 days	0.0	0.0	0.0	0.0
All 30 days	0.0	0.0	0.0	0.0
N of Valid	0	0	0	0
N of Miss	122	19,806	130	21,464

*\*This was not asked in grades 6 and 8.*

Table 143: During the past 30 days, from which of the following sources did you get tobacco (cigarettes, chew, cigars)? Please mark all that apply.

	Grade 6		Grade 8	
	County	State	County	State
I did not get tobacco during the past 30 days	0.0	0.0	0.0	0.0
A store or gas station	0.0	0.0	0.0	0.0
Friends 18 or older	0.0	0.0	0.0	0.0
Friends under 18	0.0	0.0	0.0	0.0
Took from home without permission	0.0	0.0	0.0	0.0
A family member	0.0	0.0	0.0	0.0
The Internet	0.0	0.0	0.0	0.0
Some other source	0.0	0.0	0.0	0.0
N of Valid	122	19,806	130	21,464
N of Miss	0	0	0	0

*\*This was not asked in grades 6 and 8.*

Table 144: Used any tobacco product during the past 30 days

	Grade 6		Grade 8	
	County	State	County	State
No Use	95.7	98.8	92.7	95.6
Use	4.3	1.2	7.3	4.4
N of Valid	118	18,161	123	20,265
N of Miss	4	1,645	6	1,199

Table 145: How old were you when you smoked a whole cigarette for the first time?

	Grade 6		Grade 8	
	County	State	County	State
Never have	94.7	97.9	86.8	91.9
8 years old or younger	0.8	0.5	1.6	0.8
9 years old	1.5	0.3	0.0	0.7
10 years old	1.5	0.4	3.1	0.9
11 years old	1.5	0.6	2.3	0.9
12 years old	0.0	0.3	2.3	1.9
13 years old	0.0	0.0	3.1	2.1
14 years old	0.0	0.0	0.8	0.7
15 years old	0.0	0.1	0.0	0.1
16 years old	0.0	0.0	0.0	0.0
17 years old or older	0.0	0.0	0.0	0.0
N of Valid	111	17,424	116	19,610
N of Miss	11	2,381	14	1,854

Table 146: How old were you when you smoked a whole cigarette for the first time?

	Grade 6		Grade 8	
	County	State	County	State
Avg Age in Years	9.7	10.1	11.2	11.5

Table 147: How old were you the first time you used tobacco products other than cigarettes such as snuff, chewing tobacco, and smoking tobacco from a pipe?

	Grade 6		Grade 8	
	County	State	County	State
Never have	93.2	98.3	88.5	93.8
8 years old or younger	1.5	0.4	0.0	0.7
9 years old	0.0	0.3	0.0	0.4
10 years old	1.5	0.2	4.6	0.6
11 years old	3.0	0.4	2.3	0.7
12 years old	0.8	0.2	3.1	1.1
13 years old	0.0	0.0	1.5	1.9
14 years old	0.0	0.0	0.0	0.6
15 years old	0.0	0.0	0.0	0.1
16 years old	0.0	0.0	0.0	0.0
17 years old or older	0.0	0.0	0.0	0.0
N of Valid	112	17,475	118	19,632
N of Miss	10	2,331	12	1,832

Table 148: How old were you the first time you used tobacco products other than cigarettes such as snuff, chewing tobacco, and smoking tobacco from a pipe?

	Grade 6		Grade 8	
	County	State	County	State
Avg Age in Years	10.2	10.0	11.1	11.6

Table 149: How old were you when you first tried e-cigarettes, vape-pens, or e-hookahs?

	Grade 6		Grade 8	
	County	State	County	State
Never have	0.0	0.0	0.0	0.0
8 years old or younger	0.0	0.0	0.0	0.0
9 years old	0.0	0.0	0.0	0.0
10 years old	0.0	0.0	0.0	0.0
11 years old	0.0	0.0	0.0	0.0
12 years old	0.0	0.0	0.0	0.0
13 years old	0.0	0.0	0.0	0.0
14 years old	0.0	0.0	0.0	0.0
15 years old	0.0	0.0	0.0	0.0
16 years old	0.0	0.0	0.0	0.0
17 years old or older	0.0	0.0	0.0	0.0
N of Valid	0	0	0	0
N of Miss	122	19,806	130	21,464

*\*This was not asked in grades 6 and 8.*

## A.4.2 Alcohol Use

Table 150: During your life, on how many days have you had at least one drink of alcohol?

	Grade 6		Grade 8	
	County	State	County	State
0 days	0.0	0.0	0.0	0.0
1 or 2 days	0.0	0.0	0.0	0.0
3 to 9 days	0.0	0.0	0.0	0.0
10 to 19 days	0.0	0.0	0.0	0.0
20 to 39 days	0.0	0.0	0.0	0.0
40 to 99 days	0.0	0.0	0.0	0.0
100 or more days	0.0	0.0	0.0	0.0
N of Valid	0	0	0	0
N of Miss	122	19,806	130	21,464

*\*This was not asked in grades 6 and 8.*

Table 151: During the past 30 days, on how many days did you have at least one drink of alcohol?

	Grade 6		Grade 8	
	County	State	County	State
0 days	92.3	96.0	80.4	84.6
1 or 2 days	5.6	3.3	15.9	11.0
3 to 5 days	2.1	0.3	1.4	2.2
6 to 9 days	0.0	0.2	0.7	1.2
10 to 19 days	0.0	0.1	1.4	0.6
20 to 29 days	0.0	0.0	0.0	0.2
All 30 days	0.0	0.1	0.0	0.3
N of Valid	119	18,193	124	20,292
N of Miss	3	1,613	5	1,172

Table 152: During the past 30 days, on how many days did you have 5 or more drinks of alcohol in a row, that is, within a couple of hours?

	Grade 6		Grade 8	
	County	State	County	State
0 days	97.8	99.1	94.2	94.6
1 or 2 days	0.7	0.6	3.6	3.5
3 to 5 days	0.7	0.2	0.0	0.9
6 to 9 days	0.7	0.1	1.4	0.5
10 to 19 days	0.0	0.0	0.0	0.3
20 to 29 days	0.0	0.0	0.7	0.1
All 30 days	0.0	0.0	0.0	0.2
N of Valid	117	18,085	124	20,145
N of Miss	5	1,721	5	1,319

Table 153: During the past 30 days, on how many days do you think most students in your school had at least one drink of alcohol? (your best estimate)

	Grade 6		Grade 8	
	County	State	County	State
0 days	46.4	66.4	42.8	45.2
1 or 2 days	36.2	22.7	26.8	29.4
3 to 5 days	7.2	6.2	18.1	12.9
6 to 9 days	7.2	2.3	8.0	6.2
10 to 19 days	1.4	1.2	3.6	3.5
20 to 29 days	0.7	0.4	0.0	1.0
All 30 days	0.7	0.8	0.7	1.9
N of Valid	116	17,962	124	20,086
N of Miss	6	1,844	5	1,378



Table 154: During the past 30 days, on how many days do you think most students in your school had 5 or more drinks of alcohol in a row, that is, within a couple of hours? (your best estimate)

	Grade 6		Grade 8	
	County	State	County	State
0 days	68.6	85.9	58.5	67.4
1 or 2 days	21.9	9.6	28.1	19.4
3 to 5 days	5.8	2.3	7.4	6.6
6 to 9 days	1.5	1.1	4.4	3.1
10 to 19 days	1.5	0.5	0.7	1.7
20 to 29 days	0.7	0.2	0.7	0.7
All 30 days	0.0	0.4	0.0	1.0
N of Valid	115	17,858	122	19,984
N of Miss	7	1,947	8	1,481

Table 155: Think of your four best friends (the friends you feel closest to). In the past 12 months, how many of your best friends have tried beer, wine, or hard liquor (for example, vodka, whiskey or gin)?

	Grade 6		Grade 8	
	County	State	County	State
None of my friends	0.0	0.0	0.0	0.0
1 of my friends	0.0	0.0	0.0	0.0
2 of my friends	0.0	0.0	0.0	0.0
3 of my friends	0.0	0.0	0.0	0.0
4 of my friends	0.0	0.0	0.0	0.0
N of Valid	0	0	0	0
N of Miss	122	19,806	130	21,464

*\*This was not asked in grades 6 and 8.*

Table 156: During the past 30 days, what type of alcohol did you usually drink? Select only one response.

	Grade 6		Grade 8	
	County	State	County	State
I did not drink alcohol during the past 30 days.	0.0	0.0	0.0	0.0
I do not have a usual type.	0.0	0.0	0.0	0.0
Beer.	0.0	0.0	0.0	0.0
Flavored beverages (such as Smirnoff, Bacardi Silver, and Hard Lemonade).	0.0	0.0	0.0	0.0
Wine coolers (such as Bartles and Jaymes or Seagrams).	0.0	0.0	0.0	0.0
Wine.	0.0	0.0	0.0	0.0
Liquor (such as vodka, rum, scotch, bourbon, or whiskey).	0.0	0.0	0.0	0.0
Some other type.	0.0	0.0	0.0	0.0
N of Valid	0	0	0	0
N of Miss	122	19,806	130	21,464

*\*This was not asked in grades 6 and 8.*

Table 157: During the past 30 days, from which of the following sources did you get the alcohol you drank? Please mark all that apply.

	Grade 6		Grade 8	
	County	State	County	State
I did not drink alcohol during the past 30 days.	0.0	0.0	0.0	0.0
At a party	0.0	0.0	0.0	0.0
Friends under 21	0.0	0.0	0.0	0.0
Friends 21 or older	0.0	0.0	0.0	0.0
A brother or sister	0.0	0.0	0.0	0.0
A parent	0.0	0.0	0.0	0.0
A store or gas station	0.0	0.0	0.0	0.0
Liquor store	0.0	0.0	0.0	0.0
Bar, night club or restaurant	0.0	0.0	0.0	0.0
Took it from home without permission	0.0	0.0	0.0	0.0
By asking a stranger to buy it for me	0.0	0.0	0.0	0.0
I got it some other way	0.0	0.0	0.0	0.0
N of Valid	122	19,806	130	21,464
N of Miss	0	0	0	0

*\*This was not asked in grades 6 and 8.*

Table 158: In the last 12 months, which of the following have you experienced? Please mark all that apply.

	Grade 6		Grade 8	
	County	State	County	State
I did not drink alcohol in the last 12 months.	0.0	0.0	0.0	0.0
Missed school or class because of drinking alcohol.	0.0	0.0	0.0	0.0
Got sick to my stomach because of drinking alcohol.	0.0	0.0	0.0	0.0
Not been able to remember what happened while I was drinking alcohol.	0.0	0.0	0.0	0.0
Later regretted something I did while drinking alcohol.	0.0	0.0	0.0	0.0
Worried that I drank alcohol too much or too often.	0.0	0.0	0.0	0.0
N of Valid	122	19,806	130	21,464
N of Miss	0	0	0	0

*\*This was not asked in grades 6 and 8.*

Table 159: During the past 30 days, how many times did you ride in a vehicle driven by a parent or other adult who had been drinking alcohol?

	Grade 6		Grade 8	
	County	State	County	State
0 times	84.1	89.7	82.5	85.6
1 time	7.2	6.1	11.7	8.2
2 or 3 times	4.3	2.4	5.1	3.8
4 or 5 times	1.4	0.5	0.7	1.0
6 or more times	2.9	1.3	0.0	1.4
N of Valid	116	17,905	123	20,026
N of Miss	6	1,901	6	1,438

Table 160: During the past 30 days, how many times did you ride in a vehicle driven by a teenager who had been drinking alcohol?

	Grade 6		Grade 8	
	County	State	County	State
0 times	0.0	0.0	0.0	0.0
1 time	0.0	0.0	0.0	0.0
2 or 3 times	0.0	0.0	0.0	0.0
4 or 5 times	0.0	0.0	0.0	0.0
6 or more times	0.0	0.0	0.0	0.0
N of Valid	0	0	0	0
N of Miss	122	19,806	130	21,464

*\*This was not asked in grades 6 and 8.*

Table 161: During the past 30 days, how many times did you drive a car or other vehicle when you had been drinking alcohol?

	Grade 6		Grade 8	
	County	State	County	State
0 times	0.0	0.0	0.0	0.0
1 time	0.0	0.0	0.0	0.0
2 or 3 times	0.0	0.0	0.0	0.0
4 or 5 times	0.0	0.0	0.0	0.0
6 or more times	0.0	0.0	0.0	0.0
N of Valid	0	0	0	0
N of Miss	122	19,806	130	21,464

*\*This was not asked in grades 6 and 8.*

Table 162: During the past 30 days, how many times did most students in your school ride in a vehicle driven by a parent or other adult who had been drinking alcohol?

	Grade 6		Grade 8	
	County	State	County	State
0 times	58.2	76.4	66.7	66.4
1 time	23.1	12.3	12.6	15.8
2 or 3 times	9.7	7.6	17.0	12.6
4 or 5 times	3.7	1.6	3.0	2.8
6 or more times	5.2	2.1	0.7	2.4
N of Valid	113	17,343	122	19,622
N of Miss	9	2,463	8	1,843

Table 163: During the past 30 days, how many times did most students in your school ride in a vehicle driven by a teenager who had been drinking alcohol?

	Grade 6		Grade 8	
	County	State	County	State
0 times	0.0	0.0	0.0	0.0
1 time	0.0	0.0	0.0	0.0
2 or 3 times	0.0	0.0	0.0	0.0
4 or 5 times	0.0	0.0	0.0	0.0
6 or more times	0.0	0.0	0.0	0.0
N of Valid	0	0	0	0
N of Miss	122	19,806	130	21,464

*\*This was not asked in grades 6 and 8.*

Table 164: During the past 30 days, how many times did most students in your school drive a car or other vehicle when they had been drinking alcohol?

	Grade 6		Grade 8	
	County	State	County	State
0 times	0.0	0.0	0.0	0.0
1 time	0.0	0.0	0.0	0.0
2 or 3 times	0.0	0.0	0.0	0.0
4 or 5 times	0.0	0.0	0.0	0.0
6 or more times	0.0	0.0	0.0	0.0
N of Valid	0	0	0	0
N of Miss	122	19,806	130	21,464

*\*This was not asked in grades 6 and 8.*

Table 165: How old were you when you had more than a sip or two of beer, wine, or hard liquor (for example, vodka, whiskey, or gin) for the first time?

	Grade 6		Grade 8	
	County	State	County	State
Never have	75.9	78.2	55.6	59.9
8 years old or younger	14.3	8.3	7.5	9.7
9 years old	3.8	3.7	1.5	3.6
10 years old	0.8	4.3	4.5	4.6
11 years old	5.3	4.1	5.3	4.2
12 years old	0.0	1.4	14.3	6.8
13 years old	0.0	0.0	8.3	8.5
14 years old	0.0	0.0	3.0	2.5
15 years old	0.0	0.0	0.0	0.1
16 years old	0.0	0.0	0.0	0.0
17 years old or older	0.0	0.0	0.0	0.0
N of Valid	112	17,533	120	19,737
N of Miss	10	2,273	10	1,727

Table 166: How old were you when you had more than a sip or two of beer, wine, or hard liquor (for example, vodka, whiskey, or gin) for the first time?

	Grade 6		Grade 8	
	County	State	County	State
Avg Age in Years	8.9	9.4	11.2	10.8

Table 167: How old were you when you first began drinking alcoholic beverages regularly, that is at least once or twice a month?

	Grade 6		Grade 8	
	County	State	County	State
Never have	94.7	97.8	83.3	91.3
8 years old or younger	1.5	0.5	1.5	0.6
9 years old	0.8	0.3	0.0	0.4
10 years old	0.8	0.4	0.8	0.5
11 years old	2.3	0.6	1.5	0.7
12 years old	0.0	0.3	4.5	1.6
13 years old	0.0	0.0	4.5	3.3
14 years old	0.0	0.0	3.8	1.4
15 years old	0.0	0.0	0.0	0.1
16 years old	0.0	0.0	0.0	0.0
17 years old or older	0.0	0.0	0.0	0.0
N of Valid	112	17,526	119	19,703
N of Miss	10	2,279	11	1,761

Table 168: How old were you when you first began drinking alcoholic beverages regularly, that is at least once or twice a month?

	Grade 6		Grade 8	
	County	State	County	State
Avg Age in Years	9.7	10.1	12.2	12.1

### A.4.3 Marijuana Use

Table 169: During the past 30 days, how many times did you use marijuana?

	Grade 6		Grade 8	
	County	State	County	State
0 times	94.9	98.5	83.9	91.6
1 or 2 times	1.5	0.9	8.8	3.5
3 to 9 times	2.9	0.3	5.8	2.1
10 to 19 times	0.7	0.1	0.7	1.1
20 to 39 times	0.0	0.1	0.0	0.7
40 or more times	0.0	0.1	0.7	1.1
N of Valid	115	17,994	123	20,129
N of Miss	7	1,812	6	1,335

Table 170: During the past 30 days, from which of the following sources did you get marijuana? Please mark all that apply.

	Grade 6		Grade 8	
	County	State	County	State
I did not use marijuana during the past 30 days	0.0	0.0	0.0	0.0
A public event such as a concert or sporting event	0.0	0.0	0.0	0.0
A party	0.0	0.0	0.0	0.0
Friends 18 or older	0.0	0.0	0.0	0.0
Friends under 18	0.0	0.0	0.0	0.0
A family member	0.0	0.0	0.0	0.0
A medical marijuana cardholder or grower	0.0	0.0	0.0	0.0
I gave someone money to buy it for me	0.0	0.0	0.0	0.0
I grew it	0.0	0.0	0.0	0.0
I got it some other way	0.0	0.0	0.0	0.0
N of Valid	122	19,806	130	21,464
N of Miss	0	0	0	0

*\*This was not asked in grades 6 and 8.*

Table 171: How old were you when you tried marijuana for the first time?

	Grade 6		Grade 8	
	County	State	County	State
Never have	90.2	97.4	72.9	85.6
8 years old or younger	1.5	0.4	3.1	0.9
9 years old	1.5	0.4	3.1	0.6
10 years old	2.3	0.5	3.9	0.8
11 years old	4.5	0.8	3.1	1.9
12 years old	0.0	0.5	3.1	3.3
13 years old	0.0	0.0	9.3	5.4
14 years old	0.0	0.0	1.6	1.4
15 years old	0.0	0.0	0.0	0.1
16 years old	0.0	0.0	0.0	0.0
17 years old or older	0.0	0.0	0.0	0.0
N of Valid	112	17,324	116	19,566
N of Miss	10	2,482	14	1,898

Table 172: How old were you when you tried marijuana for the first time?

	Grade 6		Grade 8	
	County	State	County	State
Avg Age in Years	10.0	10.3	11.3	12.0

Table 173: How old were you when you first tried synthetic marijuana (also called K2, Spice, etc.) for the first time?

	Grade 6		Grade 8	
	County	State	County	State
Never have	96.2	98.9	93.0	95.9
8 years old or younger	0.0	0.2	0.0	0.4
9 years old	0.8	0.1	0.0	0.1
10 years old	2.3	0.2	0.8	0.3
11 years old	0.8	0.3	0.8	0.4
12 years old	0.0	0.2	3.9	1.0
13 years old	0.0	0.0	1.6	1.2
14 years old	0.0	0.0	0.0	0.5
15 years old	0.0	0.0	0.0	0.1
16 years old	0.0	0.0	0.0	0.0
17 years old or older	0.0	0.0	0.0	0.0
N of Valid	110	17,428	116	19,630
N of Miss	12	2,377	14	1,834

Table 174: How old were you when you first tried synthetic marijuana (also called K2, Spice, etc.) for the first time?

	Grade 6		Grade 8	
	County	State	County	State
Avg Age in Years	10.0	10.2	11.9	11.9

#### A.4.4 Other Drug Use

Table 175: During the past 30 days, on how many days did you sniff glue, breathe the contents of aerosol spray cans, or inhale any paints or sprays to get high?

	Grade 6		Grade 8	
	County	State	County	State
0 days	93.1	95.2	95.3	95.5
1 or 2 days	3.8	3.5	3.9	2.9
3 to 5 days	3.1	0.7	0.0	0.7
6 to 9 days	0.0	0.3	0.0	0.4
10 to 19 days	0.0	0.1	0.8	0.2
20 to 29 days	0.0	0.0	0.0	0.1
All 30 days	0.0	0.2	0.0	0.3
N of Valid	109	17,212	116	19,535
N of Miss	13	2,593	14	1,929

Table 176: During the past 30 days, on how many days did you use synthetic marijuana, example: K2, Spice, etc.?

	Grade 6		Grade 8	
	County	State	County	State
0 days	97.6	99.2	95.5	97.3
1 or 2 days	0.8	0.4	3.8	1.2
3 to 5 days	0.8	0.1	0.0	0.6
6 to 9 days	0.8	0.1	0.0	0.3
10 to 19 days	0.0	0.1	0.0	0.2
20 to 29 days	0.0	0.0	0.0	0.1
All 30 days	0.0	0.1	0.8	0.3
N of Valid	107	17,074	119	19,422
N of Miss	15	2,731	11	2,042

Table 177: During the past 30 days, on how many days did you use a prescription drug (such as OxyContin, Percocet, Vicodin, codeine, Adderall, Ritalin, or Xanax) without a doctor's orders?

	Grade 6		Grade 8	
	County	State	County	State
0 days	97.6	98.9	95.3	96.7
1 or 2 days	0.8	0.6	2.4	1.5
3 to 5 days	1.6	0.2	0.8	0.7
6 to 9 days	0.0	0.1	1.6	0.4
10 to 19 days	0.0	0.0	0.0	0.3
20 to 29 days	0.0	0.1	0.0	0.1
All 30 days	0.0	0.1	0.0	0.3
N of Valid	106	17,071	114	19,414
N of Miss	16	2,734	15	2,050

Table 178: Which of the following illicit drugs did you use during the past 30 days? Please mark all that apply.

	Grade 6		Grade 8	
	County	State	County	State
I did not use illicit drugs during the past 30 days	88.3	81.6	75.7	81.8
Marijuana	4.8	1.2	11.8	7.2
Any form of cocaine including powder, crack or freebase	0.7	0.3	1.4	0.5
Ecstasy (also called MDMA)	0.7	0.1	0.7	0.5
Heroin or other opiates or narcotics	0.0	0.1	0.7	0.3
LSD or other hallucinogens or psychedelics	0.0	0.1	1.4	0.7
Methamphetamines (also called speed, crystal, crank or ice)	0.0	0.1	0.7	0.3
Steroid pills or shots without a doctor's prescription	0.0	0.3	0.7	0.5
N of Valid	122	19,806	130	21,464
N of Miss	0	0	0	0



Table 179: Any illicit drug use including marijuana, synthetic marijuana, cocaine, ecstasy, heroin, hallucinogens or methamphetamines

	Grade 6		Grade 8	
	County	State	County	State
No Use	93.8	98.3	86.8	92.1
Use	6.2	1.7	13.2	7.9
N of Valid	122	19,806	130	21,464
N of Miss	0	0	0	0

Table 180: Any illicit drug use including cocaine, ecstasy, heroin, hallucinogens or methamphetamines

	Grade 6		Grade 8	
	County	State	County	State
No Use	99.3	99.5	97.9	98.6
Use	0.7	0.5	2.1	1.4
N of Valid	122	19,806	130	21,464
N of Miss	0	0	0	0

#### A.4.5 Lifetime Drug Use

Table 181: During your life, how many times have you Used marijuana?

	Grade 6		Grade 8	
	County	State	County	State
0 times	0.0	0.0	0.0	0.0
1 or 2 times	0.0	0.0	0.0	0.0
3 to 9 times	0.0	0.0	0.0	0.0
10 to 19 times	0.0	0.0	0.0	0.0
20 to 39 times	0.0	0.0	0.0	0.0
40 or more times	0.0	0.0	0.0	0.0
N of Valid	0	0	0	0
N of Miss	122	19,806	130	21,464

*\*This was not asked in grades 6 and 8.*

Table 182: During your life, how many times have you Sniffed glue, breathed the contents of aerosol spray cans, or inhaled any paints or sprays to get high?

	Grade 6		Grade 8	
	County	State	County	State
0 times	0.0	0.0	0.0	0.0
1 or 2 times	0.0	0.0	0.0	0.0
3 to 9 times	0.0	0.0	0.0	0.0
10 to 19 times	0.0	0.0	0.0	0.0
20 to 39 times	0.0	0.0	0.0	0.0
40 or more times	0.0	0.0	0.0	0.0
N of Valid	0	0	0	0
N of Miss	122	19,806	130	21,464

*\*This was not asked in grades 6 and 8.*

Table 183: During your life, how many times have you Taken steroid pills or shots without a doctor's prescription?

	Grade 6		Grade 8	
	County	State	County	State
0 times	0.0	0.0	0.0	0.0
1 or 2 times	0.0	0.0	0.0	0.0
3 to 9 times	0.0	0.0	0.0	0.0
10 to 19 times	0.0	0.0	0.0	0.0
20 to 39 times	0.0	0.0	0.0	0.0
40 or more times	0.0	0.0	0.0	0.0
N of Valid	0	0	0	0
N of Miss	122	19,806	130	21,464

*\*This was not asked in grades 6 and 8.*

Table 184: During your life, how many times have you Taken a prescription drug not prescribed to you?

	Grade 6		Grade 8	
	County	State	County	State
0 times	0.0	0.0	0.0	0.0
1 or 2 times	0.0	0.0	0.0	0.0
3 to 9 times	0.0	0.0	0.0	0.0
10 to 19 times	0.0	0.0	0.0	0.0
20 to 39 times	0.0	0.0	0.0	0.0
40 or more times	0.0	0.0	0.0	0.0
N of Valid	0	0	0	0
N of Miss	122	19,806	130	21,464

*\*This was not asked in grades 6 and 8.*

Table 185: During your life, how many times have you Used any form of cocaine, including powder, crack or freebase?

	Grade 6		Grade 8	
	County	State	County	State
0 times	0.0	0.0	0.0	0.0
1 or 2 times	0.0	0.0	0.0	0.0
3 to 9 times	0.0	0.0	0.0	0.0
10 to 19 times	0.0	0.0	0.0	0.0
20 to 39 times	0.0	0.0	0.0	0.0
40 or more times	0.0	0.0	0.0	0.0
N of Valid	0	0	0	0
N of Miss	122	19,806	130	21,464

*\*This was not asked in grades 6 and 8.*

Table 186: During your life, how many times have you Used ecstasy (also called MDMA)?

	Grade 6		Grade 8	
	County	State	County	State
0 times	0.0	0.0	0.0	0.0
1 or 2 times	0.0	0.0	0.0	0.0
3 to 9 times	0.0	0.0	0.0	0.0
10 to 19 times	0.0	0.0	0.0	0.0
20 to 39 times	0.0	0.0	0.0	0.0
40 or more times	0.0	0.0	0.0	0.0
N of Valid	0	0	0	0
N of Miss	122	19,806	130	21,464

*\*This was not asked in grades 6 and 8.*

Table 187: During your life, how many times have you Used heroin (also called smack, junk, or China White)?

	Grade 6		Grade 8	
	County	State	County	State
0 times	0.0	0.0	0.0	0.0
1 or 2 times	0.0	0.0	0.0	0.0
3 to 9 times	0.0	0.0	0.0	0.0
10 to 19 times	0.0	0.0	0.0	0.0
20 to 39 times	0.0	0.0	0.0	0.0
40 or more times	0.0	0.0	0.0	0.0
N of Valid	0	0	0	0
N of Miss	122	19,806	130	21,464

*\*This was not asked in grades 6 and 8.*

Table 188: During your life, how many times have you Used methamphetamines (also called speed, crystal, crank or ice)?

	Grade 6		Grade 8	
	County	State	County	State
0 times	0.0	0.0	0.0	0.0
1 or 2 times	0.0	0.0	0.0	0.0
3 to 9 times	0.0	0.0	0.0	0.0
10 to 19 times	0.0	0.0	0.0	0.0
20 to 39 times	0.0	0.0	0.0	0.0
40 or more times	0.0	0.0	0.0	0.0
N of Valid	0	0	0	0
N of Miss	122	19,806	130	21,464

*\*This was not asked in grades 6 and 8.*

Table 189: During your life, how many times have you used a needle to inject any illegal drug into your body?

	Grade 6		Grade 8	
	County	State	County	State
0 times	0.0	0.0	0.0	0.0
1 time	0.0	0.0	0.0	0.0
2 or more times	0.0	0.0	0.0	0.0
N of Valid	0	0	0	0
N of Miss	122	19,806	130	21,464

*\*This was not asked in grades 6 and 8.*

Table 190: Lifetime drug use (includes marijuana, inhalants, steroids, prescription drugs, cocaine, ecstasy, heroin, methamphetamines)

	Grade 6		Grade 8	
	County	State	County	State
No Use	0.0	0.0	0.0	0.0
Use	0.0	0.0	0.0	0.0
N of Valid	0	0	0	0
N of Miss	122	19,806	130	21,464

*\*This was not asked in grades 6 and 8.*

Table 191: Lifetime drug use other than marijuana (includes inhalants, steroids, prescription drugs, cocaine, ecstasy, heroin, methamphetamines)

	Grade 6		Grade 8	
	County	State	County	State
No Use	0.0	0.0	0.0	0.0
Use	0.0	0.0	0.0	0.0
N of Valid	0	0	0	0
N of Miss	122	19,806	130	21,464

*\*This was not asked in grades 6 and 8.*

#### A.4.6 Availability of Alcohol, Tobacco and Drugs

Table 192: If you wanted to get some, how easy would it be for you to get some beer, wine, or hard liquor (for example, vodka, whiskey, or gin)?

	Grade 6		Grade 8	
	County	State	County	State
Very hard	73.9	70.4	55.2	42.4
Somewhat hard	14.5	13.1	15.7	18.9
Sort of easy	5.8	9.5	18.7	21.4
Very easy	5.8	7.0	10.4	17.2
N of Valid	116	16,756	121	19,692
N of Miss	6	3,050	9	1,772

Table 193: If you wanted to get some, how easy would it be for you to get some cigarettes?

	Grade 6		Grade 8	
	County	State	County	State
Very hard	78.7	78.5	57.6	56.1
Somewhat hard	11.8	9.2	18.2	17.1
Sort of easy	3.7	6.1	15.9	13.4
Very easy	5.9	6.2	8.3	13.3
N of Valid	114	16,604	119	19,593
N of Miss	8	3,202	11	1,871

Table 194: If you wanted to get some, how easy would it be for you to get some marijuana?

	Grade 6		Grade 8	
	County	State	County	State
Very hard	80.9	84.5	48.1	55.7
Somewhat hard	8.8	6.5	14.0	12.4
Sort of easy	5.1	4.5	18.6	13.7
Very easy	5.1	4.6	19.4	18.3
N of Valid	114	16,444	116	19,462
N of Miss	8	3,362	14	2,003

Table 195: If you wanted to get some, how easy would it be for you to get some synthetic marijuana, example: K2, Spice, etc.?

	Grade 6		Grade 8	
	County	State	County	State
Very hard	85.7	90.1	67.7	71.2
Somewhat hard	7.5	5.2	14.6	13.3
Sort of easy	3.8	2.1	7.7	8.1
Very easy	3.0	2.5	10.0	7.4
N of Valid	112	16,453	117	19,455
N of Miss	10	3,353	13	2,009

Table 196: If you wanted to get some, how easy would it be for you to get a drug like cocaine, LSD, or amphetamines?

	Grade 6		Grade 8	
	County	State	County	State
Very hard	92.4	93.2	85.8	83.2
Somewhat hard	3.0	3.6	6.3	9.4
Sort of easy	0.8	1.5	3.1	3.7
Very easy	3.8	1.6	4.7	3.7
N of Valid	111	16,513	114	19,524
N of Miss	11	3,292	15	1,940

Table 197: If you wanted to get some, how easy would it be for you to get prescription drugs not prescribed to you?

	Grade 6		Grade 8	
	County	State	County	State
Very hard	76.3	78.9	64.6	55.7
Somewhat hard	10.7	8.8	13.4	15.9
Sort of easy	3.8	6.1	11.8	13.1
Very easy	9.2	6.2	10.2	15.3
N of Valid	110	16,475	114	19,528
N of Miss	12	3,330	15	1,936

Table 198: If you wanted to get some, how easy would it be for you to get some e-cigarettes, vape-pens, or e-hookahs?

	Grade 6		Grade 8	
	County	State	County	State
Very hard	0.0	0.0	0.0	0.0
Somewhat hard	0.0	0.0	0.0	0.0
Sort of easy	0.0	0.0	0.0	0.0
Very easy	0.0	0.0	0.0	0.0
N of Valid	0	0	0	0
N of Miss	122	19,806	130	21,464

*\*This was not asked in grades 6 and 8.*

#### A.4.7 Perceived Risk of Harm from Substance Use

Table 199: How much do you think people risk harming themselves (physically or in other ways) if they take one or two drinks of an alcoholic beverage (beer, wine, liquor) nearly every day?

	Grade 6		Grade 8	
	County	State	County	State
No risk	26.8	19.1	23.8	14.5
Slight risk	26.0	31.2	24.6	32.3
Moderate risk	25.2	27.5	34.6	31.7
Great risk	22.0	22.3	16.9	21.4
N of Valid	107	16,881	117	19,339
N of Miss	15	2,925	13	2,125

Table 200: How much do you think people risk harming themselves (physically or in other ways) when they have five or more drinks of an alcoholic beverage once or twice a week?

	Grade 6		Grade 8	
	County	State	County	State
No risk	20.0	15.0	18.8	10.0
Slight risk	20.8	20.7	28.9	19.7
Moderate risk	30.0	34.5	28.1	38.0
Great risk	29.2	29.8	24.2	32.2
N of Valid	109	16,689	115	19,153
N of Miss	13	3,117	14	2,311

Table 201: How much do you think people risk harming themselves (physically or in other ways) if they smoke one or more packs of cigarettes per day?

	Grade 6		Grade 8	
	County	State	County	State
No risk	23.1	13.6	17.3	9.9
Slight risk	9.2	8.0	14.2	9.9
Moderate risk	14.6	16.3	18.1	18.4
Great risk	53.1	62.1	50.4	61.8
N of Valid	109	16,623	114	19,060
N of Miss	13	3,183	15	2,404

Table 202: How much do you think people risk harming themselves (physically or in other ways) if they try marijuana once or twice?

	Grade 6		Grade 8	
	County	State	County	State
No risk	23.2	20.9	33.9	27.1
Slight risk	27.2	30.6	42.7	36.5
Moderate risk	24.8	25.5	11.3	20.5
Great risk	24.8	23.0	12.1	15.9
N of Valid	105	16,377	112	18,936
N of Miss	17	3,429	18	2,529

Table 203: How much do you think people risk harming themselves (physically or in other ways) if they smoke marijuana once or twice a week?

	Grade 6		Grade 8	
	County	State	County	State
No risk	20.3	17.3	26.2	18.5
Slight risk	15.4	16.5	25.4	22.5
Moderate risk	28.5	29.9	32.8	31.2
Great risk	35.8	36.3	15.6	27.7
N of Valid	103	16,140	110	18,836
N of Miss	18	3,666	20	2,628

Table 204: How much do you think people risk harming themselves (physically or in other ways) if they use prescription drugs not prescribed to them?

	Grade 6		Grade 8	
	County	State	County	State
No risk	20.5	12.5	19.7	7.7
Slight risk	9.4	6.9	10.7	8.4
Moderate risk	18.1	20.0	26.2	24.8
Great risk	52.0	60.7	43.4	59.1
N of Valid	107	16,475	110	19,036
N of Miss	15	3,331	20	2,428

Table 205: How do you feel about someone your age having one or two drinks of an alcoholic beverage nearly every day?

	Grade 6		Grade 8	
	County	State	County	State
Neither approve or disapprove	28.1	13.7	21.3	17.4
Somewhat disapprove	14.1	7.5	23.5	15.7
Strongly disapprove	44.4	70.3	33.8	58.7
Don't know or can't say	13.3	8.6	21.3	8.2
N of Valid	113	17,031	122	19,630
N of Miss	8	2,774	7	1,834

Table 206: How do you feel about someone your age smoking one or more packs of cigarettes a day?

	Grade 6		Grade 8	
	County	State	County	State
Neither approve or disapprove	24.6	11.8	17.0	11.5
Somewhat disapprove	9.4	3.1	8.1	6.6
Strongly disapprove	52.2	77.9	59.3	75.4
Don't know or can't say	13.8	7.3	15.6	6.5
N of Valid	116	16,918	122	19,568
N of Miss	6	2,887	8	1,896

Table 207: How do you feel about someone your age trying marijuana or hashish once or twice?

	Grade 6		Grade 8	
	County	State	County	State
Neither approve or disapprove	26.7	13.9	27.8	22.5
Somewhat disapprove	12.6	8.5	19.5	17.2
Strongly disapprove	46.7	69.8	36.8	52.4
Don't know or can't say	14.1	7.8	15.8	7.8
N of Valid	113	16,834	120	19,478
N of Miss	8	2,972	10	1,987

Table 208: How do you feel about someone your age using prescription drugs not prescribed to them?

	Grade 6		Grade 8	
	County	State	County	State
Neither approve or disapprove	23.9	12.1	17.0	11.9
Somewhat disapprove	8.2	5.8	8.9	9.2
Strongly disapprove	51.5	74.2	57.0	71.0
Don't know or can't say	16.4	7.9	17.0	7.9
N of Valid	113	16,790	122	19,472
N of Miss	9	3,015	8	1,992

Table 209: How do you feel about someone your age using synthetic marijuana, example: K2, Spice?

	Grade 6		Grade 8	
	County	State	County	State
Neither approve or disapprove	0.0	0.0	0.0	0.0
Somewhat disapprove	0.0	0.0	0.0	0.0
Strongly disapprove	0.0	0.0	0.0	0.0
Don't know or can't say	0.0	0.0	0.0	0.0
N of Valid	0	0	0	0
N of Miss	122	19,806	130	21,464

*\*This was not asked in grades 6 and 8.*

Table 210: How do you feel about someone your age smoke e-cigarettes, vape-pens, or e-hookahs?

	Grade 6		Grade 8	
	County	State	County	State
Neither approve or disapprove	0.0	0.0	0.0	0.0
Somewhat disapprove	0.0	0.0	0.0	0.0
Strongly disapprove	0.0	0.0	0.0	0.0
Don't know or can't say	0.0	0.0	0.0	0.0
N of Valid	0	0	0	0
N of Miss	122	19,806	130	21,464

*\*This was not asked in grades 6 and 8.*

#### A.4.8 Communication about Substance Use

Table 211: During the past 12 months, do you recall hearing, reading, or watching an advertisement about prevention of substance abuse?

	Grade 6		Grade 8	
	County	State	County	State
Yes	37.2	37.8	44.8	57.6
No	38.0	35.9	26.1	22.6
Don't know or can't say	24.8	26.4	29.1	19.8
N of Valid	115	17,267	121	19,788
N of Miss	7	2,538	9	1,676



Table 212: During the past 12 months, have you had a special class about drugs or alcohol in school?

	Grade 6		Grade 8	
	County	State	County	State
Yes	54.4	33.8	57.9	54.0
No	37.5	57.2	27.8	36.7
Don't know or can't say	8.1	9.0	14.3	9.3
N of Valid	114	17,237	120	19,702
N of Miss	8	2,569	10	1,762

Table 213: During the past 12 months, have you talked with at least one of your parents about the dangers of tobacco, alcohol, or drug use?

	Grade 6		Grade 8	
	County	State	County	State
Yes	58.3	61.6	57.9	67.1
No	30.3	29.8	27.1	24.3
Don't know or can't say	11.4	8.5	15.0	8.6
N of Valid	111	17,258	120	19,705
N of Miss	11	2,547	10	1,759

Table 214: Would you be more or less likely to want to work for an employer that tests its employees for drug or alcohol use on a random basis?

	Grade 6		Grade 8	
	County	State	County	State
More likely	0.0	0.0	0.0	0.0
Less likely	0.0	0.0	0.0	0.0
Would make no difference	0.0	0.0	0.0	0.0
Don't know or can't say	0.0	0.0	0.0	0.0
N of Valid	0	0	0	0
N of Miss	122	19,806	130	21,464

*\*This was not asked in grades 6 and 8.*

## A.5 Parenting and Parental Attitudes

### A.5.1 Family Management

Table 215: My parents ask if I've gotten my homework done.

	Grade 6		Grade 8	
	County	State	County	State
Very much true	68.5	74.7	40.2	60.9
Pretty much true	13.1	14.1	27.3	19.9
A little true	8.5	6.7	16.7	11.4
Not at all true	10.0	4.5	15.9	7.8
N of Valid	109	16,860	119	19,393
N of Miss	13	2,946	11	2,071

Table 216: My parents would catch me if I skipped school.

	Grade 6		Grade 8	
	County	State	County	State
Very much true	71.8	81.5	56.7	70.4
Pretty much true	9.2	9.1	18.7	14.4
A little true	7.6	3.9	13.4	8.2
Not at all true	11.5	5.5	11.2	7.0
N of Valid	110	16,679	121	19,179
N of Miss	12	3,127	9	2,285

Table 217: When I am not at home, one of my parents knows where I am and whom I am with.

	Grade 6		Grade 8	
	County	State	County	State
Very much true	70.2	76.8	57.8	68.3
Pretty much true	12.2	13.6	25.2	19.2
A little true	6.9	5.0	9.6	7.9
Not at all true	10.7	4.6	7.4	4.5
N of Valid	110	16,937	122	19,525
N of Miss	12	2,869	8	1,939

Table 218: My family has clear rules about alcohol and drug use.

	Grade 6		Grade 8	
	County	State	County	State
Very much true	80.5	83.6	68.1	74.3
Pretty much true	4.5	8.4	17.8	13.8
A little true	4.5	4.1	8.9	7.4
Not at all true	10.5	3.9	5.2	4.4
N of Valid	112	16,838	122	19,475
N of Miss	10	2,968	8	1,989

Table 219: How would most students in your school respond to this statement:  
"My family has clear rules about alcohol and drug use."

	Grade 6		Grade 8	
	County	State	County	State
Very much true	0.0	0.0	0.0	0.0
Pretty much true	0.0	0.0	0.0	0.0
A little true	0.0	0.0	0.0	0.0
Not at all true	0.0	0.0	0.0	0.0
N of Valid	0	0	0	0
N of Miss	122	19,806	130	21,464

*\*This was not asked in grades 6 and 8.*

#### A.5.2 Parental Attitudes towards Substance Use

Table 220: How wrong do you think your parents feel it would be for you to have one or two drinks of an alcoholic beverage nearly every day?

	Grade 6		Grade 8	
	County	State	County	State
Very wrong	85.3	91.6	76.9	86.9
Wrong	8.8	5.0	12.7	8.1
A little bit wrong	0.7	1.8	3.7	3.0
Not wrong at all	5.1	1.6	6.7	2.0
N of Valid	114	17,001	121	19,540
N of Miss	8	2,805	9	1,924

Table 221: How wrong do you think your parents feel it would be for you to smoke cigarettes?

	Grade 6		Grade 8	
	County	State	County	State
Very wrong	88.8	94.2	87.1	91.9
Wrong	6.0	3.6	8.3	5.4
A little bit wrong	1.5	0.8	0.8	1.3
Not wrong at all	3.7	1.4	3.8	1.4
N of Valid	113	16,917	119	19,477
N of Miss	9	2,889	11	1,987

Table 222: How wrong do you think your parents feel it would be for you to smoke marijuana?

	Grade 6		Grade 8	
	County	State	County	State
Very wrong	85.3	93.7	76.3	86.2
Wrong	8.8	3.6	8.4	7.3
A little bit wrong	1.5	1.0	7.6	3.9
Not wrong at all	4.4	1.7	7.6	2.7
N of Valid	114	16,868	118	19,462
N of Miss	8	2,938	12	2,002

Table 223: How wrong do you think your parents feel it would be for you to use prescription drugs not prescribed to you?

	Grade 6		Grade 8	
	County	State	County	State
Very wrong	89.3	94.4	87.7	92.3
Wrong	6.1	3.4	6.2	4.9
A little bit wrong	0.8	0.8	3.1	1.3
Not wrong at all	3.8	1.4	3.1	1.5
N of Valid	110	16,751	117	19,338
N of Miss	12	3,055	13	2,126

Table 224: How wrong do you think your parents feel it would be for you to use synthetic marijuana, example: K2, Spice?

	Grade 6		Grade 8	
	County	State	County	State
Very wrong	0.0	0.0	0.0	0.0
Wrong	0.0	0.0	0.0	0.0
A little bit wrong	0.0	0.0	0.0	0.0
Not wrong at all	0.0	0.0	0.0	0.0
N of Valid	0	0	0	0
N of Miss	122	19,806	130	21,464

*\*This was not asked in grades 6 and 8.*

Table 225: How wrong do you think your parents feel it would be for you to smoke e-cigarettes, vape-pens, or e-hookahs?

	Grade 6		Grade 8	
	County	State	County	State
Very wrong	0.0	0.0	0.0	0.0
Wrong	0.0	0.0	0.0	0.0
A little bit wrong	0.0	0.0	0.0	0.0
Not wrong at all	0.0	0.0	0.0	0.0
N of Valid	0	0	0	0
N of Miss	122	19,806	130	21,464

*\*This was not asked in grades 6 and 8.*

## A.6 Influence of Friendships

### A.6.1 Friends' Attitudes towards Substance Use

Table 226: How wrong do you think your friends feel it would be for you to have one or two drinks of an alcoholic beverage nearly every day?

	Grade 6		Grade 8	
	County	State	County	State
Very wrong	64.2	75.3	34.6	56.3
Wrong	21.6	16.9	39.0	24.5
A little bit wrong	4.5	4.7	15.4	12.7
Not wrong at all	9.7	3.0	11.0	6.5
N of Valid	113	16,978	122	19,487
N of Miss	9	2,828	7	1,977

Table 227: How wrong do you think your friends feel it would be for you to smoke tobacco?

	Grade 6		Grade 8	
	County	State	County	State
Very wrong	70.7	81.5	48.1	64.9
Wrong	17.3	13.1	34.1	22.5
A little bit wrong	6.0	2.9	9.6	8.0
Not wrong at all	6.0	2.4	8.1	4.7
N of Valid	112	16,909	121	19,424
N of Miss	10	2,897	8	2,040

Table 228: How wrong do you think your friends feel it would be for you to smoke marijuana?

	Grade 6		Grade 8	
	County	State	County	State
Very wrong	68.7	82.2	36.6	58.8
Wrong	17.2	10.9	24.6	16.7
A little bit wrong	6.7	3.4	16.4	12.3
Not wrong at all	7.5	3.5	22.4	12.1
N of Valid	113	16,846	121	19,384
N of Miss	9	2,960	9	2,080

Table 229: How wrong do you think your friends feel it would be for you to use prescription drugs not prescribed to you?

	Grade 6		Grade 8	
	County	State	County	State
Very wrong	76.6	82.8	57.4	71.4
Wrong	15.6	12.1	26.4	18.5
A little bit wrong	3.1	2.7	10.9	6.1
Not wrong at all	4.7	2.4	5.4	4.0
N of Valid	108	16,786	116	19,367
N of Miss	14	3,020	14	2,097

Table 230: How wrong do you think your friends feel it would be for you to use synthetic marijuana, example: K2, Spice?

	Grade 6		Grade 8	
	County	State	County	State
Very wrong	0.0	0.0	0.0	0.0
Wrong	0.0	0.0	0.0	0.0
A little bit wrong	0.0	0.0	0.0	0.0
Not wrong at all	0.0	0.0	0.0	0.0
N of Valid	0	0	0	0
N of Miss	122	19,806	130	21,464

*\*This was not asked in grades 6 and 8.*

Table 231: How wrong do you think your friends feel it would be for you to smoke e-cigarettes, vape-pens, or e-hookahs?

	Grade 6		Grade 8	
	County	State	County	State
Very wrong	0.0	0.0	0.0	0.0
Wrong	0.0	0.0	0.0	0.0
A little bit wrong	0.0	0.0	0.0	0.0
Not wrong at all	0.0	0.0	0.0	0.0
N of Valid	0	0	0	0
N of Miss	122	19,806	130	21,464

*\*This was not asked in grades 6 and 8.*

## A.7 Height and Weight

### A.7.1 Body Mass Index and Weight

Table 232: Body Mass Index Percentile Ranking

	Grade 6		Grade 8	
	County	State	County	State
Underweight	0.0	0.0	0.0	0.0
Healthy Weight	0.0	0.0	0.0	0.0
Overweight	0.0	0.0	0.0	0.0
Obese	0.0	0.0	0.0	0.0
N of Valid	0	0	0	0
N of Miss	122	19,806	130	21,464

*\*This was not asked in grades 6 and 8.*

Table 233: How do you describe your weight?

	Grade 6		Grade 8	
	County	State	County	State
Very underweight	0.0	0.0	0.0	0.0
Slightly underweight	0.0	0.0	0.0	0.0
About the right weight	0.0	0.0	0.0	0.0
Slightly overweight	0.0	0.0	0.0	0.0
Very overweight	0.0	0.0	0.0	0.0
N of Valid	0	0	0	0
N of Miss	122	19,806	130	21,464

*\*This was not asked in grades 6 and 8.*

Table 234: Which of the following are you trying to do about your weight?

	Grade 6		Grade 8	
	County	State	County	State
Lose weight	0.0	0.0	0.0	0.0
Gain weight	0.0	0.0	0.0	0.0
Stay the same weight	0.0	0.0	0.0	0.0
I am not trying to do anything about my weight	0.0	0.0	0.0	0.0
N of Valid	0	0	0	0
N of Miss	122	19,806	130	21,464

*\*This was not asked in grades 6 and 8.*

Table 235: During the past 30 days, did you Go without eating for 24 hours or more (also called fasting) to lose weight or to keep from gaining weight?

	Grade 6		Grade 8	
	County	State	County	State
Yes	0.0	0.0	0.0	0.0
No	0.0	0.0	0.0	0.0
N of Valid	0	0	0	0
N of Miss	122	19,806	130	21,464

*\*This was not asked in grades 6 and 8.*

Table 236: During the past 30 days, did you Take any diet pills, powders, or liquids without a doctor's advice to lose weight or to keep from gaining weight? (Do not include meal replacement products such as Slim Fast.)

	Grade 6		Grade 8	
	County	State	County	State
Yes	0.0	0.0	0.0	0.0
No	0.0	0.0	0.0	0.0
N of Valid	0	0	0	0
N of Miss	122	19,806	130	21,464

*\*This was not asked in grades 6 and 8.*

Table 237: During the past 30 days, did you Vomit or take laxatives to lose weight or to keep from gaining weight?

	Grade 6		Grade 8	
	County	State	County	State
Yes	0.0	0.0	0.0	0.0
No	0.0	0.0	0.0	0.0
N of Valid	0	0	0	0
N of Miss	122	19,806	130	21,464

*\*This was not asked in grades 6 and 8.*





13. During the LAST FOUR WEEKS how many whole days of school have you missed because you skipped or "cut"?

- None
- 1 day
- 2 days
- 3 days
- 4 to 5 days
- 6 to 10 days
- 11 days or more

14. How do you like school?

- I like school very much
- I like school
- I neither like nor dislike school
- I dislike school
- I dislike school very much

15. How important do you think the things you are learning in school are going to be for your later life?

- Very important
- Quite important
- Fairly important
- Slightly important
- Not at all important

16. How often do you feel that the schoolwork you are assigned is meaningful and important?

17. Thinking back over the past school year, how often did you try to do your best work in school?

- | Almost always         | Sometimes             | Seldom                | Never                 |
|-----------------------|-----------------------|-----------------------|-----------------------|
| <input type="radio"/> | <input type="radio"/> | <input type="radio"/> | <input type="radio"/> |
| <input type="radio"/> | <input type="radio"/> | <input type="radio"/> | <input type="radio"/> |

How much do you agree with the following statements about school?

- | Strongly disagree     | Somewhat disagree     | Somewhat agree        | Strongly agree        |
|-----------------------|-----------------------|-----------------------|-----------------------|
| <input type="radio"/> | <input type="radio"/> | <input type="radio"/> | <input type="radio"/> |
| <input type="radio"/> | <input type="radio"/> | <input type="radio"/> | <input type="radio"/> |
| <input type="radio"/> | <input type="radio"/> | <input type="radio"/> | <input type="radio"/> |
| <input type="radio"/> | <input type="radio"/> | <input type="radio"/> | <input type="radio"/> |
| <input type="radio"/> | <input type="radio"/> | <input type="radio"/> | <input type="radio"/> |
| <input type="radio"/> | <input type="radio"/> | <input type="radio"/> | <input type="radio"/> |
| <input type="radio"/> | <input type="radio"/> | <input type="radio"/> | <input type="radio"/> |
| <input type="radio"/> | <input type="radio"/> | <input type="radio"/> | <input type="radio"/> |
| <input type="radio"/> | <input type="radio"/> | <input type="radio"/> | <input type="radio"/> |

During the past 30 days, on how many days did you...

- | 0 days                | 1 day                 | 2 or 3 days           | 4 or 5 days           | 6 or more days        |
|-----------------------|-----------------------|-----------------------|-----------------------|-----------------------|
| <input type="radio"/> | <input type="radio"/> | <input type="radio"/> | <input type="radio"/> | <input type="radio"/> |
| <input type="radio"/> | <input type="radio"/> | <input type="radio"/> | <input type="radio"/> | <input type="radio"/> |
| <input type="radio"/> | <input type="radio"/> | <input type="radio"/> | <input type="radio"/> | <input type="radio"/> |

During the past 12 months, how many times...

- | 0 times               | 1 time                | 2 or 3 times          | 4 or 5 times          | 6 or 7 times          | 8 or 9 times          | 10 or 11 times        | 12 or more times      |
|-----------------------|-----------------------|-----------------------|-----------------------|-----------------------|-----------------------|-----------------------|-----------------------|
| <input type="radio"/> | <input type="radio"/> | <input type="radio"/> | <input type="radio"/> | <input type="radio"/> | <input type="radio"/> | <input type="radio"/> | <input type="radio"/> |
| <input type="radio"/> | <input type="radio"/> | <input type="radio"/> | <input type="radio"/> | <input type="radio"/> | <input type="radio"/> | <input type="radio"/> | <input type="radio"/> |
| <input type="radio"/> | <input type="radio"/> | <input type="radio"/> | <input type="radio"/> | <input type="radio"/> | <input type="radio"/> | <input type="radio"/> | <input type="radio"/> |
| <input type="radio"/> | <input type="radio"/> | <input type="radio"/> | <input type="radio"/> | <input type="radio"/> | <input type="radio"/> | <input type="radio"/> | <input type="radio"/> |
| <input type="radio"/> | <input type="radio"/> | <input type="radio"/> | <input type="radio"/> | <input type="radio"/> | <input type="radio"/> | <input type="radio"/> | <input type="radio"/> |

34. During the past 12 months, has anyone offered, sold, or given you an illegal drug on school property?

- Yes
- No

Harassment can include threatening, bullying, name-calling or obscenities, offensive notes or graffiti, unwanted touching, and being pushed around or hit.

In the last 30 days, how many times have you been harassed at school, on a school bus, or going to and from school...

- | 0 times               | 1 time                | 2 or 3 times          | 4 or 5 times          | 6 or more times       |
|-----------------------|-----------------------|-----------------------|-----------------------|-----------------------|
| <input type="radio"/> | <input type="radio"/> | <input type="radio"/> | <input type="radio"/> | <input type="radio"/> |
| <input type="radio"/> | <input type="radio"/> | <input type="radio"/> | <input type="radio"/> | <input type="radio"/> |
| <input type="radio"/> | <input type="radio"/> | <input type="radio"/> | <input type="radio"/> | <input type="radio"/> |
| <input type="radio"/> | <input type="radio"/> | <input type="radio"/> | <input type="radio"/> | <input type="radio"/> |
| <input type="radio"/> | <input type="radio"/> | <input type="radio"/> | <input type="radio"/> | <input type="radio"/> |
| <input type="radio"/> | <input type="radio"/> | <input type="radio"/> | <input type="radio"/> | <input type="radio"/> |
| <input type="radio"/> | <input type="radio"/> | <input type="radio"/> | <input type="radio"/> | <input type="radio"/> |
| <input type="radio"/> | <input type="radio"/> | <input type="radio"/> | <input type="radio"/> | <input type="radio"/> |
| <input type="radio"/> | <input type="radio"/> | <input type="radio"/> | <input type="radio"/> | <input type="radio"/> |
| <input type="radio"/> | <input type="radio"/> | <input type="radio"/> | <input type="radio"/> | <input type="radio"/> |



The next questions ask about drinking alcohol. This includes drinking beer, wine/wine coolers, flavored beverages such as Mike's Hard Lemonade and liquor "shots" such as rum, gin, vodka, or whiskey. For these questions, drinking alcohol does not include drinking a few sips of wine for religious purposes.

**During the past 30 days, on how many days did you...**

	All 30 days	20 to 29 days	10 to 19 days	6 to 9 days	3 to 5 days	1 or 2 days	0 days
60. have at least one drink of alcohol?	<input type="radio"/>	<input type="radio"/>	<input type="radio"/>	<input type="radio"/>	<input type="radio"/>	<input type="radio"/>	<input type="radio"/>
61. have 5 or more drinks of alcohol in a row, that is, within a couple of hours?	<input type="radio"/>	<input type="radio"/>	<input type="radio"/>	<input type="radio"/>	<input type="radio"/>	<input type="radio"/>	<input type="radio"/>
<b>During the past 30 days, on how many days do you think <u>most students in your school</u>...</b>							
62. had at least one drink of alcohol? (your best estimate)	<input type="radio"/>	<input type="radio"/>	<input type="radio"/>	<input type="radio"/>	<input type="radio"/>	<input type="radio"/>	<input type="radio"/>
63. had 5 or more drinks of alcohol in a row, that is, within a couple of hours? (your best estimate)	<input type="radio"/>	<input type="radio"/>	<input type="radio"/>	<input type="radio"/>	<input type="radio"/>	<input type="radio"/>	<input type="radio"/>

64. During the past 30 days, how many times did you ride in a vehicle driven by a parent or other adult who had been drinking alcohol?

	6 or more times	4 or 5 times	2 or 3 times	1 time	0 times
65. During the past 30 days, how many times did <u>most students in your school</u> ride in a vehicle driven by a parent or other adult who had been drinking alcohol?	<input type="radio"/>	<input type="radio"/>	<input type="radio"/>	<input type="radio"/>	<input type="radio"/>

**During the past 30 days, on how many days did you...**

	All 30 days	20 to 29 days	10 to 19 days	6 to 9 days	3 to 5 days	1 or 2 days	0 days
66. smoke cigarettes?	<input type="radio"/>	<input type="radio"/>	<input type="radio"/>	<input type="radio"/>	<input type="radio"/>	<input type="radio"/>	<input type="radio"/>
67. use other tobacco products such as snuff, dip or chewing tobacco (Redman, Copenhagen, Marlboro Snus etc)	<input type="radio"/>	<input type="radio"/>	<input type="radio"/>	<input type="radio"/>	<input type="radio"/>	<input type="radio"/>	<input type="radio"/>

**68. During the past 30 days, how many times did you use marijuana?**

- 0 times       10 to 19 times  
 1 or 2 times       20 to 39 times  
 3 to 9 times       40 or more times

**If you wanted to get some, how easy would it be for you to...**

	Very easy	Somewhat hard	Very hard
69. get some beer, wine, or hard liquor (for example, vodka, whiskey, or gin)?	<input type="radio"/>	<input type="radio"/>	<input type="radio"/>
70. get some cigarettes?	<input type="radio"/>	<input type="radio"/>	<input type="radio"/>
71. get some marijuana?	<input type="radio"/>	<input type="radio"/>	<input type="radio"/>
72. get some synthetic marijuana, example: K2, Spice etc.?	<input type="radio"/>	<input type="radio"/>	<input type="radio"/>
73. get a drug like cocaine, LSD, or amphetamines?	<input type="radio"/>	<input type="radio"/>	<input type="radio"/>
74. get prescription drugs not prescribed to you?	<input type="radio"/>	<input type="radio"/>	<input type="radio"/>

**How old were you...**

	8 Years old or younger	9 Years old	10 Years old	11 Years old	12 Years old	13 Years old	14 Years old	15 Years old
75. when you had more than a sip or two of beer, wine, or hard liquor (for example, vodka, whiskey, or gin) for the first time?	<input type="radio"/>	<input type="radio"/>	<input type="radio"/>	<input type="radio"/>	<input type="radio"/>	<input type="radio"/>	<input type="radio"/>	<input type="radio"/>
76. when you first began drinking alcoholic beverages regularly, that is at least once or twice a month?	<input type="radio"/>	<input type="radio"/>	<input type="radio"/>	<input type="radio"/>	<input type="radio"/>	<input type="radio"/>	<input type="radio"/>	<input type="radio"/>
77. when you smoked a whole cigarette for the first time?	<input type="radio"/>	<input type="radio"/>	<input type="radio"/>	<input type="radio"/>	<input type="radio"/>	<input type="radio"/>	<input type="radio"/>	<input type="radio"/>
78. the first time you used tobacco products other than cigarettes such as snuff, chewing tobacco, and smoking tobacco from a pipe?	<input type="radio"/>	<input type="radio"/>	<input type="radio"/>	<input type="radio"/>	<input type="radio"/>	<input type="radio"/>	<input type="radio"/>	<input type="radio"/>
79. when you tried marijuana for the first time?	<input type="radio"/>	<input type="radio"/>	<input type="radio"/>	<input type="radio"/>	<input type="radio"/>	<input type="radio"/>	<input type="radio"/>	<input type="radio"/>
80. when you tried synthetic marijuana (also called K2, Spice, etc.) for the first time?	<input type="radio"/>	<input type="radio"/>	<input type="radio"/>	<input type="radio"/>	<input type="radio"/>	<input type="radio"/>	<input type="radio"/>	<input type="radio"/>

**How much do you think people risk harming themselves (physically or in other ways)...**

	No risk	Slight risk	Moderate risk	Great risk
81. if they have one or two drinks of an alcoholic beverage (beer, wine, liquor) nearly every day?	<input type="radio"/>	<input type="radio"/>	<input type="radio"/>	<input type="radio"/>
82. when they have five or more drinks of an alcoholic beverage once or twice a week?	<input type="radio"/>	<input type="radio"/>	<input type="radio"/>	<input type="radio"/>
83. if they smoke one or more packs of cigarettes per day?	<input type="radio"/>	<input type="radio"/>	<input type="radio"/>	<input type="radio"/>
84. if they try marijuana once or twice?	<input type="radio"/>	<input type="radio"/>	<input type="radio"/>	<input type="radio"/>
85. if they smoke marijuana once or twice a week?	<input type="radio"/>	<input type="radio"/>	<input type="radio"/>	<input type="radio"/>
86. if they use prescription drugs that are not prescribed to them?	<input type="radio"/>	<input type="radio"/>	<input type="radio"/>	<input type="radio"/>

**During the past 30 days, on how many days did you...**

	0 days	1 or 2 days	3 to 5 days	6 to 9 days	10 to 19 days	20 to 29 days	All 30 days
87. sniff glue, breathe the contents of aerosol spray cans, or inhale any paints or sprays to get high?	<input type="radio"/>	<input type="radio"/>	<input type="radio"/>	<input type="radio"/>	<input type="radio"/>	<input type="radio"/>	<input type="radio"/>
88. use synthetic marijuana, example: K2, Spice etc?	<input type="radio"/>	<input type="radio"/>	<input type="radio"/>	<input type="radio"/>	<input type="radio"/>	<input type="radio"/>	<input type="radio"/>
89. use a prescription drug (such as OxyContin, Percocet, Vicodin, codeine, Adderall, Ritalin, or Xanax) without a doctor's orders?	<input type="radio"/>	<input type="radio"/>	<input type="radio"/>	<input type="radio"/>	<input type="radio"/>	<input type="radio"/>	<input type="radio"/>



- The survey is completely voluntary and anonymous. DO NOT put your name on the questionnaire.**  
This is not a test, so there are no right or wrong answers. We would like you to work quickly so you can finish.
- All of the questions should be answered by completely filling in one of the answer spaces. If you do not find an answer that fits exactly, use the one that comes closest. If any question does not apply to you, or you are not sure what it means, just leave it blank. You can skip any question that you do not wish to answer.
- Please mark only ONE oval unless the question specifically asks you to "Please mark all that apply." Completely fill in the oval using a #2 pencil.**

**1. How old are you?**

- 14 years old
- 15 years old
- 16 years old
- 17 years old
- 18 years old
- 19 years old or older

**2. How do you identify?**

- Female
- Male
- Transgender
- Other

**3. Which of the following best describes you?**

- Heterosexual (straight)
- Gay or lesbian
- Bisexual
- Queer
- Other
- Not sure

**4. In what grade are you?**

- 9th
- 10th
- 11th
- 12th
- Ungraded or other grade

**5. What is your race? (Please mark all that apply.)**

- American Indian or Alaska Native
- Asian
- Black or African American
- Native Hawaiian or Other Pacific Islander
- White
- Other

**6. Are you Hispanic or Latino/Latina?**

- Yes
- No

**7. What is the language you use most often at home?**

- English
- Russian
- Spanish
- Vietnamese
- A tribal language
- Another language

**8. Are you enrolled in any of the following tribes?**

- I am not enrolled in a tribe
- Burns Paiute Tribe
- Coquille Indian Tribe
- Cow Creek Band of Umpqua Tribe of Indians
- Confederated Tribes of Grand Ronde
- Klamath Tribes
- Confederated Tribes of the Umatilla Indian Reservation
- Confederated Tribes of the Coos, Lower Umpqua, and Siuslaw Indians
- Confederated Tribes of Siletz Indians
- Confederated Tribes of Warm Springs
- Other

**9. Would you say that in general your emotional and mental health is...**

- poor
- fair
- good
- very good
- excellent

**10. Would you say that in general your physical health is...**

- poor
- fair
- good
- very good
- excellent

**11. Have you changed schools (including changing from elementary to middle and middle to high school) in the past year?**

- Yes
- No

**12. How many times have you changed homes since kindergarten?**

- Never
- 1 or 2 times
- 3 or 4 times
- 5 or 6 times
- 7 or more times

**13. Putting them all together, what were your grades like last year?**

- Mostly A's
- Mostly B's
- Mostly C's
- Mostly D's
- Mostly F's

PLEASE DO NOT WRITE IN THIS AREA



14. During the LAST FOUR WEEKS how many whole days of school have you missed because you skipped or "cut"?

- None
- 1 day
- 2 days
- 3 days
- 4 to 5 days
- 6 to 10 days
- 11 days or more

15. How do you like school?

- I like school very much
- I like school
- I neither like nor dislike school
- I dislike school
- I dislike school very much

16. How important do you think the things you are learning in school are going to be for your later life?

- Very important
- Quite important
- Fairly important
- Slightly important
- Not at all important

	Almost always	Sometimes	Seldom	Never
17. How often do you feel that the schoolwork you are assigned is meaningful and important?	<input type="radio"/>	<input type="radio"/>	<input type="radio"/>	<input type="radio"/>
18. Thinking back over the past school year, how often did you try to do your best work in school?	<input type="radio"/>	<input type="radio"/>	<input type="radio"/>	<input type="radio"/>

How much do you agree with the following statements about school?

	Strongly disagree	Somewhat disagree	Somewhat agree	Strongly agree
19. I have lots of chances to be part of class discussions or activities.	<input type="radio"/>	<input type="radio"/>	<input type="radio"/>	<input type="radio"/>
20. There are lots of chances for students in my school to get involved in sports, clubs, and other school activities outside of class.	<input type="radio"/>	<input type="radio"/>	<input type="radio"/>	<input type="radio"/>
21. I respect most of my teachers.	<input type="radio"/>	<input type="radio"/>	<input type="radio"/>	<input type="radio"/>
22. My teachers notice when I am doing a good job and let me know about it.	<input type="radio"/>	<input type="radio"/>	<input type="radio"/>	<input type="radio"/>
23. I can talk to my teachers openly and freely about my concerns.	<input type="radio"/>	<input type="radio"/>	<input type="radio"/>	<input type="radio"/>
24. In my school, teachers treat students with respect.	<input type="radio"/>	<input type="radio"/>	<input type="radio"/>	<input type="radio"/>
25. Most students at my school help each other when they are hurt or upset.	<input type="radio"/>	<input type="radio"/>	<input type="radio"/>	<input type="radio"/>
26. In my school, students that work hard to get good grades are picked on by other students.	<input type="radio"/>	<input type="radio"/>	<input type="radio"/>	<input type="radio"/>

During the past 30 days, on how many days did you...

	0 days	1 day	2 or 3 days	4 or 5 days	6 or more days
27. not go to school because you felt you would be unsafe at school or on your way to or from school?	<input type="radio"/>	<input type="radio"/>	<input type="radio"/>	<input type="radio"/>	<input type="radio"/>
28. carry a gun as a weapon on school property?	<input type="radio"/>	<input type="radio"/>	<input type="radio"/>	<input type="radio"/>	<input type="radio"/>
29. carry a weapon (other than a gun) such as a knife or club on school property?	<input type="radio"/>	<input type="radio"/>	<input type="radio"/>	<input type="radio"/>	<input type="radio"/>

During the past 12 months, how many times...

	0 times	1 time	2 or 3 times	4 or 5 times	6 or 7 times	8 or 9 times	10 or 11 times	12 or more times
30. were you in a physical fight?	<input type="radio"/>	<input type="radio"/>	<input type="radio"/>	<input type="radio"/>	<input type="radio"/>	<input type="radio"/>	<input type="radio"/>	<input type="radio"/>
31. were you in a physical fight on school property?	<input type="radio"/>	<input type="radio"/>	<input type="radio"/>	<input type="radio"/>	<input type="radio"/>	<input type="radio"/>	<input type="radio"/>	<input type="radio"/>
32. did you bully someone (such as hitting, kicking, pushing, saying mean things, spreading rumors, or making sexual comments that bothered them)?	<input type="radio"/>	<input type="radio"/>	<input type="radio"/>	<input type="radio"/>	<input type="radio"/>	<input type="radio"/>	<input type="radio"/>	<input type="radio"/>
33. have you been suspended from school?	<input type="radio"/>	<input type="radio"/>	<input type="radio"/>	<input type="radio"/>	<input type="radio"/>	<input type="radio"/>	<input type="radio"/>	<input type="radio"/>
34. has someone threatened you with a weapon such as a gun, knife, or club on school property?	<input type="radio"/>	<input type="radio"/>	<input type="radio"/>	<input type="radio"/>	<input type="radio"/>	<input type="radio"/>	<input type="radio"/>	<input type="radio"/>
35. have you been drunk or high at school?	<input type="radio"/>	<input type="radio"/>	<input type="radio"/>	<input type="radio"/>	<input type="radio"/>	<input type="radio"/>	<input type="radio"/>	<input type="radio"/>

36. During the past 12 months, has anyone offered, sold, or given you an illegal drug on school property?

- Yes
- No

Harassment can include threatening, bullying, name-calling or obscenities, offensive notes or graffiti, unwanted touching, and being pushed around or hit.

In the last 30 days, how many times have you been harassed at school, on a school bus, or going to and from school...

	0 times	1 time	2 or 3 times	4 or 5 times	6 or more times
37. because of your race or ethnic origin.	<input type="radio"/>	<input type="radio"/>	<input type="radio"/>	<input type="radio"/>	<input type="radio"/>
38. because someone said you were gay, lesbian, bisexual, or transgender.	<input type="radio"/>	<input type="radio"/>	<input type="radio"/>	<input type="radio"/>	<input type="radio"/>
39. because of who your friends are.	<input type="radio"/>	<input type="radio"/>	<input type="radio"/>	<input type="radio"/>	<input type="radio"/>
40. because of how you look (weight, clothes, acne, or other physical characteristics).	<input type="radio"/>	<input type="radio"/>	<input type="radio"/>	<input type="radio"/>	<input type="radio"/>
41. because you received unwanted sexual comments or attention.	<input type="radio"/>	<input type="radio"/>	<input type="radio"/>	<input type="radio"/>	<input type="radio"/>
42. for other reasons.	<input type="radio"/>	<input type="radio"/>	<input type="radio"/>	<input type="radio"/>	<input type="radio"/>
43. through email, social media sites (Facebook, Twitter, YouTube, etc.), chat rooms, instant messaging, web sites, texting, or phone?	<input type="radio"/>	<input type="radio"/>	<input type="radio"/>	<input type="radio"/>	<input type="radio"/>





The next questions ask about drinking alcohol. This includes drinking beer, wine/wine coolers, flavored beverages such as Mike's Hard Lemonade and liquor "shots" such as rum, gin, vodka, or whiskey. For these questions, drinking alcohol does not include drinking a few sips of wine for religious purposes.

63. During your life, on how many days have you had at least one drink of alcohol?

- 0 days
- 1 or 2 days
- 3 to 9 days
- 10 to 19 days
- 20 to 39 days
- 40 to 99 days
- 100 or more days

	All 30 days								
	20 to 29 days								
	6 to 5 days								
	3 to 5 days								
	1 or 2 days								
	0 days								

During the past 30 days, on how many days did you...

64. have at least one drink of alcohol?

65. have 5 or more drinks of alcohol in a row, that is, within a couple of hours?

During the past 30 days, on how many days do you think most students in your school...

66. had at least one drink of alcohol? (your best estimate)

67. had 5 or more drinks of alcohol in a row, that is, within a couple of hours? (your best estimate)

68. Think of your four best friends (the friends you feel closest to). In the past 12 months, how many of your best friends have tried beer, wine, or hard liquor (for example, vodka, whiskey or gin)?

- None of my friends
- 1 of my friends
- 2 of my friends
- 3 of my friends
- 4 of my friends

69. During the past 30 days, what type of alcohol did you usually drink? Select only one response.

- I did not drink alcohol during the past 30 days
- I do not have a usual type
- Beer
- Flavored beverages (such as Smirnoff, Bacardi Silver, Hard Lemonade, Joose and Sparks)
- Wine coolers (such as Bartles & Jaymes or Seagrams)
- Wine
- Liquor (such as vodka, rum, scotch, bourbon or whiskey)
- Some other type

70. During the past 30 days, from which of the following sources did you get the alcohol you drank? Please mark all that apply.

- I did not drink alcohol during the past 30 days
- At a party
- Friends under 21
- Friends 21 or older
- A brother or sister
- A parent
- A store or gas station
- Liquor store
- Bar, night club, or restaurant
- Took it from home without permission
- By asking a stranger to buy it for me
- I got it some other way

71. In the last 12 months, which of the following have you experienced? Please mark all that apply.

- I did not drink alcohol in the last 12 months
- Missed school or class because of drinking alcohol
- Gotten sick to my stomach because of drinking alcohol
- Not been able to remember what happened while I was drinking alcohol
- Later regretted something I did while drinking alcohol
- Worried that I drank alcohol too much or too often

During the past 30 days, how many times did you...

72. ride in a vehicle driven by a parent or other adult who had been drinking alcohol?

73. ride in a vehicle driven by a teenager who had been drinking alcohol?

74. drive a car or other vehicle when you had been drinking alcohol?

During the past 30 days, how many times did most students in your school...

75. ride in a vehicle driven by a parent or other adult who had been drinking alcohol?

76. ride in a vehicle driven by a teenager who had been drinking alcohol?

77. drive a car or other vehicle when they had been drinking alcohol?

	6 or more times								
	4 or 5 times								
	2 or 3 times								
	1 time								
	0 times								



	1 or 2 days	3 to 5 days	6 to 9 days	10 to 19 days	All 30 days
78. smoke cigarettes?	<input type="checkbox"/>	<input type="checkbox"/>	<input type="checkbox"/>	<input type="checkbox"/>	<input type="checkbox"/>
79. use other tobacco products such as snuf, dip or chewing tobacco (Redman, Copenhagen, Marlboro Snus etc)	<input type="checkbox"/>	<input type="checkbox"/>	<input type="checkbox"/>	<input type="checkbox"/>	<input type="checkbox"/>
80. smoke tobacco in a "Hookah," also known as a water pipe?	<input type="checkbox"/>	<input type="checkbox"/>	<input type="checkbox"/>	<input type="checkbox"/>	<input type="checkbox"/>
81. smoke e-cigarettes, vape-pens, or e-hookahs	<input type="checkbox"/>	<input type="checkbox"/>	<input type="checkbox"/>	<input type="checkbox"/>	<input type="checkbox"/>

During the past 30 days, on how many days did you...

82. During the past 30 days, from which of the following sources did you get tobacco (cigarettes, chew, cigars)? Please mark all that apply.

- I did not get tobacco during the past 30 days
- A store or gas station
- Friends 18 or older
- Friends under 18
- Took from home without permission
- A family member
- The Internet
- Some other source

83. During the past 30 days, how many times did you use marijuana?

- 0 times
- 1 or 2 times
- 3 to 9 times
- 10 to 19 times
- 20 to 39 times
- 40 or more times

84. During the past 30 days, from which of the following sources did you get marijuana? Please mark all that apply.

- I did not use marijuana during the past 30 days
- A public event such as a concert or sporting event
- A party
- Friends 18 or older
- Friends under 18
- A family member
- A medical marijuana cardholder or grower
- I gave someone money to buy it for me
- I grew it
- I got it some other way

If you wanted to get some, how easy would it be for you to...

	Very hard	Somewhat hard	Sort of easy	Very easy
85. get some beer, wine, or hard liquor (for example, vodka, whiskey, or gin)?	<input type="checkbox"/>	<input type="checkbox"/>	<input type="checkbox"/>	<input type="checkbox"/>
86. get some cigarettes?	<input type="checkbox"/>	<input type="checkbox"/>	<input type="checkbox"/>	<input type="checkbox"/>
87. get some marijuana?	<input type="checkbox"/>	<input type="checkbox"/>	<input type="checkbox"/>	<input type="checkbox"/>
88. get some synthetic marijuana, example: K2, Spice etc.?	<input type="checkbox"/>	<input type="checkbox"/>	<input type="checkbox"/>	<input type="checkbox"/>
89. get a drug like cocaine, LSD, or amphetamines?	<input type="checkbox"/>	<input type="checkbox"/>	<input type="checkbox"/>	<input type="checkbox"/>
90. get prescription drugs not prescribed to you?	<input type="checkbox"/>	<input type="checkbox"/>	<input type="checkbox"/>	<input type="checkbox"/>
91. get some e-cigarettes, vape-pens, or e-hookahs?	<input type="checkbox"/>	<input type="checkbox"/>	<input type="checkbox"/>	<input type="checkbox"/>

	Never have	9 Years old	10 Years old	11 Years old	12 Years old	13 Years old	14 Years old	15 Years old	16 Years old	17 Years old or older
How old were you...										
92. when you had more than a sip or two of beer, wine, or hard liquor (for example, vodka, whiskey, or gin) for the first time?	<input type="checkbox"/>	<input type="checkbox"/>	<input type="checkbox"/>	<input type="checkbox"/>	<input type="checkbox"/>	<input type="checkbox"/>	<input type="checkbox"/>	<input type="checkbox"/>	<input type="checkbox"/>	<input type="checkbox"/>
93. when you first began drinking alcoholic beverages regularly, that is at least once or twice a month?	<input type="checkbox"/>	<input type="checkbox"/>	<input type="checkbox"/>	<input type="checkbox"/>	<input type="checkbox"/>	<input type="checkbox"/>	<input type="checkbox"/>	<input type="checkbox"/>	<input type="checkbox"/>	<input type="checkbox"/>
94. when you smoked a whole cigarette for the first time?	<input type="checkbox"/>	<input type="checkbox"/>	<input type="checkbox"/>	<input type="checkbox"/>	<input type="checkbox"/>	<input type="checkbox"/>	<input type="checkbox"/>	<input type="checkbox"/>	<input type="checkbox"/>	<input type="checkbox"/>
95. the first time you used tobacco products other than cigarettes such as snuff, chewing tobacco, and smoking tobacco from a pipe?	<input type="checkbox"/>	<input type="checkbox"/>	<input type="checkbox"/>	<input type="checkbox"/>	<input type="checkbox"/>	<input type="checkbox"/>	<input type="checkbox"/>	<input type="checkbox"/>	<input type="checkbox"/>	<input type="checkbox"/>
96. when you tried marijuana for the first time?	<input type="checkbox"/>	<input type="checkbox"/>	<input type="checkbox"/>	<input type="checkbox"/>	<input type="checkbox"/>	<input type="checkbox"/>	<input type="checkbox"/>	<input type="checkbox"/>	<input type="checkbox"/>	<input type="checkbox"/>
97. when you tried synthetic marijuana (also called K2, Spice, etc.) for the first time?	<input type="checkbox"/>	<input type="checkbox"/>	<input type="checkbox"/>	<input type="checkbox"/>	<input type="checkbox"/>	<input type="checkbox"/>	<input type="checkbox"/>	<input type="checkbox"/>	<input type="checkbox"/>	<input type="checkbox"/>
98. when you first tried e-cigarettes, vape-pens, or e-hookahs?	<input type="checkbox"/>	<input type="checkbox"/>	<input type="checkbox"/>	<input type="checkbox"/>	<input type="checkbox"/>	<input type="checkbox"/>	<input type="checkbox"/>	<input type="checkbox"/>	<input type="checkbox"/>	<input type="checkbox"/>

How old were you...

How much do you think people risk harming themselves (physically or in other ways)...

	No risk	Slight risk	Moderate risk	Great risk
99. if they have one or two drinks of an alcoholic beverage (beer, wine, liquor) nearly every day?	<input type="checkbox"/>	<input type="checkbox"/>	<input type="checkbox"/>	<input type="checkbox"/>
100. when they have five or more drinks of an alcoholic beverage once or twice a week?	<input type="checkbox"/>	<input type="checkbox"/>	<input type="checkbox"/>	<input type="checkbox"/>
101. if they smoke one or more packs of cigarettes per day?	<input type="checkbox"/>	<input type="checkbox"/>	<input type="checkbox"/>	<input type="checkbox"/>
102. if they try marijuana once or twice?	<input type="checkbox"/>	<input type="checkbox"/>	<input type="checkbox"/>	<input type="checkbox"/>
103. if they smoke marijuana once or twice a week?	<input type="checkbox"/>	<input type="checkbox"/>	<input type="checkbox"/>	<input type="checkbox"/>
104. if they use prescription drugs that are not prescribed to them?	<input type="checkbox"/>	<input type="checkbox"/>	<input type="checkbox"/>	<input type="checkbox"/>
105. If they smoke e-cigarettes, vape-pens, or e-hookahs?	<input type="checkbox"/>	<input type="checkbox"/>	<input type="checkbox"/>	<input type="checkbox"/>

PLEASE DO NOT WRITE IN THIS AREA



During your life, how many times have you...	40 or more times	30 to 39 times	20 to 29 times	10 to 19 times	3 to 9 times	1 or 2 times	0 times
	106. used marijuana?	<input type="checkbox"/>	<input type="checkbox"/>	<input type="checkbox"/>	<input type="checkbox"/>	<input type="checkbox"/>	<input type="checkbox"/>
	107. sniffed glue, breathed the contents of aerosol spray cans, or inhaled any paints or sprays to get high?	<input type="checkbox"/>	<input type="checkbox"/>	<input type="checkbox"/>	<input type="checkbox"/>	<input type="checkbox"/>	<input type="checkbox"/>
	108. taken steroid pills or shots without a doctor's prescription?	<input type="checkbox"/>	<input type="checkbox"/>	<input type="checkbox"/>	<input type="checkbox"/>	<input type="checkbox"/>	<input type="checkbox"/>
	109. taken a prescription drug not prescribed to you?	<input type="checkbox"/>	<input type="checkbox"/>	<input type="checkbox"/>	<input type="checkbox"/>	<input type="checkbox"/>	<input type="checkbox"/>
110. used any form of cocaine, including powder, crack, or freebase?	<input type="checkbox"/>	<input type="checkbox"/>	<input type="checkbox"/>	<input type="checkbox"/>	<input type="checkbox"/>	<input type="checkbox"/>	
111. used ecstasy (also called MDMA)?	<input type="checkbox"/>	<input type="checkbox"/>	<input type="checkbox"/>	<input type="checkbox"/>	<input type="checkbox"/>	<input type="checkbox"/>	
112. used heroin (also called smack, junk, or China White)?	<input type="checkbox"/>	<input type="checkbox"/>	<input type="checkbox"/>	<input type="checkbox"/>	<input type="checkbox"/>	<input type="checkbox"/>	
113. used methamphetamines (also called speed, crystal, crank or ice)?	<input type="checkbox"/>	<input type="checkbox"/>	<input type="checkbox"/>	<input type="checkbox"/>	<input type="checkbox"/>	<input type="checkbox"/>	

114. During your life, how many times have you used a needle to inject any illegal drug into your body?

- 0 times
- 1 time
- 2 or more times

During the past 30 days, on how many days did you...	All 30 days	20 to 29 days	10 to 19 days	6 to 9 days	3 to 5 days	1 or 2 days	0 days
	115. sniff glue, breathe the contents of aerosol spray cans, or inhale any paints or sprays to get high?	<input type="checkbox"/>	<input type="checkbox"/>	<input type="checkbox"/>	<input type="checkbox"/>	<input type="checkbox"/>	<input type="checkbox"/>
	116. use synthetic marijuana, example: K2, Spice etc?	<input type="checkbox"/>	<input type="checkbox"/>	<input type="checkbox"/>	<input type="checkbox"/>	<input type="checkbox"/>	<input type="checkbox"/>
	117. use a prescription drug (such as OxyContin, Percocet, Vicodin, codeine, Adderall, Ritalin, or Xanax) without a doctor's orders?	<input type="checkbox"/>	<input type="checkbox"/>	<input type="checkbox"/>	<input type="checkbox"/>	<input type="checkbox"/>	<input type="checkbox"/>

118. Which of the following illicit drugs did you use during the past 30 days? Please mark all that apply.

- I did not use illicit drugs during the past 30 days
- Marijuana
- Any form of cocaine including powder, crack or freebase
- Ecstasy (also called MDMA)
- Heroin or other opiates or narcotics
- LSD or other hallucinogens or psychedelics
- Methamphetamines (also called speed, crystal, crank or ice)
- Steroid pills or shots without a doctor's prescription

During the past 12 months...	Don't know or can't say	No	Yes	
	119. do you recall hearing, reading, or watching an advertisement about prevention of substance abuse?	<input type="checkbox"/>	<input type="checkbox"/>	<input type="checkbox"/>
	120. have you had a special class about drugs or alcohol in school?	<input type="checkbox"/>	<input type="checkbox"/>	<input type="checkbox"/>
	121. have you talked with at least one of your parents about the dangers of tobacco, alcohol, or drug use? By parents we mean your biological parents, adoptive parents, stepparents, or adult guardians, whether or not they live with you.	<input type="checkbox"/>	<input type="checkbox"/>	<input type="checkbox"/>

122. Would you be more or less likely to want to work for an employer that tests its employees for drug or alcohol use on a random basis?

- More likely
- Less likely
- Would make no difference
- Don't know or can't say

How do you feel about someone your age...	Don't know/Can't say	Strongly Disapprove	Somewhat Disapprove	Neither Approve nor Disapprove	Approve	
	123. having one or two drinks of an alcoholic beverage nearly every day?	<input type="checkbox"/>	<input type="checkbox"/>	<input type="checkbox"/>	<input type="checkbox"/>	<input type="checkbox"/>
	124. smoking one or more packs of cigarettes a day?	<input type="checkbox"/>	<input type="checkbox"/>	<input type="checkbox"/>	<input type="checkbox"/>	<input type="checkbox"/>
	125. trying marijuana or hashish once or twice?	<input type="checkbox"/>	<input type="checkbox"/>	<input type="checkbox"/>	<input type="checkbox"/>	<input type="checkbox"/>
	126. using prescription drugs not prescribed to them?	<input type="checkbox"/>	<input type="checkbox"/>	<input type="checkbox"/>	<input type="checkbox"/>	<input type="checkbox"/>
127. using synthetic marijuana, example: K2, Spice?	<input type="checkbox"/>	<input type="checkbox"/>	<input type="checkbox"/>	<input type="checkbox"/>	<input type="checkbox"/>	
128. smoking e-cigarettes, vape-pens, or e-hookahs?	<input type="checkbox"/>	<input type="checkbox"/>	<input type="checkbox"/>	<input type="checkbox"/>	<input type="checkbox"/>	

How wrong do your friends feel it would be for you to...

	Very wrong	Wrong	A little bit wrong	Not wrong at all	
	129. have one or two drinks of an alcoholic beverage nearly every day?	<input type="checkbox"/>	<input type="checkbox"/>	<input type="checkbox"/>	<input type="checkbox"/>
	130. smoke tobacco?	<input type="checkbox"/>	<input type="checkbox"/>	<input type="checkbox"/>	<input type="checkbox"/>
	131. use marijuana?	<input type="checkbox"/>	<input type="checkbox"/>	<input type="checkbox"/>	<input type="checkbox"/>
	132. use prescription drugs not prescribed to you?	<input type="checkbox"/>	<input type="checkbox"/>	<input type="checkbox"/>	<input type="checkbox"/>
133. use synthetic marijuana, example: K2, Spice?	<input type="checkbox"/>	<input type="checkbox"/>	<input type="checkbox"/>	<input type="checkbox"/>	
134. smoke e-cigarettes, vape-pens, or e-hookahs?	<input type="checkbox"/>	<input type="checkbox"/>	<input type="checkbox"/>	<input type="checkbox"/>	

How wrong do you think your parents feel it would be for you to...	Very wrong	Wrong	A little bit wrong	Not wrong at all	
	135. have one or two drinks of an alcoholic beverage nearly everyday?	<input type="checkbox"/>	<input type="checkbox"/>	<input type="checkbox"/>	<input type="checkbox"/>
	136. smoke cigarettes?	<input type="checkbox"/>	<input type="checkbox"/>	<input type="checkbox"/>	<input type="checkbox"/>
	137. smoke marijuana?	<input type="checkbox"/>	<input type="checkbox"/>	<input type="checkbox"/>	<input type="checkbox"/>
	138. use prescription drugs not prescribed to you?	<input type="checkbox"/>	<input type="checkbox"/>	<input type="checkbox"/>	<input type="checkbox"/>
139. use synthetic marijuana, example: K2, Spice	<input type="checkbox"/>	<input type="checkbox"/>	<input type="checkbox"/>	<input type="checkbox"/>	
140. smoke e-cigarettes, vape-pens, or e-hookahs	<input type="checkbox"/>	<input type="checkbox"/>	<input type="checkbox"/>	<input type="checkbox"/>	

