

Disease outbreaks

Oregon state and local health departments investigated 220 acute and communicable disease outbreaks in 2012, up from 152 in 2011 (a 31% increase). As is typical, most (119) of these were outbreaks of calicivirus gastroenteritis. Twenty-six outbreaks were foodborne, 28 were respiratory, and eight were due to animal contact. In 47 outbreaks the mode of transmission was undetermined.

Sharing of respiratory secretions caused outbreaks of influenza (13) and pertussis (11), and the four outbreaks of chickenpox can be considered airborne. Foods contaminated with a variety of salmonellae made folks ill at a variety of venues. Almost every outbreak reinforces the tried-and-true public health mantras of “wash your hands” and “cover your cough.”

Disease outbreaks, by etiology: Oregon, 2012

- 119 Calicivirus (norovirus and sapovirus)
- 13 influenza
- 11 pertussis
- 11 salmonellosis
- 7 Shiga toxin-producing *Escherichia coli* (STEC)
- 4 varicella
- 2 campylobacteriosis
- 2 shigellosis
- *Acinetobacter baumannii*
- botulism
- giardiasis
- human metapneumovirus
- rhinovirus
- *Yersinia pestis* (plague)
- 47 outbreaks had unknown etiologies.

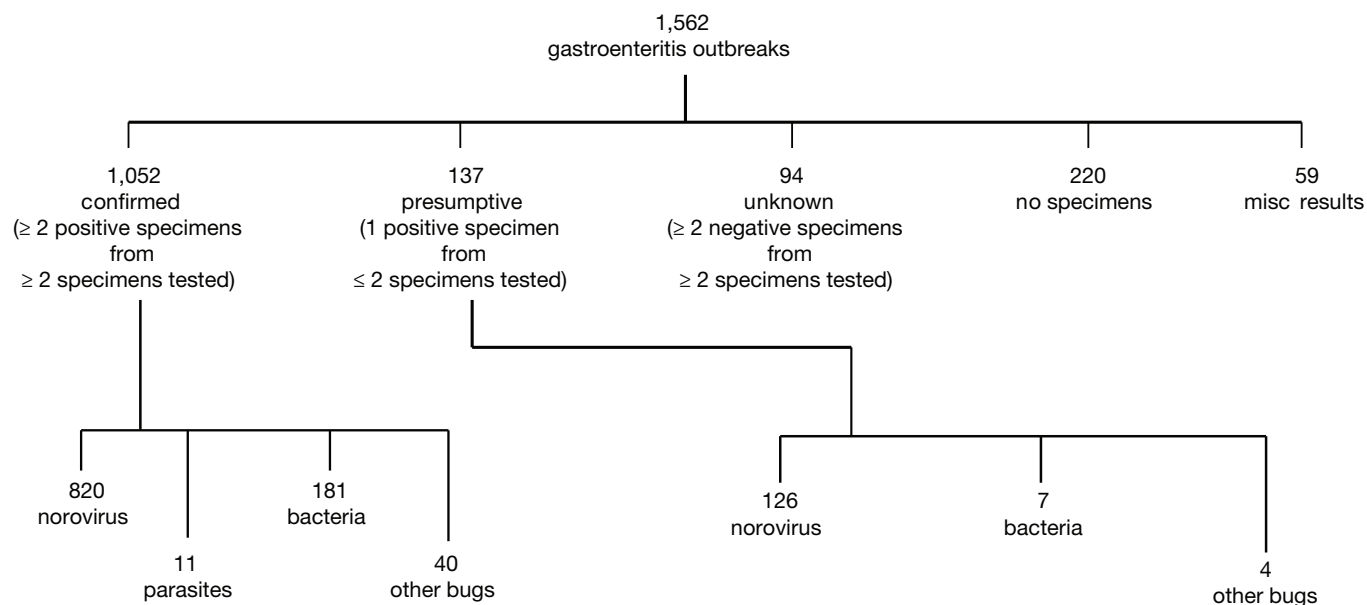
Data as of 6/28/2013

As implied by the list of causative pathogens above, gastroenteritis is by far the most commonly reported type of outbreak in Oregon, accounting for 1562 (85%) of the 1,830 outbreaks investigated during 2003–2012.

Thanks to rigorous stool specimen collection by local health investigators, 76%

of gastroenteritis outbreaks had disease-causing agents identified, mostly caliciviruses (norovirus and sapovirus). The Oregon State Public Health Laboratory now routinely tests for sapovirus, astrovirus and rotavirus when stool specimens are norovirus-negative.

Gastroenteritis outbreaks by case status and etiology: Oregon, 2003–2012

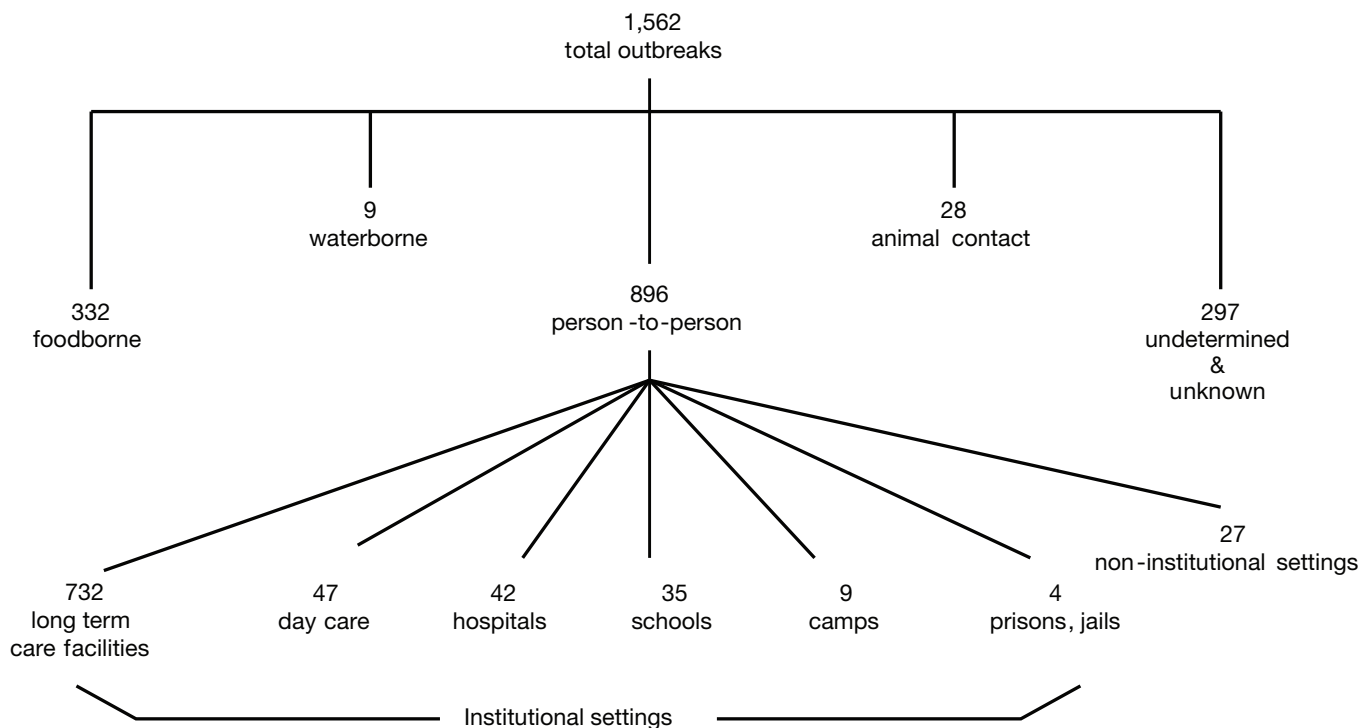


Finalized July 1, 2013

Person-to-person transmission was responsible for 57% of gastroenteritis outbreaks and foodborne transmission for 21%. Transmission was undetermined (we couldn't figure it out) or unknown (we didn't have enough data to

figure it out) in 19% of the outbreaks. More than 50% of these outbreaks happened in institutional cohorts, especially among those in long-term-care facilities (LTCFs).

Gastroenteritis outbreaks by transmission modes and settings: Oregon, 2003–2012

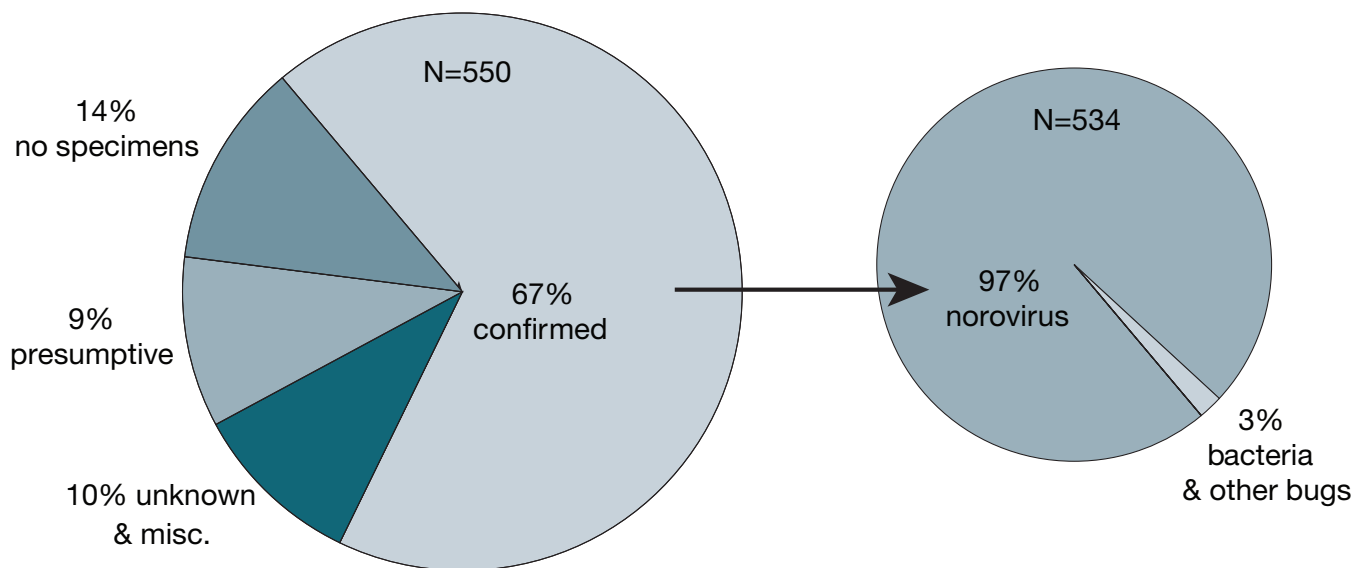


Finalized July 1, 2013

Slightly more than one half of reported gastroenteritis outbreaks (52%) occurred in long-term care facilities for the elderly. Seventy-six percent had confirmed

or presumptive etiologies, and 97% of etiologically confirmed outbreaks were caused by noroviruses.

Gastroenteritis outbreaks in long-term-care facilities: Oregon, 2003–2012



Finalized July 1, 2013

Gastroenteritis outbreaks in long-term-care facilities by county of occurrence and year of investigation: Oregon, 2003–2012

County	Year										Total
	'03	'04	'05	'06	'07	'08	'09	'10	'11	'12	
Baker	0	0	1	2	0	0	1	1	0	2	7
Benton	2	1	2	3	3	3	1	1	3	0	19
Clackamas	2	4	5	12	12	11	5	17	5	4	77
Clatsop	1	2	0	1	4	2	2	5	1	3	21
Columbia	1	0	0	0	1	1	1	1	0	0	5
Coos	1	0	1	1	2	2	2	2	1	2	14
Crook	0	0	0	0	0	1	0	0	0	0	1
Curry	0	1	0	1	0	0	0	0	0	0	2
Deschutes	2	0	1	7	5	9	6	4	3	11	48
Douglas	0	2	1	3	4	3	0	4	2	1	20
Grant	0	0	0	2	0	1	0	0	0	0	3
Harney	0	0	0	0	1	1	0	0	0	0	2
Hood River	3	0	0	2	1	1	2	1	2	3	15
Jackson	6	8	4	6	8	4	7	4	2	3	52
Jefferson	0	0	0	1	0	0	0	0	0	0	1
Josephine	0	1	1	5	2	3	0	0	0	0	12
Klamath	0	1	0	2	2	2	0	2	4	2	15
Lake	1	0	1	0	0	0	0	0	0	0	2
Lane	5	8	5	9	10	10	8	13	6	9	83
Lincoln	0	0	3	0	0	1	1	2	1	1	9
Linn	0	0	1	4	2	7	0	5	3	3	25
Malheur	0	1	0	0	1	1	0	0	0	0	3
Marion	4	6	6	15	17	16	6	9	7	12	98
Morrow	0	0	0	0	1	0	0	0	0	0	1
Multnomah	1	5	1	6	14	12	20	12	19	20	110
Polk	2	1	1	3	3	3	4	2	1	2	22
Tillamook	0	0	0	0	0	1	1	1	1	1	5
Umatilla	0	2	0	2	2	1	0	2	3	3	15
Union	0	0	1	0	3	1	0	0	1	1	7
Wasco	2	0	1	3	0	1	2	2	1	2	14
Washington	1	0	0	12	10	10	10	8	4	13	68
Yamhill	3	3	0	6	6	6	1	8	4	4	41
Total	37	46	36	108	114	114	80	106	74	102	817