

Running the Benchmark Report in ALERT IIS

The ALERT IIS Benchmark Report can help you assess your clinic’s immunization rates and identify patients that may not be up-to-date. Regular assessment is the first step towards improving your clinic’s immunization rates. This guide provides step-by-step instructions for running the Benchmark Report for the 4:3:1:3:3:1 series for your clinic’s two-year-old population (4 DTaP, 3 Polio, 1 measles, 3 Hib, 3 Hep B, and 1 Varicella). For further assistance with this report contact the ALERT IIS help desk at 800-980-9431 or alertiis@state.or.us.

NOTE: The Benchmark report is easy to use and understand, exportable to excel, and includes patient level data.

Step 1: From the reports menu on the left-hand side, select “Benchmark Report”.

The screenshot shows the ALERT IIS web application interface. On the left is a navigation menu with categories: Patients, Immunizations, and Reports. The 'Reports' section is expanded, and 'benchmark report' is highlighted with a red box and a red arrow. The main content area shows a top navigation bar with links like 'home', 'manage access/account', 'forms', 'related links', 'logout', and 'help desk'. Below this is a user profile bar for 'PEDIATRIC CLINIC PC' with user 'Rex Larsen' and role 'Standard User'. The main content area includes 'announcements' with several news items, 'release notes' with a note about 'Release Version 4.0.0', and a 'Vaccine Order/Transfer Notification' table. The table has columns for Type, Shipped, Awaiting Return Shipment, and Rejected. Below the table is a section for 'Active Inventory that is Going to Expire or Expired Lots with a Quantity ...' with a table header including Site Name, Trade Name, Lot Number, Funding Source, On Hand, and Exp Date.

Step 2: Select your desired report criteria.

- Run the benchmark report for “All patients associated with CLINIC NAME”
- Include “All patients, regardless of whether they met the benchmark or not”

Benchmark Report

Select Patient Population

Patients Associated with Selected Site

All Patients associated with PEDIATRIC CLINIC PC

Patients who did NOT meet the benchmark

Patients who DID meet the benchmark

All Patients, regardless of whether they met the benchmark or not

Step 3: Select the age range for the patient population that you would like to assess. For this report we are looking at your clinic’s two-year-olds. Set the youngest age to 24 months and the oldest age to 35 months. This will include patients from their second birthday, until the day before they turn three years old.

Select Age or Birth Date Range

Less than or equal to 72 months old

Birth date range

Age range

Earliest Birth date: Latest Birth date:

Youngest Age: 24 Months Oldest Age: 35 Months

Step 4: Select the option for “Standard Assessment”. Immunization rate assessments should always include all unvaccinated patients. This ensures that the benchmark report can be compared to state and national standards, which do not count patients with refusals as up-to-date, and that the population counted as up-to-date is actually protected from disease.

Options for Benchmarking

Standard Assessment

Assess Patients with Sufficient Refusal History as Covered

Step 5: Choose an evaluation date. The evaluation date determines the birth date range for the children in your Benchmark Report. Picking an evaluation date of January 1, 2016 would include all children 2-years-old on that day, a birth date range of 1/2/2013 – 1/1/2014. Immunizations administered after the evaluation date are not included in the assessment.

NOTE: We recommend choosing an evaluation date as close to the current date as possible, however, you should consider how your clinic submits data to ALERT IIS and make sure that the evaluation date you select allows time to submit all recently administered shots. For example, if your clinic enters data by submitting a file to ALERT IIS weekly, then you should pick an evaluation date that includes the day of the most recent file submission, but none of the days afterwards.

Select Evaluation Date  

Step 6: Select your benchmark. For this report we are running the 4:3:1:3:3:1 series by at 24 months of age. Clicking the box for the age will highlight all of the vaccines in that row.

NOTE: You can select or unselect specific vaccines in a row by clicking on the number of doses.


Select Benchmark

Age Specific Immunization Benchmarks							
Age	DTaP	Hep B	Hib	MMR	Polio	Pneumo	Varicella
@ 3 months	1	1	1		1	1	
@ 5 months	2	2	2		2	2	
@ 7 months	3	2	2		2	2	
@ 9 months	3	2	2		2	2	
@ 12 months	3	2	2		2	2	
@ 16 months	4	3	3	1	3	3	1
@ 19 months	4	3	3	1	3	3	1
@ 21 months	4	3	3	1	3	3	1
@ 24 months	4	3	3	1	3	3	1
@ 12 months	5	3	4	2	4	4	1

Or select one of these aggregate outcomes:

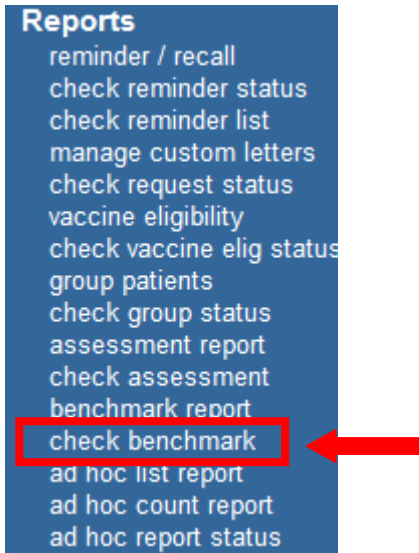
@ 19 months		431	43133	431331
@ 36 months		431	43133	431331

Clear Selection



Step 7: Click “Generate”.

NOTE: You will be redirected to the benchmark report status page, which can be found by selecting “check benchmark” in the reports menu on the left hand side of the screen.



Step 8: Reports in ALERT run in the background and will not appear as complete until you click the “Refresh” button. Click on the blue “Benchmark” to view the report once it is done.

NOTE: ALERT saves the benchmark reports that you have run for seven days so that you can go back and review prior results.


A screenshot of the 'Benchmark Report Status' page. At the top right, there are 'Refresh' and 'Cancel' buttons. The 'Refresh' button is highlighted with a red box. Below the buttons is a table with the following columns: Report Type, Provider Organization, Started, Completed, Status, and Row Count. The first row of data has 'BENCHMARK' in the Report Type column, which is highlighted with a red box. A red arrow points from the 'BENCHMARK' link to the 'Refresh' button.

Report Type	Provider Organization	Started	Completed	Status	Row Count
BENCHMARK	PEDIATRIC CLINIC PC	02/09/2016 02:21 PM	02/09/2016 02:21 PM	DONE	781
BENCHMARK	PEDIATRIC CLINIC PC	02/12/2016 11:41 AM	02/12/2016 11:41 AM	DONE	791

Step 9: The report will display the criteria that you selected for your patient population, as well as the selected benchmark. Below that, you will see the total number of patients that your clinic has in ALERT for the age group that you selected, and the number and percent of patients that met the selected benchmark. This example clinic has a 70% up-to-date rate for the 4:3:1:3:3:1 series at 24 months.

NOTE: The benchmark report also displays a patient list, with contact information, and shows which component of the benchmark report a child did not meet. This list can be **exported to excel** so that you can filter results for specific immunization series. In this example, the benchmark report is showing a patient's up-to-date status as of their second birthday.

NOTE: Patients may have received additional immunizations between their birthday and the evaluation date. *To use this report to recall patients you must review their immunization record in ALERT first.*



Benchmark Report Results														
What would you like to do with this report?														
Export as Text				Export as a Spreadsheet				Display as a PDF						
Report 209006														
ALERT Immunization Information System Report generated on 02/12/2016 Report generated by Rex Larsen PEDIATRIC CLINIC PC														
Filter conditions used for this report:														
Patients Associated with Provider: PEDIATRIC CLINIC PC														
Both patients who DID or did NOT meet the selected benchmark(s)														
Just consider immunizations as meeting the benchmark														
Age between 24 Months and 35 Months														
Evaluation date: 01/01/2016														
Benchmark age @ 24 months														
Selected benchmarks: DTaP (4), HepB (3), Hib (3), MMR (1), Polio (3), Varicella (1)														
Total patients: 791; 553 patients (70%) met all benchmark criteria, 238 patients did not														
Report 209006; Results 1 - 250 of 791														
Next 250 >>														
No	First Name	Last Name	Birth Date	Primary Phone Number	Street	City	State	Zipcode	DTaP (4)	HepB (3)	Hib (3)	MMR (1)	Polio (3)	Varicella (1)
1			10/31/2013						Y	Y	Y	Y	Y	N
2			04/16/2013						Y	Y	Y	Y	Y	N
3			09/05/2013						Y	Y	Y	Y	Y	N
4			09/21/2013						N	N	Y	N	N	N
5			08/08/2013						N	Y	Y	Y	Y	Y