

Oregon Parks and Recreation Department Budget 2021-23



What it does

This no-growth budget rebuilds agency service after managing through the 2020 revenue downturn. We will refocus staff and partnerships to prioritize the state park system and community heritage programs while reaching out to Oregonians who may be new to the benefits of both.

The [Oregon Parks and Recreation Department](#) serves people in every county by **managing state parks, heritage** programs, special places like the **ocean shore**, and through tens of millions of dollars in **community grants** for outdoor recreation and history.

This budget:

- Operates the [state park system](#) on \$0 General Fund through a combination of park visitor revenue, a share of the recreation vehicle registration fee—which make up more than half the funding—and a share of constitutionally-dedicated Lottery approved by Oregon voters in 1999 and 2010. At ~\$130M, this is half the agency budget.
- Supports Oregon communities **statewide** through outdoor recreation and heritage services with grants and collaborative expertise. [Local Government Grants](#), [Main Street](#), [All-terrain Vehicle](#), and [Office of Outdoor Recreation](#) (OREC) programs help on the ground and in setting statewide strategy. Community support and OREC total ~\$60M, nearly a quarter of the agency budget. The **duty to provide equitable opportunities** to all Oregonians will be a driving force.

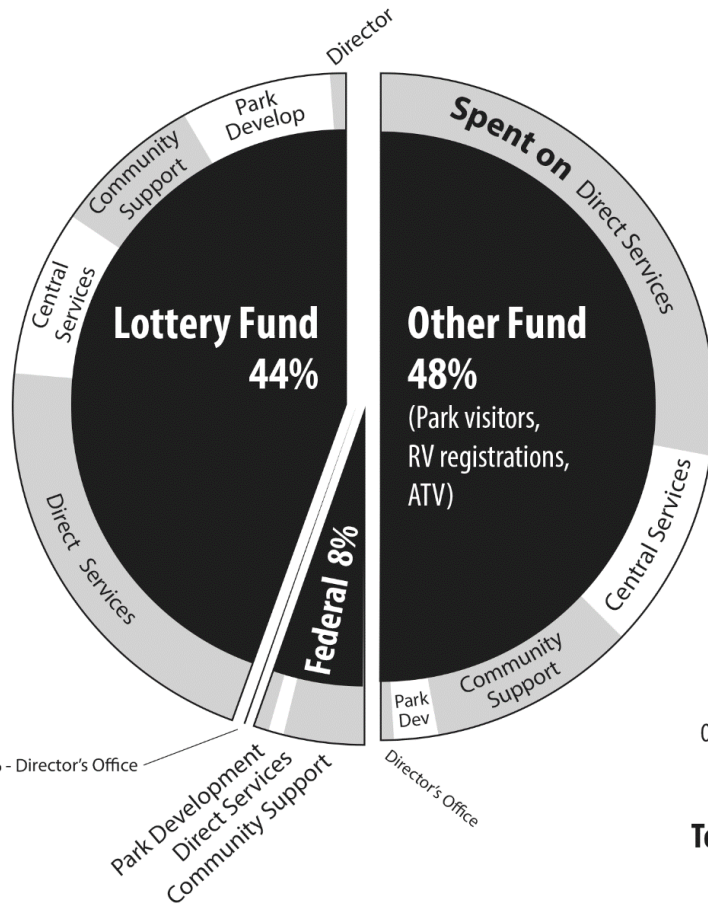
Why it's important

Day-to-day operations at Oregon's 250+ state parks are not funded by taxes. Current funding sources—visitors, RV owners, Lottery profits—support this program in the medium term. Oregon benefits in many ways from an ~50 million annual state park visits:

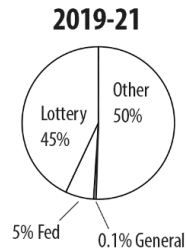
- An estimated \$1.1 billion a year in local economic activity.
- \$1.5 million in lodging taxes.
- Affects 16,000 jobs.
- State parks and heritage benefits reach every county. Better coordination and stronger investment in the future are necessary to spread those benefits more evenly.
- Facts and figures aside, **outdoor recreation and heritage are healthy, fun, family-building, inspiring ways to create the kind of Oregon people want to live in.**
- Budget figures on reverse.

Bills: [SB106](#) (ATV safety), [SB107](#) (ATV classification), [SB108](#) (special tax assessment for historic properties), [SB109](#) (drone use in state parks), [HB2123](#) (historic cemeteries), [HB2124](#) (park ranger safety), [HB2125](#) (study financing and governance).

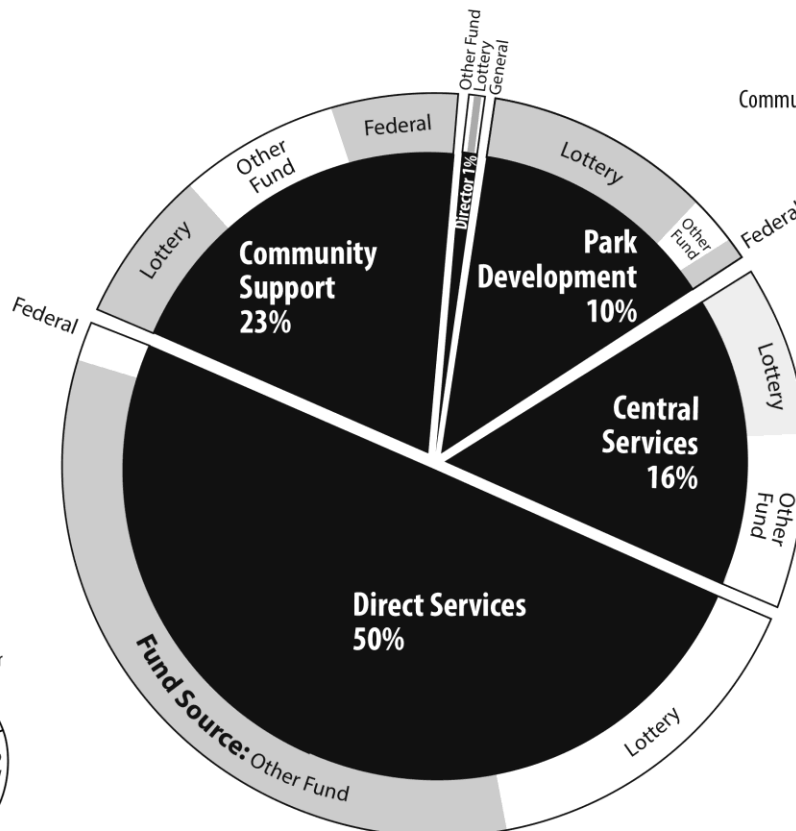
2021-2023 Projected Revenues



Lottery: \$147.2M
 Other Fund: \$159.0M
 Federal: \$27.2M
 General Fund \$0.5M
Total: \$333.9M
 Positions: 864
 FTE: 597.19



2021-2023 Projected Expenditures



Direct Services: \$129.8M
 Community Support and Grants: \$58.9M
 Central Services: \$41.1M
 Park Development: \$25.5M
 Director's Office: \$3.7M
Total: \$259M
 Positions: 864
 FTE: 597.19

