


Take Steps to Prevent Fires

Checklist





Smoking Safety

Yes <input type="checkbox"/> No <input type="checkbox"/>	Do you or someone in your household smoke? If no, skip ahead to cooking safety. If you smoke, smoke outside.
Yes <input type="checkbox"/> No <input type="checkbox"/>	Do you use medical oxygen? Don't smoke while using oxygen. It may explode. If you must smoke, contact your medical care provider before smoking.
Yes <input type="checkbox"/> No <input type="checkbox"/>	Do you smoke in bed or when feeling drowsy? Never smoke when you are drowsy, feeling the affects of alcohol or medication, lying down, or in bed.
Yes <input type="checkbox"/> No <input type="checkbox"/>	Do you use large, deep ashtrays on a sturdy surface? Large, deep, non-tip ashtrays are best. Wet cigarette butts and ashes before disposing them.



Cooking Safety

Yes <input type="checkbox"/> No <input type="checkbox"/>	Do you stay in the kitchen when you cook? Don't leave cooking food unattended. If you must leave, set a timer or turn on a light as a reminder you're cooking. Don't cook if you are drowsy from medication or alcohol.
Yes <input type="checkbox"/> No <input type="checkbox"/>	Do you wear loose sleeves over hot stove burners? Loose sleeves can melt, ignite, or catch on handles of pots and pans. To avoid catching your clothes on fire, wear clothing with rolled-up or short sleeves.
Yes <input type="checkbox"/> No <input type="checkbox"/>	Do you use oven mitts to handle hot pans? Always use oven mitts to handle hot pans. Keep dishtowels, paper towels, pot holders, and other combustible items away from stove burners.
Yes <input type="checkbox"/> No <input type="checkbox"/>	Do your small kitchen appliances have frayed electrical cords? Maintain electrical cords. If frayed have them repaired or replaced.

Yes <input type="checkbox"/> No <input type="checkbox"/>	<p>Do you know how to put out a pan fire? If a pan of food catches fire, carefully slide a lid over it and turn off the burner. If the fire continues to grow, leave your home and call 9-1-1. Never carry a pan that is on fire outside. Leave it where it is.</p>
Yes <input type="checkbox"/> No <input type="checkbox"/>	<p>Do you know what to do if your clothes catch on fire? Stop, drop gently to the ground, cover your face with your hands, and roll over and over or back and forth to smother the flames. If you can't stop, drop, and roll, smother the flames with a towel or blanket. Call 9-1-1 and get medical help immediately.</p>
	<h2 style="text-align: center;">Electrical Safety</h2>
Yes <input type="checkbox"/> No <input type="checkbox"/>	<p>Do you have appliances, electronics, or lamps with frayed electrical cords? If yes, unplug them at once. Have them repaired or replaced.</p>
Yes <input type="checkbox"/> No <input type="checkbox"/>	<p>Do you have electrical cords placed under rugs? Don't place electrical cords under rugs or through doorways. Unplug them at once and move them to a safer location.</p>
Yes <input type="checkbox"/> No <input type="checkbox"/>	<p>Do you have multiple cords plugged into wall outlets, adapters, or extension cords? Plug only one cord into each electrical outlet. Unplug small appliances when not in use.</p>
	<h2 style="text-align: center;">Home Heating Safety</h2> <h3 style="text-align: center;">Space Heater</h3>
Yes <input type="checkbox"/> No <input type="checkbox"/>	<p>Are your space heaters three feet from items that can burn? Keep combustibles such as paper, trash, furniture, bedding, curtains, or clothes at least three feet from heat sources.</p>
Yes <input type="checkbox"/> No <input type="checkbox"/>	<p>Does your space heater have an automatic tip-over switch? If not, purchase a space heater with an automatic tip-over switch.</p>
Yes <input type="checkbox"/> No <input type="checkbox"/>	<p>Do you unplug it before going to bed or leaving your home? You should turn off and unplug heaters when leaving home or going to bed.</p>
Yes <input type="checkbox"/> No <input type="checkbox"/>	<p>Do you use an extension cord with your space heater? Do not use extension cords with space heaters. Relocate heater to a safe area and plug it directly into an outlet.</p>

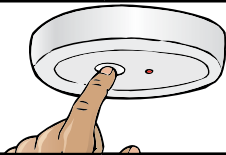
Woodstove/Fireplace

Yes <input type="checkbox"/> No <input type="checkbox"/>	Do you have your woodstove or fireplace flue cleaned and inspected annually? Have it inspected by a licensed chimney sweep.
Yes <input type="checkbox"/> No <input type="checkbox"/>	Do you store combustible items (paper, kindling, and wood) away from the fire? Store combustible items at least three feet from any heat source.
Yes <input type="checkbox"/> No <input type="checkbox"/>	Do you use a fireplace screen? Always use a fireplace screen. It keeps hot embers from escaping and igniting the surrounding area.
Yes <input type="checkbox"/> No <input type="checkbox"/>	Do you dispose of ashes in a metal container, outside and away from combustibles? Don't put ashes in a container that may ignite. Always use a metal container.



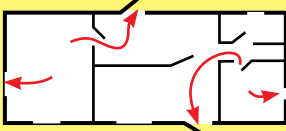
Candle Safety

Yes <input type="checkbox"/> No <input type="checkbox"/>	Do you use candles? Never leave candles unattended. Blow out candles before leaving the room or going to bed. Place candles out of reach of young children and pets. A safe alternative is to use battery-operated, flameless candles.
Yes <input type="checkbox"/> No <input type="checkbox"/>	Are your candles located near anything that can burn? Keep candles three feet from things that can burn (clothing, curtains, furniture, bedding, curtains, and any other flammable items).



Smoke Alarms & Home Fire Sprinklers

Yes <input type="checkbox"/> No <input type="checkbox"/>	Does your home have working smoke alarms? Make sure you have at least one smoke alarm on every level of your home, outside each sleeping area (in hallway), and in each bedroom. If not, contact your local fire agency for help installing alarms.
Yes <input type="checkbox"/> No <input type="checkbox"/>	Do you test your smoke alarms? Test your alarms by pushing the test button at least once a month. Batteries should be changed whenever the alarm chirps telling you the battery power is low. If the smoke alarm has a long-life lithium type (10-year) battery and it chirps, you should replace the entire smoke alarm.

Yes <input type="checkbox"/> No <input type="checkbox"/>	Are your smoke alarms 10 years old or more? Smoke alarms 10 years old or more should be replaced.
Yes <input type="checkbox"/> No <input type="checkbox"/>	Can you hear your smoke alarms? Can you hear them while you are sleeping? If not, smoke alarms are available for people who are deaf or hard of hearing. Contact your local fire agency for more information.
Yes <input type="checkbox"/> No <input type="checkbox"/>	Do you have home fire sprinklers? If possible, chose to live in a home with fire sprinklers. If you're moving, make sure your home has a home fire sprinkler system.
	<h2 style="text-align: center;">Home Fire Escape Plan</h2>
Yes <input type="checkbox"/> No <input type="checkbox"/>	Do you have a home fire escape plan? Know two ways out of every room and two ways out of your home. In the event of a fire, safely exit your home. Do not go back in for family, pets, or personal items. Once outside, call your local emergency number from a neighbor's phone or a cell phone. If you must escape through smoke, stay low – cleaner air is near the floor. Practice your home fire escape plan.
Yes <input type="checkbox"/> No <input type="checkbox"/>	Do your doors and windows open easily? Make sure you can open all doors and windows easily. Security bars should be equipped with quick-release devices. Make sure furniture and other heavy objects are not blocking your exits.
Yes <input type="checkbox"/> No <input type="checkbox"/>	Do you have a telephone in your bedroom? Having a telephone in your bedroom is a good idea in case you are trapped by fire and can't get out quickly.
Yes <input type="checkbox"/> No <input type="checkbox"/>	Do you have limited mobility? Develop your escape plan based on your abilities and practice it to make sure you can do it. Teach everyone in your household (and your neighbors) about assistance you may need. If possible, your bedroom should be located on the first floor of your home so you can escape faster during an emergency.

For life threatening emergencies, call 9-1-1

For information about fire prevention and safety, contact your local fire agency or visit: www.oregon.gov/OSP/SFM/CommEd_SR_Program.shtml.

Oregon State Police • Office of State Fire Marshal
 4760 Portland Road NE • Salem, OR 97305-1760
 503-934-8266 • osfm.ce@state.or.us

