

# Oregon Intermediate Term Pool

June 30, 2018



## Fund Characteristics

Net Assets	\$114,959,338
Number of Securities	124
Duration (years)	3.12
Yield-to-Maturity	2.99%
Effective Credit Rating	AA
Inception Date	8/1/2010

## Fund Objectives

The investment objective of the Oregon Intermediate Term Pool ("OITP") is to maximize total return (i.e., principal and income) within stipulated risk parameters. OITP is not appropriate for funds needed to cover short-term (less than 1 year) needs. The portfolio seeks to meet or outperform the total return of the Bloomberg Barclays 3-5 Year U.S. Aggregate Index.

## Top 10 Issuers

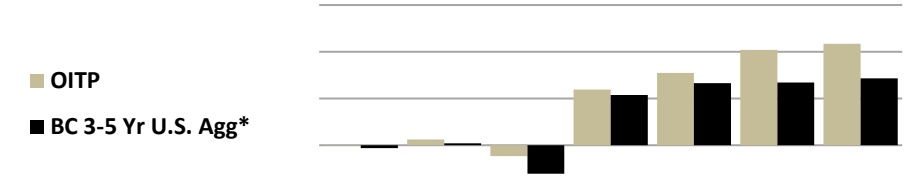
UNITED STATES TREASURY	35.5%
OR SHORT TERM FUND	11.3%
GNMA II	5.3%
FHLMC - GOLD	3.8%
FNMA	3.7%
TENNESSEE VALLEY AUTH	2.2%
EUROPEAN INVEST BANK	2.0%
ARROW ELECTRONICS INC	1.6%
CITIGROUP	1.3%
CVS HEALTH CORP	1.3%
	68.0%

## Fund Strategy

The Oregon Intermediate Term Pool ("OITP") is actively managed to maintain an intermediate duration through a diversified portfolio of investment grade quality fixed income investments as prescribed in the portfolio guidelines. Oregon State Treasury (OST) investment staff will achieve the investment objectives through active management of the portfolio with the objective of meeting or exceeding the Bloomberg Barclays 3-5 Year U.S. Aggregate Index.

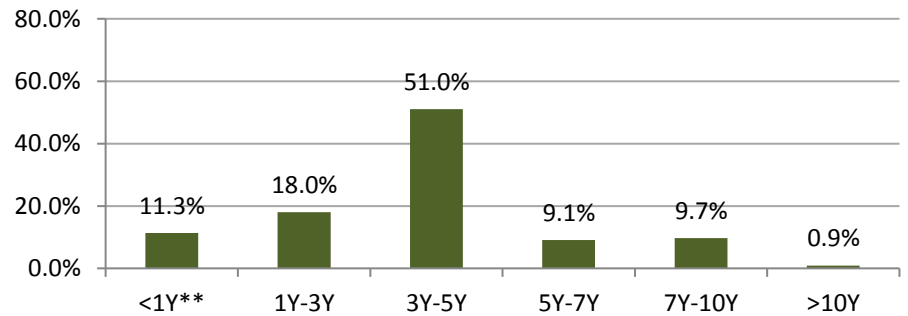
## Fund Performance (As of June 30, 2018)

	Mth	Qtr	1-Yr	Annualized			
				3-Yr	5-Yr	7-Yr	Incep.
OITP	0.00%	0.12%	-0.23%	1.20%	1.55%	2.04%	2.17%
BC 3-5 Yr U.S. Agg*	-0.06%	0.04%	-0.61%	1.07%	1.33%	1.34%	1.43%



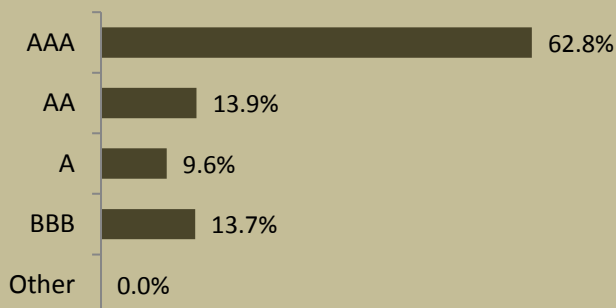
\*From 8/1/2010 to 8/31/2013, benchmark was BAML 1-5 Yrs US Corp/Gov A Rated & Above. From 9/1/2013 to 5/31/2015 the benchmark was BAML 1-5 Year Domestic Master. From 6/1/2015 onward the benchmark is Bloomberg Barclays 3-5 Year U.S. Aggregate Index.  
 -Performance quoted represents past performance and is no guarantee of future results.  
 -Performance is net of investment management fees.

## Maturity Breakdown

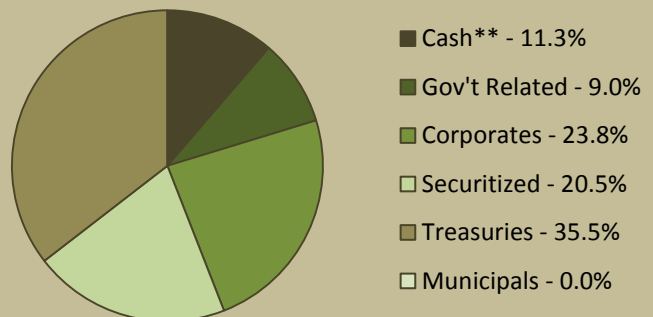


\*\* Includes the Oregon Short Term Fund.

## Credit Quality Distribution



## Sector Allocations



\*\* Includes the Oregon Short Term Fund.

**Disclaimer:** Any information provided herein has been prepared from sources believed to be reliable but is not guaranteed, and is for informational purposes only. The information provided herein should not be regarded as an offer to sell or as a solicitation of an offer to buy the products mentioned. No representation is made that any returns will be achieved. Past performance is not indicative of future results. Opinions expressed herein are subject to change without notice. The securities and funds mentioned in this document may not be eligible or suitable for all types of investors.