

STAFF REPORT

Agenda Item No.:	9
Topic:	*Forestry Program for Oregon Planning Work Session
Date of Presentation:	January 5, 2023
Contact Information:	Ryan Gordon, Planning Branch Director 503-945-7393, ryan.p.gordon@odf.oregon.gov

SUMMARY

The Board and department leadership will continue to work to develop a new strategic plan for the agency, known as the Forestry Program for Oregon (FPFO). The work session, which will be moderated by a facilitator, will continue dialog from the October 2022 Board retreat held in Portland. A Board subcommittee and staff have been working to further develop a framework for the new strategic plan. Primary discussion and presentation topics include the following:

- A presentation from the Oregon Values and Beliefs Center (OVBC) to share results from a recent statewide survey of Oregonians' values and beliefs about Oregon's forests. This presentation and subsequent discussion are intended to provide context for developing core elements of the strategic plan.
- A presentation and discussion of a proposed framework for the strategic plan, as well as draft language around key elements such as mission, vision, purpose and goals. The intent is to leave this session with agreement on the framework and some initial language so that more substantive development can occur prior to the April 2023 Board retreat.

ATTACHMENTS

- (1) January 5 Board of Forestry FPFO Agenda
- (2) FPFO Process Plan and Timeline
- (3) OVBC November 2022 Forest Management Survey Highlights
- (4) OVBC November 2022 Forest Management Survey Annotated Questionnaire

Oregon Board of Forestry
January 5 FPFO Agenda Topic
Proposed Agenda (Oregon Consensus)

- 8:00 (Robin) Tee up the FPFO discussion for today
- Acknowledge the Subcommittee (Ben, Brenda, Joe, Mike, Ryan, with support from OC and ODF staff Hilary, John and Danny). **Subcommittee Purpose:** Collaborative work forum for Board and Agency leadership to advance efforts to jointly develop a modern Forestry Program for Oregon. The subcommittee will serve until completion of the FPFO, targeted for December 2023.
 - Recap the October Board retreat discussions and outcomes: agreed on high level approach to use Climate Smart Forestry lens, all-lands, reimagining the FPFO, and working in partnership with Dept. leadership to co-create a Plan that will be reflective of Oregonians' values as well as operational for the Dept. Collaborated to develop a joint Vision statement that all agreed is a good working vision for guiding the effort, and began a conversation about Values. (Stay tuned for more on that.)
 - Today: Subcommittee has done preliminary work to advance the FPFO including input on draft template; providing guidance on community engagement efforts; getting clear and aligned on partnership between Board and Dept leadership in this work; developing today's Board meeting agenda.
- 8:15 (Adam Davis) Oregon Values and Beliefs Center (OVBC) presentation on Oregon Forest Management Survey
- OVBC : who we are, what we do
 - Methodology and representative sample
 - Key findings
 - Board discussion: Any surprises? Takeaways? How will you consider this in building your FPFO?
- 9:15 Break
- 9:30 (Subcommittee) FPFO Template Overview
- High level approach (Danny)
 - Walk through the organization of the document (Danny)
 - Board and ET feedback on organization

- Ryan note on where the 20-Year Resiliency Plan fits, and other Dept. Operational Plans

10:30 (Ryan and Robin) Wrap Up and Next Steps for FPFO

- Robin share high level work plan table
- Ryan quick report on pending community engagement efforts with Oregon's Kitchen Table
- Share subcommittee schedule, open to public
- Subcommittee reflections from today; next steps?
- Values "homework" for Board and ET - reflect on October discussion and what was learned from today.
- Bringing additional resources to inform this work - Robin will send an inquiry out and subcommittee will consider how to build future agendas for 2023.

2023 Forestry Program for Oregon Work Plan

THIS IS A LIVING DOCUMENT, SUBJECT TO CHANGE

Principles (per April 27, 2022 Staff Report):

- The Board of Forestry will revise/develop a strong vision for forestry in Oregon that is consistent with its statutory authorities and highlights areas the Board and the department should coordinate with other policy making and operational entities.
- Climate-smart forestry will be the guiding lens and the FPFO will contain elements that address climate adaptation, mitigation, and social-climate interactions.
- The process will be open and transparent, including voices that have not previously been included in the process and utilize tools available to be more inclusive (e.g., Climate Equity Blueprint).

Phase	Board/Agency Leadership Activities	Community Engagement Activities	Key Dates, Deliverables
Winter 2022-23 (December 2022-February 2023)	Refine and Confirm Vision Determine Community Engagement Process Affirm FPFO Elements / Doc format using Climate Smart Forestry Lens	OVBC survey and findings	January 4-5 Board meeting (Salem): 2 hour work session to further define and confirm vision, mission, values
Spring 2023 (February -June)	Develop a suite of goals and objectives for: <ul style="list-style-type: none"> • <i>Climate adaptation</i> • <i>Mitigation</i> 	TBD	March 8-9 Board meeting: Discuss/affirm goals and objectives

	<ul style="list-style-type: none"> • <i>Social-climate interactions</i> 		April 26-27 Retreat: Refine goals and objectives as needed
Summer 2023 (June-September)	Integrate Board Governance with FPFO	TBD	June 7-8 Board meeting
Fall 2023 (September - November)	Finalize FPFO Metrics and Actions: Develop indicators and Agency process for tracking progress	TBD	September 6-7 Board meeting (Salem) October 18-19 Board Retreat
Winter 2023 (November-December)		TBD	

**OVBC NOVEMBER 2022
OREGON FOREST MANAGEMENT SURVEY
KEY FINDINGS**

INTRODUCTION

From November 10–19, 2022, the Oregon Values and Beliefs Center conducted a statewide survey of Oregonians' values and beliefs about Oregon's forests. A description of the methodology used for the research is provided below.

The question numbers in this document correspond with the accompanying documents (Q1-62A). Due to rounding, the percentages reported below may not add to 100% or compare exactly to the percentages for the same question in the annotated questionnaire or tabs.

Included below for selected questions are noteworthy subgroup variations for BIPOC/white, age, urban/rural, education, gender, and households with and without children.

OVBC surveys currently use aggregated data to analyze the opinions of BIPOC residents in comparison to the opinions of residents who identify as white and not another race. BIPOC residents are not a monolith; the grouping represents a wide diversity of races and ethnicities. The findings included in this memo should not be construed such that all people of color are believed to share the same opinions. Disaggregated race data will be provided when sample sizes permit reliability.

For survey full question wording, all statistically significant subgroup findings, and respondent quotes, readers are encouraged to refer to the accompanying three documents: (1) annotated questionnaire, (2) crosstabulations document, and (3) verbatim written responses spreadsheet.

Oregon Values and Beliefs Center (OVBC): This research was completed as a community service by the Oregon Values and Beliefs Center. OVBC is an independent and non-partisan organization and an Oregon charitable nonprofit corporation. Representative OVBC projects include opinion research about race-based crimes for the Asian Health and Service Center, as well as research about early childhood education and the cost of childcare for the Children's Institute.

KEY TAKEAWAYS

State Forest Management

- Balancing environmental benefits—especially clean water—with the economic benefits of forestry continues to resonate with Oregonians.
- Oregonians are united in their concern about future access to clean water. Nine in ten express concern that access to clean water is not guaranteed for future generations.
- Less than a majority of Oregonians believe forests are well-managed and this may be a decline since 2019.

- Rural residents, men, and those 30 or older are all more critical of state forest management, compared to their peers. Residents in each of these three demographic groups are also notably less likely to say they don't know enough about the issue to answer.

Forest Practices

- The vast majority of Oregonians—and especially those 30 and older—believe that commercial timber harvest plays a role in actively managing healthy forests.
- While four in ten residents believe that, generally, there is too much logging in Oregon forests, far fewer believe there is too much logging in federal and state forests (about one in four).
- At least six in ten residents accept a variety of forest management techniques, including thinning, prescribed burns, replanting, and retaining some old-growth trees during harvest.

Wildfire

- Most residents are happy to play their part in reducing wildfire risk by supporting regulations on their own activity. At least half of residents support pre-planned power outages, and eight in ten support closing campgrounds and highways.
- A large majority of Oregonians support prescribed burns to help mitigate wildfires and their impacts. However, support for this practice is tepid in intensity.
- Oregonians believe a variety of tactics used to prevent wildfires from burning down homes are effective, and that home hardening and making smart landscaping choices are the most effective.
- There is nearly a consensus that fire-resistant materials should be required to build homes in high-risk areas, and half of Oregonians feel strongly about that. Oregonians lean in favor of prohibiting builds in high-risk areas, but there is minority disagreement from some groups, including rural residents.

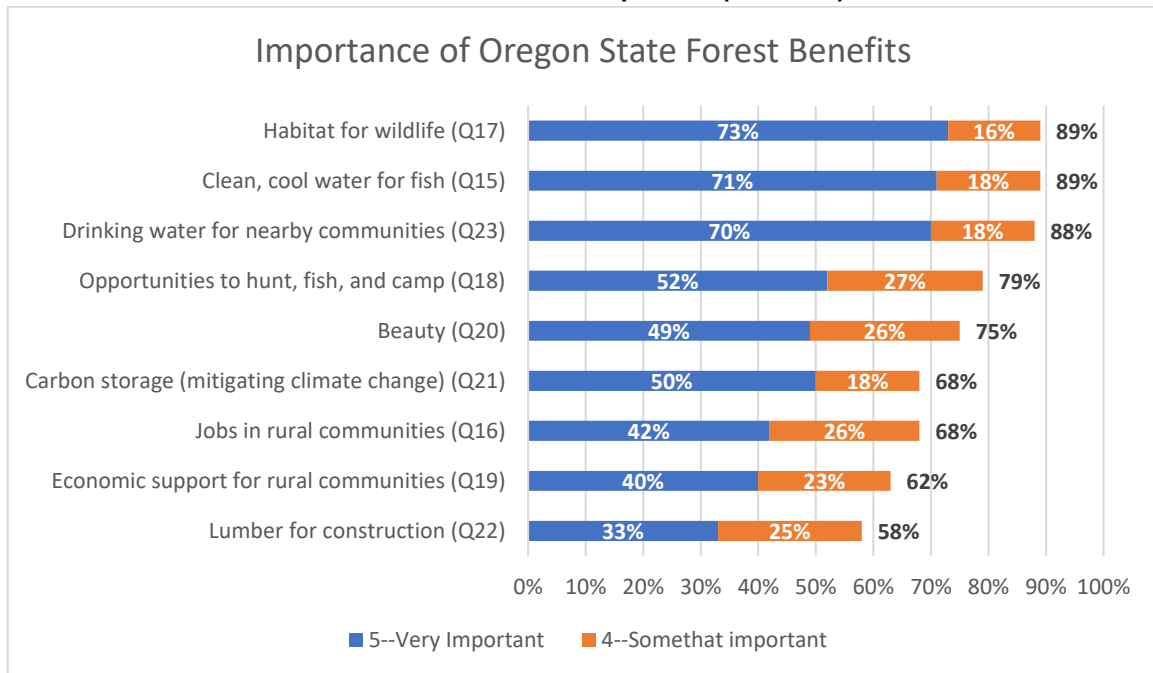
Involvement and Communications

- Many residents would like to learn more about forests in Oregon, especially younger people 18–44 and urban residents.
- About one in three residents would be open to engaging more directly through a committee on forest policy in Oregon. Those most interested include men and Oregonians under 45.

STATE FOREST MANAGEMENT

General Forest Values and Beliefs

- A majority of Oregonians believe all the benefits bestowed by the state's forests are important with environmental benefits considered most important (Q15-23A).



Source: OVBC survey conducted November 10–19, 2022, among Oregon adults (representative sample, N = 1,554).

“Logging is hugely important for maintaining our forests and lessening the pollution-causing forest fires. It also is of vital importance for sustaining our housing and manufacturing markets, as well as creating vital jobs and economies for small-town and rural communities.”

Man, age 30–44, Linn County, White

“Environmental concerns, at this point, have to outweigh economic development. Without the environment, we have no economy.”

Woman, age 45–54, Multnomah County, White

“Logging trees can be balanced with planting more. Trees get old and sick, use them productively.”

Man, age 55–64, Clackamas, Asian

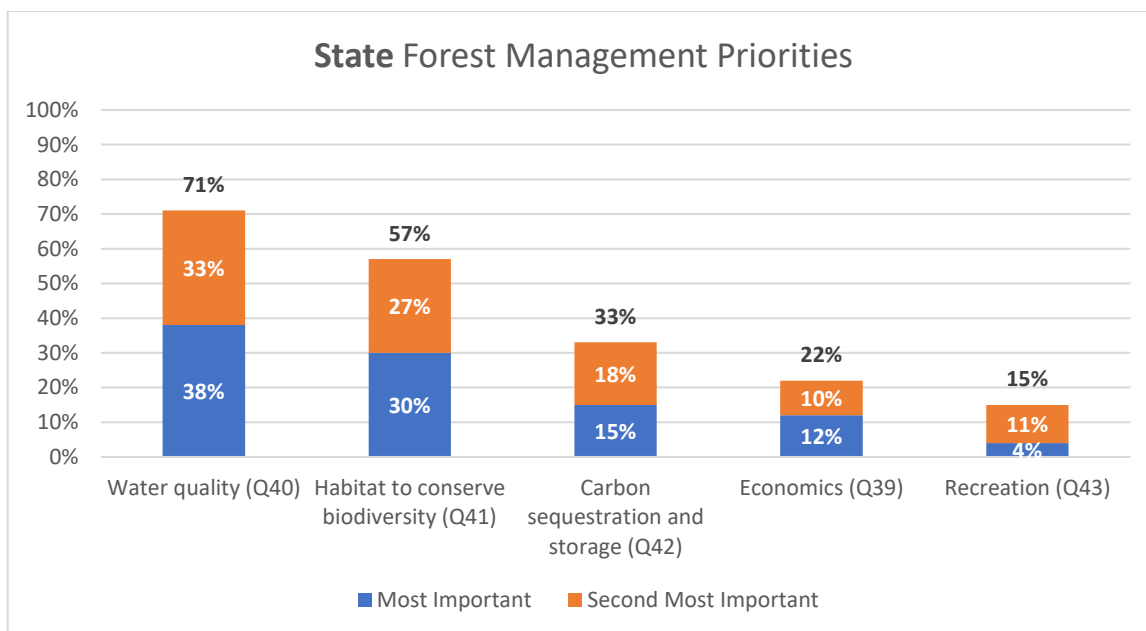
“Jobs from tourism need to supplant jobs from cutting timber, and timber harvests should be halted on all public land.”

Nonbinary or gender nonconforming person, age 65–74, Washington County, Other race or ethnicity

- **Nearly nine in ten Oregonians are concerned about access to clean water in the future (Q51).**
 - Urban residents are much more concerned about future access to clean water than rural residents.
 - Concern about access to drinking water rises steadily across age groups, with people 75 and older expressing the most concern.
 - Women are somewhat more concerned about clean water in the future than men.
- **Seven in ten Oregonians believe climate change is affecting Oregon forests (Q52).**
 - Eight in ten residents with a college degree believe climate change is affecting forests in Oregon, compared to six in ten residents with a high school education.
 - Eight in ten Oregonians living in urban areas, compared to six in ten in rural areas, believe climate change is affecting Oregon forests.

Forestry Management Priorities

- **Oregonians say it is most important that state forest management prioritizes water quality and protects habitat to conserve biodiversity (Q39-44).**



Source: OVBC survey conducted November 10–19, 2022, among Oregon adults (representative sample, N = 1,554).

“While I placed recreation last, it is only because the other needs are urgent.”

Woman, age 65–74, Clackamas County, White

“Clearcutting, using herbicides, and then replanting single species is considered management—as is selectively harvesting and allowing natural mixed species growth. These are two completely different ways to manage our forests, and people need to understand the difference and why the differences matter.”

Woman, age 55–64, Lincoln County, White

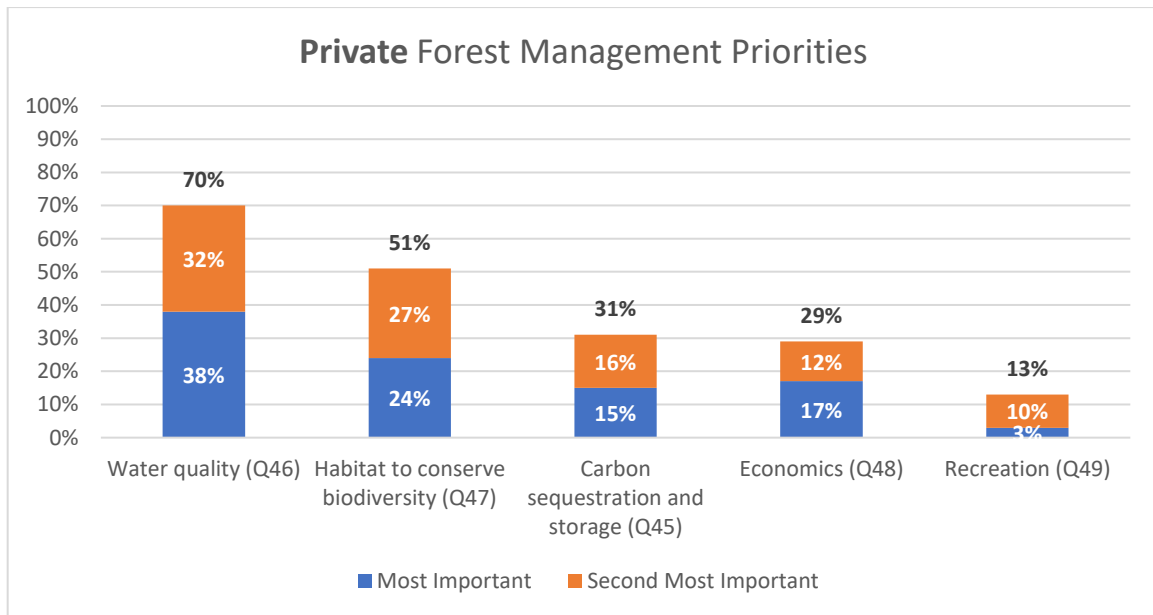
“Replant, replant, replant.”

Nonbinary or gender nonconforming person, age 30–44, Lane County, race not specified

“It is sad people are doing this to trees and it’s wrong.”

Man, age 18-29, Washington County, Black or African American

- Oregonians’ priorities are the same when it comes to the management of privately-owned forests (45-50).



Source: OVBC survey conducted November 10–19, 2022, among Oregon adults (representative sample, N = 1,554).

“These are the priorities I would like to see but if the land is privately owned, I’m not sure that my priorities matter.”

Man, age 55–64, Multnomah County, White

“Clear cutting should be outlawed. A tree farm does not a forest make.”

Man, age 45–54, Multnomah County, Native Hawaiian or Other Pacific Islander

“Difficult to balance the rights of the landowner with what’s good for the community/world.”

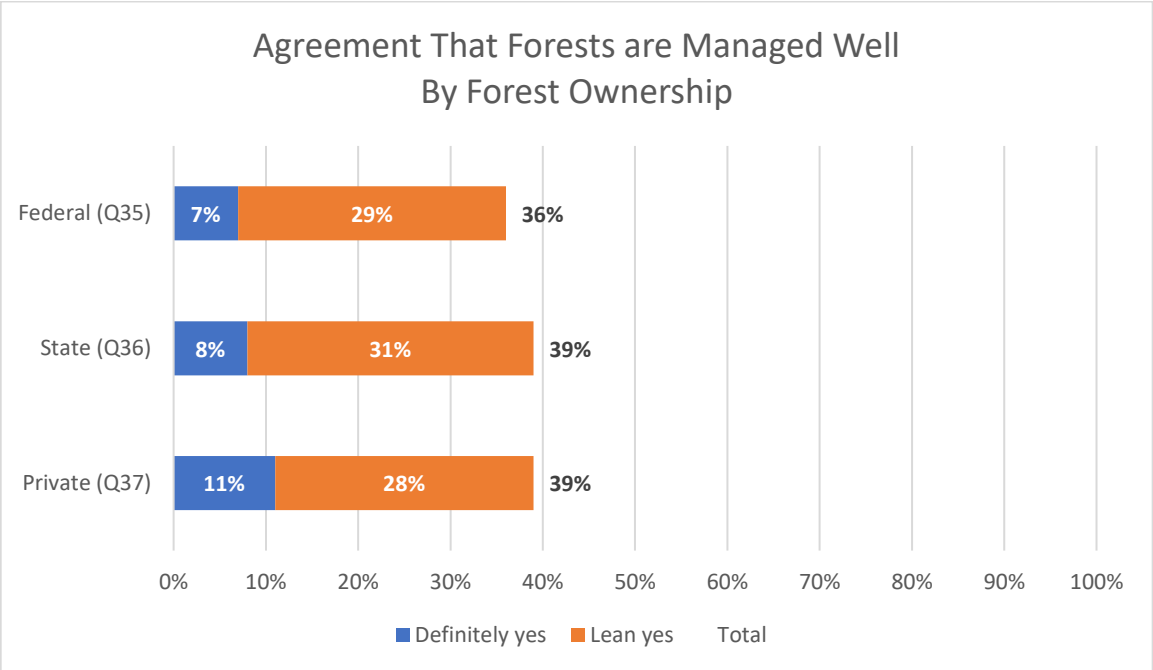
Woman, age 18–29, Deschutes County, White

While it's important and acceptable to insist that private forest land be managed for environmental benefits, that means that urban areas need to accept similar restraints, e.g., no more "natural" gas hookups and carbon taxes on fossil fuels.

Man, 75+, Washington County, White

Job Performance

- **About one-third of residents say that federal, state, and privately-owned forests are managed well (Q35–37).**
 - Notably, more than one in five residents don't know enough about federal, state, and private forest management to have an opinion. The lack of information is relatively high across demographic groups.

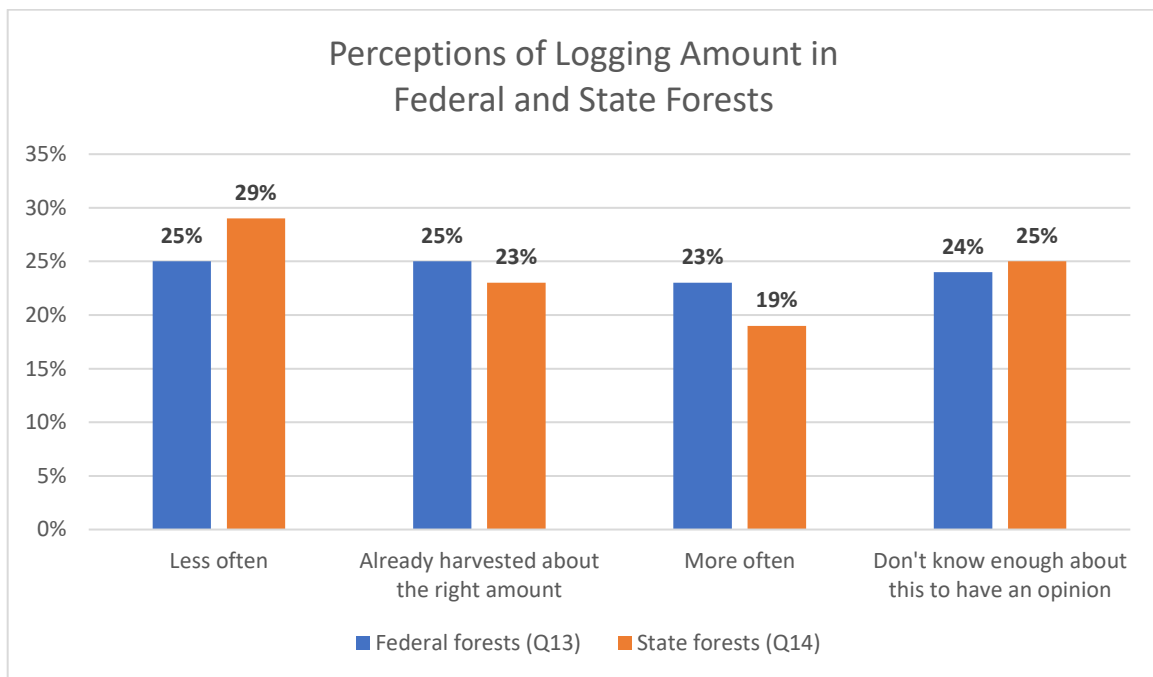


Source: OVBC survey conducted November 10–19, 2022, among Oregon adults (representative sample, N = 1,554).

- **Rural residents and those 65-74 years of age are the most critical of state forest management. Approximately half of the Oregonians in these groups *do not* agree state forests are well-managed (Q36).**
 - Conversely, nearly half of residents under 30 believe state forests are managed well.
 - BIPOC residents—who skew younger—have more optimistic opinions, as do residents with school-aged children at home, who tend to be middle-aged or younger.
 - Rural residents' opinions on whether the state manages forests well are nearly identical to those of people who live in rural-changing-to-suburban areas (with 35% and 37% who say yes).
 - Urban and suburban residents also share nearly identical views (41% and 42% agree state forests are managed well).

Timber Harvest

- **Oregonians are split as to whether federal and state forests should be logged less often, more often, or the same amount (Q13, Q14).**
 - Even splits across categories sometimes indicate a lack of knowledge about a subject. The high proportion of people who say they don't know enough to have an opinion (24% and 25%) suggests lack of knowledge may be an issue even for those with opinions.
 - A plurality of urban residents (about one in three) say that both federal and state forests should be logged less often. Meanwhile, a plurality of rural residents (also about one in three) say they should be logged more often.



Source: OVBC survey conducted November 10–19, 2022, among Oregon adults (representative sample, N = 1,554).

- **The vast majority of Oregonians say we don't have to choose between having healthy forests and a healthy economy (Q53).**
 - At least six in ten residents in every demographic group subscribe to the idea that both the economy and forests can thrive in Oregon.
 - The groups most likely to believe that these outcomes *are* mutually exclusive are people under 30 and urban residents. In these groups, about one in five residents believe that healthy forests must be the primary focus.

Oregon Tribal Fairness Act

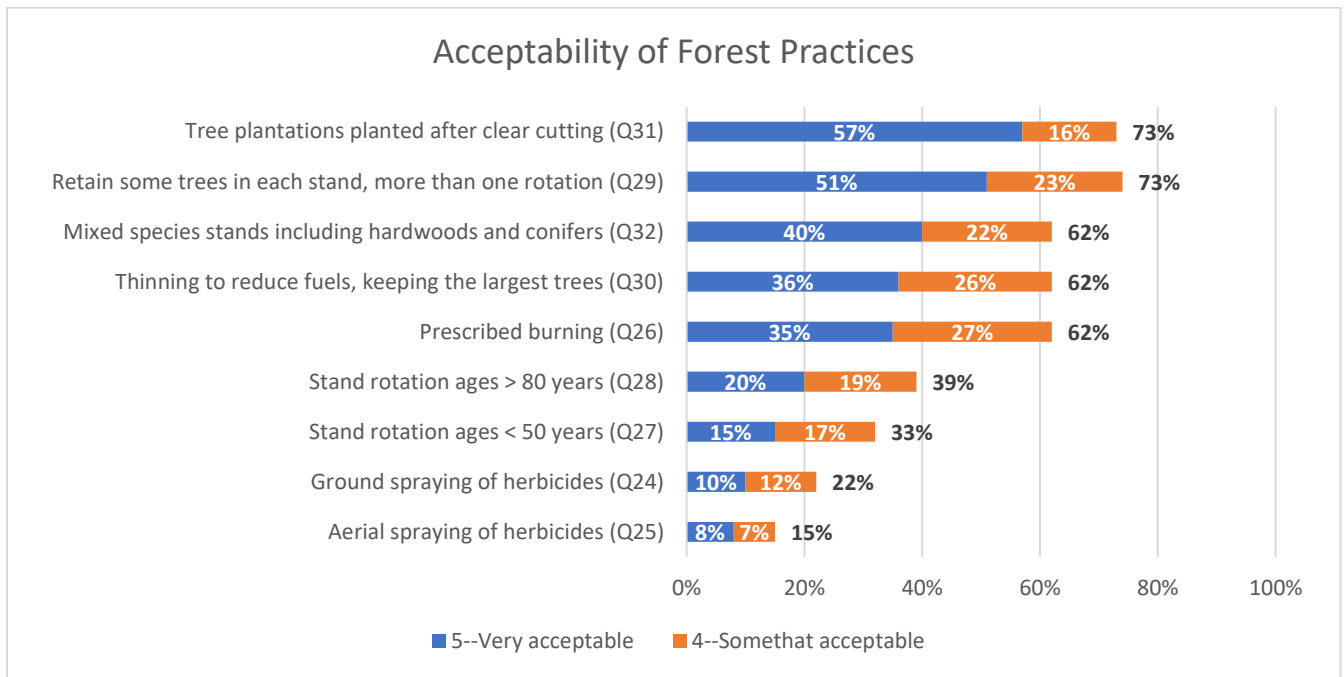
- **Six in ten Oregonians think indigenous tribes should manage more forest land (Q38).**
 - A majority of BIPOC and white residents hold this view, but BIPOC residents are more likely to agree.
 - Residents under the age of 45 are also more likely than their older peers to believe that indigenous tribes should manage more forest land.

- BIPOC residents, urban dwellers, and women are the most likely demographic groups to support this idea.

FOREST PRACTICES

Acceptability

- Oregonians most prefer forestry practices that include lots of replanting and that leave some older trees in the forests even as younger trees are harvested (Q24–32A).



Source: OVBC survey conducted November 10–19, 2022, among Oregon adults (representative sample, N = 1,554).

“Tree plantations planted after clearing cutting’ was difficult to answer because I strongly disagree with clear cutting in the first place but do think that they should be replanted if it has to happen.”

Woman, age 30–44, Tillamook County, Native Hawaiian or Other Pacific Islander

“From my limited reading, I understand a healthy forest needs mixed sorts of trees, and cutting to leave sentinel trees and some remaining forest diversity is best.”

Woman, age 65–74, Clackamas County, White

“Plantation trees all tend to be the same species, from a small handful of sources; there’s little genetic diversity. They also are all the same age. A healthy forest is a varied forest.”

Man, age 45–54, Multnomah County, White

Logging/Harvesting

- **Oregonians are split as to whether forests are logged too often, the right amount, or not enough, but a plurality of four in ten say there is too much logging (Q1-Q1A).**
 - More than half of urban residents, people under 30, and BIPOC residents believe forests in Oregon are logged too frequently.
 - Oregonians in rural or rural-changing-to-suburban communities are among the Oregonians most likely to say forests aren't logged *enough* (about three in ten). Still, these community types are more likely to believe Oregon forests are logged too much.

“As long as trees are replanted. I understand how the trees provide an important renewable resource; I just hope the replanting is being done how they say it is.”

Woman, age 30-44, Yamhill County, Native American, American Indian, or Alaska Native

“Clear cutting should never be done. Selective logging for fire prevention is reasonable. Old growth harvesting NEVER.”

Woman, age 65-74, Hood River County, Hispanic/Latino/a/x

“I believe that logging is a good business if done sustainably. However, the companies in Oregon have not observed this and have destroyed valuable forested areas.”

Man, age 55-64, Multnomah County, Asian

“The worst part is the way they are being logged. Clear cuts are not the way to go; selective harvesting is needed and old growth forests need to be protected.”

Woman, 18-29, Clackamas County, White

“It is a shame that year to year returns for investors rather than long term profit have guided such a large amount of the harvest into shorter rotation, smaller dimension being the norm.”

Man, age 30-44, Clatsop County, White

“Logging is necessary to help prevent wildfires and killing wildlife. It helps preserve wildlife so that we can enjoy it while respecting it for many generations to come.”

Woman, age 30-44, Clackamas County, Native American, American Indian, or Alaska Native

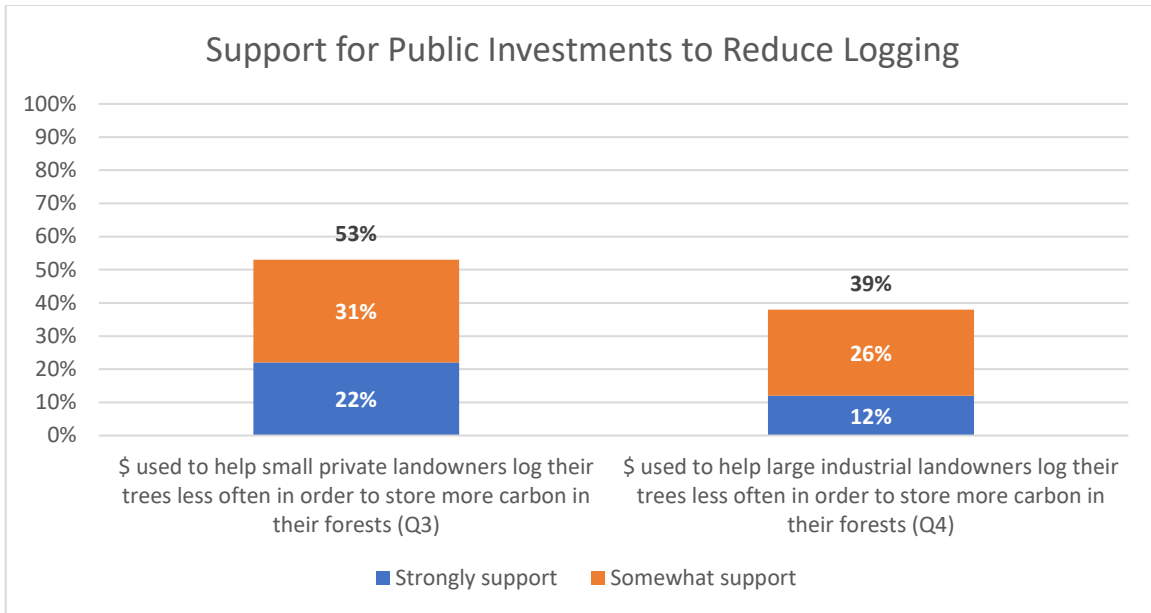
“People have a generally negative perception of logging because of environmentalists highlighting the clear cuts that were widespread years ago. The reality is people need and use wood products, that logging is dangerous and difficult but is also part of good land management.”

Man, age 45-54, Multnomah County, Native Hawaiian or Other Pacific Islander

- **Nearly half of residents believe that snags and logs should remain in forests after wildfires unless they pose a risk to safety (Q8).**
 - Additionally, some Oregonians—about a quarter—say snags and logs should be salvaged even if there isn’t a safety risk.
 - About three in ten Oregonians who live in rural or rural-changing-to-suburban communities are supportive of additional logging by salvaging these snags—but this is still a minority opinion.
 - More than half of women prefer salvage logging only for safety purposes, whereas men are more split on the issue. Men are twice as likely to support salvage logging when there is no safety concern than women. Men are slightly more likely than women to support salvage logging under any circumstance.
- **Three in four Oregonians agree that active forest management—including commercial timber harvest—is important for forest health (Q33).**
 - Seniors 65 and older are especially likely to agree; more than half of these residents say active management is “definitely” important.
 - About one in ten residents disagree with the sentiment; the rest aren’t sure or need more information. No more than about one in six residents in any single demographic group disagrees.
- **About half of Oregonians say 50%–75% of the state’s forests should be wilderness areas set aside for purposes and benefits other than commercial timber production (Q34).**
 - One in five residents don’t know enough to have an opinion, while the remainder is split between believing all or a small portion of forests should be set aside.

Biofuels and Carbon Sequestration

- **Six in ten people support using logging debris left in the forest for products like biodiesel, but a large portion of residents (28%) need additional information about this idea (Q2).**
 - A majority of all demographic groups support this biofuel proposal. Those most likely to support the proposal are men, residents 65 or older, and those with a college degree or advanced education.
 - Among seniors 65 and older, more than one in ten oppose the idea. Because seniors are more supportive of logging generally, this minority may be voicing opposition to investments in biofuel specifically.
 - Seven in ten men support creating biofuels with logging debris, compared to half of the women.
- **A majority of residents support using public dollars to promote carbon storage in forests by helping small, private landowners harvest trees less often (Q3).**
 - There is less support for providing this financial help to large, industrial landowners (Q4).



Source: OVBC survey conducted November 10–19, 2022, among Oregon adults (representative sample, N = 1,554).

- Wood products are popular among Oregonians when compared to building materials like steel and cement. Six in ten residents prefer wood products (Q5).**
 - About six in ten Oregonians in nearly all demographic groups prefer wood as a building material.
 - Millennials ages 30–44 stand out for being less interested in wood products. While a minority of one in five say they do not prefer these products, this represents more opposition than any other demographic group.

Tree Planting Program

- State funding for urban and small-town tree-planting programs is overwhelmingly popular. Eight in ten Oregonians support the idea (Q10).**
 - Members of all demographic groups support this idea.

WILDFIRE

Awareness and Knowledge

- One in three Oregonians aren’t sure if forest fires tend to start on private or public land. Half of those who know or who hazard a guess say the fires tend to start on public land (Q12).**
 - A plurality of all groups think most wildfires start on public land, but one out of every five BIPOC residents and people under 30 think most fires start on private land.
 - Women, suburban residents, and those without school-aged children at home are the most likely groups to say they don’t know enough about this to say (about four in ten for each group).
- Just over half of Oregonians say it is likely true that the total economic cost of wildfire (things like damage to tourism, cost of re-seeding, loss of trees, health problems, etc.) runs about 10 times the cost of the firefighting alone. (Q9).**

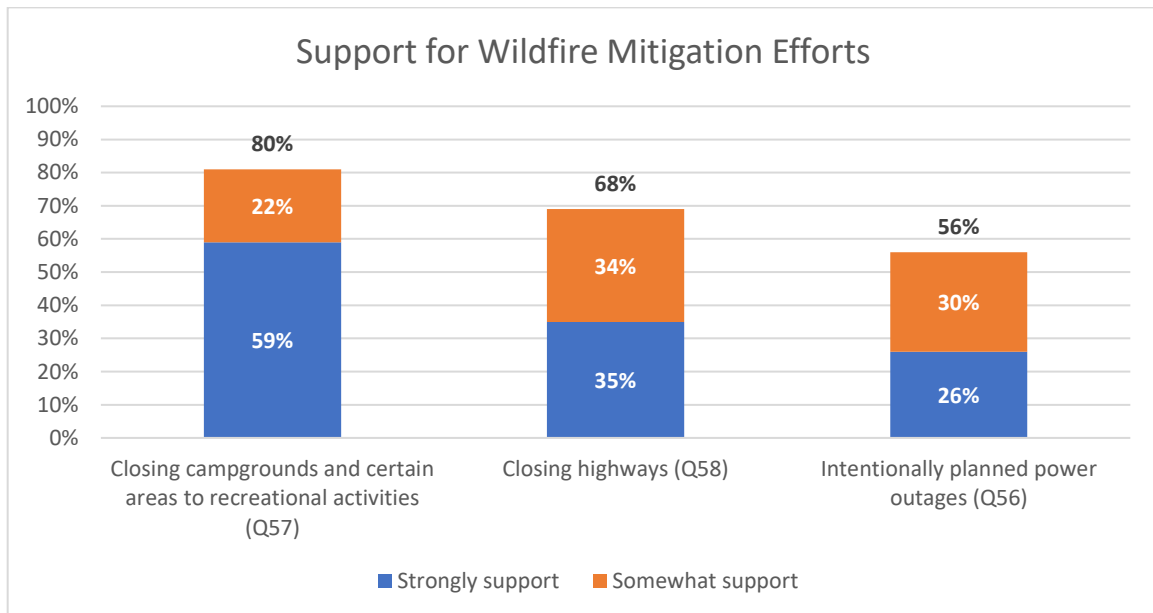
- One in ten residents say this notion is probably false. The rest didn't venture a guess (nearly four in ten).
- College graduates and men are the most likely of any demographic group to say this data point sounds believable.

Prescribed Burns

- **Most Oregonians—nearly three-quarters—support prescribed burns to help manage wildfires, but support is soft (Q11).**
 - Residents are a bit more likely to say they *somewhat* support prescribed burns, rather than *strongly* supporting them.
 - Throughout the survey, between 20% and 30% of residents commonly say they needed more information to answer questions about forest management, but fewer (11%) say they need more information about prescribed burns—an issue that is frequently covered in the media and can be somewhat charged.
 - Support for prescribed burns increases as age groups rise—in part because younger residents are more likely to need additional information.
 - Men are more supportive of prescribed burns than women overall, and they are nearly twice as likely as women to strongly support the practice.
 - Support increases with more formal education. Eight in ten college grads support prescribed burns, 20 percentage points higher than support among those with a high school diploma or less education.
 - Rural and rural-changing-to-suburban communities are especially supportive, more so than urban residents. One in five urban residents oppose the practice.

Fire Risk Management

- Oregonians support a multi-pronged approach when it comes to preventing or reducing the impacts of wildfires, including restricting recreation and travel and planned power outages (Q56–58A).



Source: OVBC survey conducted November 10–19, 2022, among Oregon adults (representative sample, N = 1,554).

“The effects are so devastating and over such a long period, that extreme prevention measures are warranted. I was part of an area that was set to be subject to a planned power outage. I was not happy about it, but I understood the necessity of it.”

Woman, age 30–44, Washington County, Black or African American

“To the extent practicable, consider moving electric lines underground, and install backup solar panels and batteries to support rural communities in case of public safety power shutoffs.”

Nonbinary or gender nonconforming person, age 45–54, Columbia County, race not specified

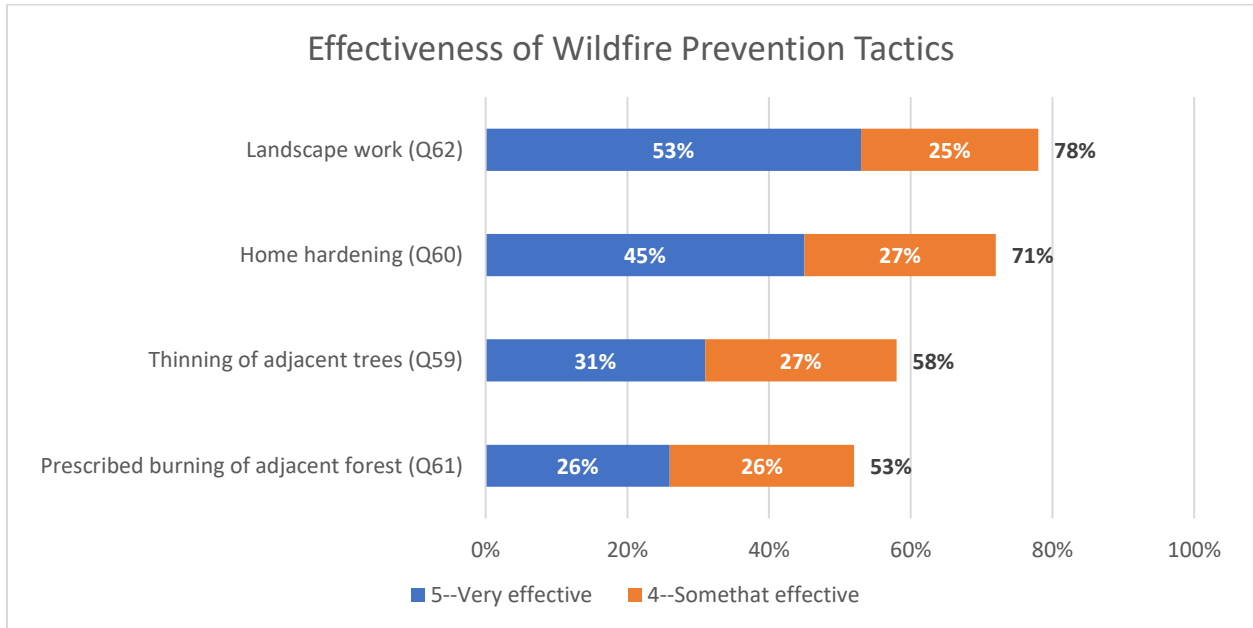
“How about electric companies take care of trees that are close to their lines.”

Woman, 65–74, Multnomah County, Native American, American Indian or Alaska Native

“It is hard to control ‘stupid’ however, more education across the board would probably help. As most fires are human caused (the statistics prove this out), our focus should be to reduce the human factor as much as possible along with other measures listed above.”

Man, age 65–74, Crook County, White

- Oregonians believe a variety of tactics used to prevent wildfires from burning down homes are effective, and they are most convinced of the tactics “closest to home” (Q59–62A).



Source: OVBC survey conducted November 10–19, 2022, among Oregon adults (representative sample, N = 1,554).

“I believe we should respect the right of private property owners to build on their land. However, Black Butte Ranch in Central Oregon is an excellent example of a property that never should’ve been built because taxpayers spend enormous sums of money protecting that resort from fire. That is not right.”

Man, 18–29, Clackamas County, White

“As long as it won’t burden landowners, don’t make it mandatory, just education so cooperation can be reached.”

Man, age 55–64, Clackamas County, Asian

- Oregonians lean toward believing residents shouldn’t be able to build homes in areas of high or extreme fire risk, although there is a significant difference in opinion between urban and rural residents (Q6).
 - Just over half of Oregonians lean toward saying that building homes on wildfire-prone land should simply not be allowed, but the sentiment is not a deeply held belief.
 - Nearly two-thirds of urban residents think home building should be restricted, compared to just less than half of rural residents.
 - Women, college grads, and seniors 75 and older are also more risk averse.

“Don’t let people build homes in fire-prone areas. Private insurance will probably take care of this problem eventually, however; they simply will not insure homes in such area. Good for them.”

Woman, age 75+, Multnomah County, White

“Homeowners pay for their insurance. It should be left to them and their insurance company how best to mitigate their concerns. Many of us purchase our homes in rural forested areas to be amongst the trees and wildlife, then bureaucrats stick their noses in ... making us remove most of our trees and plants, then complain that there aren’t enough trees or other habitat.”

Man, 55–64, Deschutes County, White

- **A more popular approach to mitigating fire risk for homes is to require fire-resistant building materials in areas with high or extreme wildfire risk. Eight in ten Oregonians say this is a good approach, including nearly half to feel strongly about it (Q7).**
 - At least seven in ten residents in every demographic group favor or at least lean in favor of such a policy.

INVOLVEMENT AND COMMUNICATIONS

- **Four in ten residents would appreciate more opportunities to learn about and get involved with Oregon’s forests (Q55).**
 - Half of residents 30–44 would appreciate additional engagement about forests.
 - BIPOC Oregonians are especially interested as well.
 - Men are more interested than women, and urban residents are more interested than residents of other community types. Rural residents are the least interested.
- **A significant subset—three in ten residents—demonstrate interest in serving on committees to help guide state forest policy (Q54).**
 - The same demographic trends ring true for serving on a committee as learning more about forests, but the differences are often smaller.
 - Men remain a good bit more likely than women to express interest in volunteering, and interest wanes as resident age rises.
 - There is more interest in volunteering among those with school-aged children in their home, compared to those without.
 - Urban residents are more interested than suburbanites or those in rural-changing-to-suburban communities.

PAST RESEARCH

In 2019, research showed that the vast majority of Oregonians preferred managing state forests in a way that prioritizes both environmental protections and economic considerations¹. Those sentiments are still true today.

In the intervening years, devastating wildfires across the state may be responsible for a marked shift in resident opinions about forest management. Three years ago, more than half of residents rated the management of federal, state, and private forests as good/very good. Today, about four in ten residents agree that forests are managed well. Political debates about forest management, including media coverage and social media influence, may also have played a role in the declining figures.

Although forestry has historically played a significant role in Oregon’s economy, residents continue to find themselves in need of additional information about the industry to form full opinions about forest

¹ Oregon Forests Values and Beliefs Survey, January 14–25, 2019; DHM Research; N=800 Oregon residents.

management. In 2019, about one-quarter of Oregonians described themselves as not very or not at all familiar with the forestry industry. Today, roughly the same proportion of residents need more information to know if forests are managed right.

Opinions of wood products have shifted over the past three years, and Oregonians are now 10 percentage points more likely to prefer wood products as a building material to other products like steel and concrete (61%, up from 50%). This may reflect growing awareness of carbon-intensive materials as well as growing acceptance of products like cross-laminated timber.

Perceptions of the benefits of forest thinning may have declined somewhat over the same stretch of time, or else people today may simply have less awareness of the practice. In 2019, three-quarters of residents said that forest thinning would reduce the risk of wildfire in forests in eastern and southwest Oregon. Today, just 62% say it is acceptable to thin trees (but not the oldest ones) to reduce wildfire fuels. However, an additional 18% say it is neither acceptable nor unacceptable and 12% say they don't have an opinion. In this data set, an area of the state was not defined.

METHODOLOGY

The online survey consisted of 1,554 Oregon residents ages 18+ and took approximately 15 minutes to complete. Respondents were contacted by using professionally maintained online panels. In gathering responses, a variety of quality control measures were employed, including questionnaire pre-testing, validation, and real-time monitoring of responses. To ensure a representative sample, demographic quotas were set, and data weighted by area of the state, gender, age, and education.

Statement of Limitations: Based on a 95% confidence interval, this survey's margin of error for the full sample $\pm 2.48\%$. Due to rounding or multiple answer questions, response percentages may not add up to 100%.

INTRODUCTION & METHODOLOGY

From November 10-19, 2022, the Oregon Values and Beliefs Center conducted a statewide survey of Oregonians' values and beliefs when it comes to Oregon forests, drinking water, and the recent elections.

Research Methodology: The online survey consisted of 1,554 Oregon residents ages 18+ and took approximately 15 minutes to complete. This is a sufficient sample size to assess Oregonians' opinions generally and to review findings by multiple subgroups.

Respondents were contacted by using professionally maintained online panels. In gathering responses, a variety of quality control measures were employed, including questionnaire pre-testing, validation, and real time monitoring of responses. To ensure a representative sample, demographic quotas were set, and data weighted by area of the state, gender, age, and education.

Statement of Limitations: Any sampling of opinions or attitudes is subject to a margin of error. The margin of error is a standard statistical calculation that represents differences between the sample and total population at a confidence interval, or probability, calculated to be 95%. This means that there is a 95% probability that the sample taken for this study would fall within the stated margin of error if compared with the results achieved from surveying the entire population. This survey's margin of error for the full sample is $\pm 2.49\%$.

Oregon Values and Beliefs Center: The research was completed as a community service by the Oregon Values and Beliefs Center. OVBC is an independent and non-partisan organization and an Oregon charitable nonprofit corporation.

OVBC Special Project and November Survey Oregon's Forests – Values and Beliefs

This OVBC survey focuses on the topic of Oregon forests, including federal, state, and private land, as well as a few questions on natural habitats, water, and an election reflection. This annotated questionnaire includes the forest questions only.

Please be assured your personal identity will be kept anonymous. This survey should take about 10-15 minutes. Random and robotic responders and those using hate speech are subject to disqualification through validity analytics.

OVBC is an Oregon-based nonprofit, nonpartisan team that uses a representative sample of Oregonians to provide valid opinion research. We share our findings with elected officials, policymakers, the public, and other researchers. Again, be assured that your name will not be connected to any of your responses in our reporting. [OVBC panel:] You will be asked if you are willing to be contacted by a journalist about your answers to this survey and participation in OVBC.

Thank you.

LOGGING

- To begin with, what is your gut feeling: Do you believe forests in Oregon are generally logged way too often, somewhat too often, about the right amount, not quite often enough, or definitely not often enough?

Response category	N = 1,554
Way too often	14%
Somewhat too often	29%
About the right amount	35%
Not quite often enough	14%
Definitely not often enough	8%

1a. Please share any general comments you have about logging in Oregon. [Open, optional comment box for Q1] [See separate verbatim file.]

We'll turn now to some forest management practices. Some of the questions may have terms that you are not familiar with—that is totally fine. Part of what we are gauging in this survey is what Oregonians are NOT familiar with, so please choose a “don't know” option if you feel you don't know enough to have an opinion.

CARBON SEQUESTRATION/BIOFUELS

- How much would you support or oppose the following action?

Turning logging debris left in the forest from timber harvest (wood slash) into biofuels, like biodiesel

Response Category	N = 1,554	
Strongly oppose	4%	10%
Somewhat oppose	6%	
Somewhat support	30%	61%
Strongly support	31%	
I don't know enough about this to have an opinion	28%	
I know about this, but am undecided	2%	

As trees grow, they take in carbon dioxide and release oxygen, storing the carbon in their trunks, branches, leaves, and roots. This process keeps carbon from being released into the atmosphere, therefore mitigating climate change.

Considering this information, how much would you oppose or support the two options below? [Q3 and Q4 randomized]

3. Public dollars being used to help small private landowners log their trees less often in order to store more carbon in their forests

Response Category	N = 1,554	
Strongly oppose	12%	28%
Somewhat oppose	15%	
Somewhat support	31%	53%
Strongly support	22%	
I don't know enough about this to have an opinion	16%	
I know about this, but am undecided	3%	

4. Public dollars being used to help large industrial landowners log their trees less often in order to store more carbon in their forests

Response Category	N = 1,554	
Strongly oppose	19%	40%
Somewhat oppose	21%	
Somewhat support	26%	39%
Strongly support	12%	
I don't know enough about this to have an opinion	18%	
I know about this, but am undecided	3%	

5. Carbon is also stored in wood products like lumber. Do you prefer using wood products over more carbon-intensive building materials like steel, plastic, and cement?

Response Category	N = 1,554	
Definitely no	3%	13%
Lean no	10%	
Lean yes	37%	61%
Definitely yes	25%	
I don't know enough about this to have an opinion	19%	
I know about this, but am undecided	6%	

WILDFIRE

6. Should Oregonians be allowed to build homes in areas of high and extreme wildfire risk?

Response Category	N = 1,554	
Definitely no	19%	55%
Lean no	37%	
Lean yes	20%	34%
Definitely yes	13%	
I don't know enough about this to have an opinion	6%	
I know about this, but am undecided	5%	

7. Should people building homes in areas of high and extreme wildfire risk be required to build those homes using fire-resistant materials?

Response Category	N = 1,554	
Definitely no	5%	13%
Lean no	8%	
Lean yes	34%	80%
Definitely yes	46%	
I don't know enough about this to have an opinion	5%	
I know about this, but am undecided	3%	

8. Salvage logging is the practice of logging trees after a major event, like a wildfire. Some believe that leaving dead trees (snags and logs) has significant species habitat benefits. Others think that leaving useable timber to rot is wasteful. Assuming instances when salvage logging is done with the health of the forest and local communities in mind, which of these do you most support? [First three choices randomized]

Response category	N = 1,554
Salvage logging should be implemented no matter what	24%
Salvage logging should be implemented only for public safety (some say it reduces fuel for future fires and removes possibly dangerous trees near roads)	48%
The burned area should be left alone	10%
I don't know enough about this to have an opinion	13%
I know about this, but am undecided	4%

9. Do you think the following statement is likely false or true: The total economic cost of wildfire (things like damage to tourism, cost of re-seeding, loss of trees, health problems, etc.) runs about 10 times the cost of the firefighting alone. [First two choices randomized]

Response category	N = 1,554
Likely false	10%
Likely true	51%
I don't know enough about this to have an opinion	35%
I know about this, but am undecided	3%

10. The State of Oregon is unusual in that it does not provide funding for urban and small-town tree-planting programs. Should Oregon provide some state funding for urban and small-town tree programs?

Response Category	N = 1,554	
Definitely no	4%	12%
Lean no	8%	
Lean yes	40%	77%
Definitely yes	37%	
I don't know enough about this to have an opinion	9%	
I know about this, but am undecided	2%	

11. Most experts believe that prescribed burning in Oregon’s drier forests like those in central, eastern, and southern Oregon, where wildfires have been suppressed for decades, will make the forests healthier and less prone to severe wildfires, therefore making Oregon communities safer. But these prescribed burns create smoke that can be bothersome and sometimes unhealthy. On balance, how much do you oppose or support these managed forest fires?

Response Category	N = 1,554	
Strongly oppose	5%	14%
Somewhat oppose	10%	
Somewhat support	39%	72%
Strongly support	33%	
I don’t know enough about this to have an opinion	11%	
I know about this, but am undecided	3%	

12. Do you think most wildfires in Oregon start in federal and state forests, or on private land? [First two choices randomized]

Response category	N = 1,554
Federal and state	50%
Private	13%
I don’t know enough about this to have an opinion	34%
I know about this, but am undecided	4%

HARVESTING

13. In Oregon, do you think trees in federal forests should be harvested: [First and second choices randomized]

Response category	N = 1,554
Less often	25%
More often	25%
Federal forests are already harvested about the right amount	23%
I don’t know enough about this to have an opinion	24%
I know about this, but am undecided	3%

14. Do you think trees in forests owned by the State of Oregon (example: Tillamook State Forest) should be harvested: [First and second choices randomized]

Response category	N = 1,554
Less often	29%
More often	23%
State forests are already harvested about the right amount	19%
I don’t know enough about this to have an opinion	25%
I know about this, but am undecided	3%

FOREST MANAGEMENT

Oregon's State Forests are owned by all Oregonians, and they serve residents in different ways. Please rate the importance of the following things that Oregon's State Forests provide: [Q15-23 randomized]

Response category, N = 1,554	1 Very unimportant	2	3	4	5 Very important	I don't know enough to have an opinion	I know about this, but am undecided	Mean response
15. Clean, cool water for fish	1%	1%	6%	18%	71%	3%	<1%	4.6
16. Jobs in rural communities	1%	6%	20%	26%	42%	5%	1%	4.1
17. Habitat for wildlife	<1%	1%	6%	16%	73%	3%	1%	4.7
18. Opportunities for recreation, like hiking, hunting, and camping	1%	2%	15%	27%	52%	3%	1%	4.3
19. Economic support for rural communities from timber harvest	2%	7%	20%	23%	40%	7%	1%	4.0
20. Beauty	2%	4%	14%	26%	49%	3%	1%	4.2
21. Carbon storage (mitigating climate change)	6%	4%	12%	18%	50%	9%	1%	4.1
22. Lumber for construction	3%	9%	24%	25%	33%	6%	1%	3.8
23. Drinking water for nearby communities	1%	1%	5%	18%	70%	4%	1%	4.6

23a. Feel free to leave comments on any of these here: [Open, optional comment box for Q15-23] [See separate verbatim file]

Please indicate which forest practices you find most or least acceptable [Q24-32 randomized]

Response category, N = 1,554	1 Not at all acceptable	2	3	4	5 Very acceptable	I don't know enough to have an opinion	I know about this, but am undecided	Mean response
24. Ground spraying of herbicides	23%	19%	20%	12%	10%	14%	2%	2.6
25. Aerial spraying of herbicides	33%	20%	16%	7%	8%	14%	2%	2.2
26. Prescribed burning (a fire set intentionally for purposes of forest health and management)	4%	4%	20%	27%	35%	8%	1%	3.9
27. Stand rotation ages < 50 years (trees are at 50 years of age or less at harvest)	7%	11%	20%	17%	15%	27%	2%	3.3
28. Stand rotation ages > 80 years (trees are cut after they are at least 80 years at harvest)	6%	9%	18%	19%	20%	25%	2%	3.5
29. Retaining some trees in each stand through more than one rotation (allowing some older trees to remain)	1%	2%	11%	23%	51%	12%	1%	4.4
30. Thinning to reduce fuels, keeping the largest trees	2%	5%	18%	26%	36%	12%	1%	4.0
31. Tree plantations planted after clear cutting	4%	4%	9%	16%	57%	9%	1%	4.3
32. Mixed species stands including hardwoods and conifers	1%	1%	13%	22%	40%	21%	2%	4.3

32a. Feel free to leave comments on any of these here: [Open, optional comment box for Q24-32] [See separate verbatim file.]

33. Do you believe active forest management, which includes commercial timber harvest, is important to maintain healthy forests?

Response Category	N = 1,554	
Definitely no	4%	12%
Lean no	8%	
Lean yes	36%	76%
Definitely yes	41%	
I don't know enough about this to have an opinion	11%	
I know about this, but am undecided	1%	

34. How much of Oregon's forests should be set aside in reserves or wilderness, specifically for benefits other than commercial timber production? [None; 25%; 50%; 75%; All; I don't know enough about this to have an opinion; I know about this, but am undecided]

Response category	N = 1,554
None	3%
25%	13%
50%	24%
75%	26%
All	8%
I don't know enough about this to have an opinion	20%
I know about this, but am undecided	5%

Thinking about federal, state, and private forest management, do you agree with the following statements? [Q35-37 randomized]

Response category, N = 1,554	Definitely + Lean no	Definitely + Lean yes	I don't know enough to have an opinion	I know about this, but am undecided
35. Federal forests are managed well	40%	36%	22%	2%
36. State forests are managed well	37%	39%	21%	2%
37. Private forests are managed well	29%	39%	29%	3%

[BROKEN DOWN NO/YES RESPONSES – REPEAT TABLE OF Q35-37:]

Thinking about federal, state, and private forest management, do you agree with the following statements? [Q35-37 randomized]

Response category, N = 1,554	Definitely no	Lean no	Lean yes	Definitely yes	I don't know enough to have an opinion	I know about this, but am undecided
35. Federal forests are managed well	13%	27%	29%	7%	22%	2%
36. State forests are managed well	12%	25%	31%	8%	21%	2%
37. Private forests are managed well	8%	22%	28%	11%	29%	3%

In 2018, the Western Oregon Tribal Fairness Act was signed into law. This law designates approximately 15,000 acres of BLM-administered lands in western Oregon to be managed by the Confederated Tribes of the Coos, Lower Umpqua, and Siuslaw Indians. It also provides that approximately 18,000 acres of BLM-administered lands in western Oregon be managed by the Cow Creek Band of Umpqua Tribe of Indians.

38. Would you like to see more forest land managed by indigenous tribes in Oregon?

Response Category	N = 1,554	
Definitely no	7%	17%
Lean no	10%	
Lean yes	31%	62%
Definitely yes	32%	
I don't know enough about this to have an opinion	19%	
I know about this, but am undecided	2%	

To give you more a sense of forest differentiation in Oregon, here is some helpful information:

- **National Forests cover about 16 million acres (about 25%) of Oregon. These 10 forests are managed by the U.S. Forest Service.**
- **The Bureau of Land Management (BLM) manages 15.7 million acres of land in Oregon – much of it high desert. Within the Northwest Forest Plan area, there are 7.1 million acres of National Forests managed by the U.S. Forest Service and 2.6 million acres of public land managed by the Bureau of Land Management (BLM).**
- **The Oregon Department of Forestry (ODF) manages about 821,000 acres of forest land in the state, on six large State Forests and some other scattered lands.**
- **In Western Oregon, there are 7.3 million acres of private timberland. The vast majority of Oregon's harvested timber comes from these lands.**

Please rank the following general priorities when managing state forest lands from most important to least important. [Q39-43 randomized]

Response category N = 1,554	Ranked First	Ranked Second
39. Economics	12%	10%
40. Water quality	38%	33%
41. Habitat to conserve biodiversity	30%	27%
42. Carbon sequestration and storage	15%	18%
43. Recreation	4%	11%

*Percentages of third, fourth, and fifth-ranked priorities not included here. Please see tabs document.

44. Please share here anything else that you think should be a priority for managing state forest lands: [Open, optional comment box for Q39-43] [See separate verbatim file.]

Please rank the following general priorities when managing privately-owned forest lands from least important to most important. [Q45-49 randomized]

Response category N = 1,554	Ranked First	Ranked Second
45. Economics	17%	12%
46. Water quality	38%	32%
47. Habitat to conserve biodiversity	24%	27%
48. Carbon sequestration and storage	15%	16%
49. Recreation	3%	10%

*Percentages of third, fourth, and fifth-ranked priorities not included here. Please see tabs document.

50. Please share here anything else that you think should be a priority for managing private forest lands: [Open, optional comment box for Q45-49] [See separate verbatim file.]

ENVIRONMENT / CLIMATE CHANGE

51. How concerned are you about access to clean water in the future?

Response category	N = 1,554	
Not concerned	8%	
Somewhat concerned	32%	88%
Very concerned	56%	
Don't know enough about this to have an opinion	3%	
I know about this, but am undecided	1%	

52. Do you believe climate change is affecting Oregon forests? [No; Yes; I don't know enough about this to have an opinion; I know about this, but am undecided] [ROTATE No and Yes]

Response category	N = 1,554
No	15%
Yes	70%
Don't know enough about this to have an opinion	10%
I know about this, but am undecided	5%

53. When it comes to balancing the health of our Oregon economy and Oregon forests, which of the following statements comes closest to how you feel? [First three choices randomized]

Response category	N = 1,554
You can't have both, and it's best to prioritize the <u>health of our forests</u>	12%
You can't have both, and it's best to prioritize the <u>health of our economy</u>	5%
If done with cooperation, we can have <u>both</u> a healthy economy and healthy forests	75%
Don't know enough about this to have an opinion	6%
I know about this, but am undecided	2%

INVOLVEMENT AND COMMUNICATIONS

54. Please indicate your interest in serving on committees or other groups to guide forest policy in the state. [1- No interest, ..., 5- High interest, Don't know]

Response category	N = 1,554
1—No interest	24%
2	14%
3	22%
4	16%
5—High interest	13%
Don't know	10%

55. Would you like to be connected with opportunities to get involved or learn more about Oregon forests? [Yes, No – skip 55a-c]

Response category	N = 1,554
Yes	40%
No	60%

To get connected with opportunities to get involved or learn more about Oregon forests, please share your name, phone number and email. This is completely voluntary.

55a. Name:

55b. Phone number:

55c. Email address:

WILDFIRE

Around Labor Day 2020 we had a major wind event in Oregon that caused multiple fires to quickly become infernos that burned through forests, fields, and communities, with significant loss of life and property. We had a similar wind event in 2022 but escaped major damage and loss of life.

Do you oppose or support the following measures when fire risk is deemed to be at the top end of extreme, due to forest conditions and a predicted wind event? [Q56-58 randomized]

Response category, N = 1,554	Strongly + Somewhat Oppose	Strongly + Somewhat Support	I don't know enough to have an opinion	I know about this, but am undecided
56. Intentionally planned power outages	31%	56%	11%	1%
57. Closing campgrounds and certain areas to recreational activities	14%	80%	5%	1%
58. Closing highways (vehicles, especially those with trailers, are an ignition source for wildfires)	22%	68%	8%	2%

[BROKEN DOWN OPPOSE/SUPPORT RESPONSES – REPEAT TABLE OF Q54-56:]

Do you oppose or support the following measures when fire risk is deemed to be at the top end of extreme, due to forest conditions and a predicted wind event? [Q56-58 randomized]

Response category, N = 1,554	Strongly oppose	Somewhat oppose	Somewhat support	Strongly support	I don't know enough to have an opinion	I know about this, but am undecided
56. Intentionally planned power outages	14%	17%	30%	26%	11%	1%
57. Closing campgrounds and certain areas to recreational activities	6%	8%	22%	59%	5%	1%
58. Closing highways (vehicles, especially those with trailers, are an ignition source for wildfires)	8%	13%	34%	35%	8%	2%

58a. Please share here any other measures you think might be warranted. [Open, optional] [See separate verbatim file.]

Please indicate how effective you believe each of the following methods is for protecting the homes of people who live near forests from burning in a wildfire. [1- Not at all effective, ..., 5- Very effective; I don't know enough about this to have an opinion; I know about this, but am undecided] [Q59-62 randomized]

Response category, N = 1,554	1 Not at all effective	2	3	4	5 Very effective	I don't know enough to have an opinion	I know about this, but am undecided	Mean response
59. Thinning of the adjacent trees	3%	5%	19%	27%	31%	13%	2%	3.9
60. Home hardening (non-building siding, roofing, and other fire prevention measures in the house itself)	1%	3%	14%	27%	45%	10%	1%	4.2
61. Prescribed burning of the adjacent forest	3%	6%	20%	26%	26%	15%	2%	3.8
62. Landscape work (removing brush and keeping plantings and burnable materials away from the house)	1%	3%	12%	25%	53%	6%	1%	4.3

62a. Please share here any other methods you think might be effective. [Open, optional] [See separate verbatim file.]

DEMOGRAPHICS

These questions ensure our sample is representative of the population. This information is used for no other purpose.

What is your age?

Response category	N = 1,554
18-29	18%
30-44	26%
45-54	13%
55-64	18%
65-74	19%
75+	6%

What is the highest level of education you have attained?

Response category	N = 1,554
Less than high school	4%
High school diploma/GED	30%
2-yr degree/some college/trade	36%
4-yr degree/college degree	13%
Graduate degree/professional school	17%

I describe my gender as:

Response category	N = 1,554
Man	49%
Woman	49%
Non-binary, non-conforming	2%
Trans	<1%
Other	<1%
I prefer not to answer	<1%

Knowing there may not be a perfect fit, which of these descriptions used by the US Census would you say best describes your race and/or ethnicity

Response category	N = 1,554
Asian	5%
Black or African American	6%
Hispanic or Latino/a/x	7%
Native American, American Indian, or Alaska Native	6%
Native Hawaiian or other Pacific Islander	1%
White	79%
Another race or ethnicity not listed above	2%
Prefer not to answer	4%

Area (From County)

Response category	N = 1,554
Tri-county	43%
Willamette Valley	27%
Rest of state	31%

Area (From County)

Response category	N = 1,554
Central Oregon	9%
Eastern Oregon	4%
Metro Portland	43%
North Coast	5%
Northern Willamette Valley	12%
South Coast	2%
Southern Oregon	8%
Southern Willamette Valley	17%

What is your party registration?

Response category	N = 1,554
Democrat	40%
Republican	25%
Independent Party of Oregon	13%
Some other party	3%
Non-affiliated	14%
Not registered to vote	6%

Do you rent or own your home?

Response category	N = 1,554
Own	56%
Rent	33%
Other arrangement	10%

Do you have school-age children in your household?

Response category	N = 1,554
Yes	26%
No	74%

What was your total household income in 2021? Remember to include everyone, and your best guess is okay.

Response category	N = 1,554
Less than \$25,000	21%
\$25,000-49,999	23%
\$50,000-74,999	22%
\$75,000-99,999	11%
\$100,000-149,999	14%
\$150,000 or more	7%
Refused	1%

When it comes to most economic issues, do you consider yourself. . .

Response category	N = 1,554
Very liberal	15%
Somewhat liberal	23%
Middle of the road	34%
Somewhat conservative	18%
Very conservative	10%

When it comes to most social issues, do you consider yourself. . .

Response category	N = 1,554
Very liberal	23%
Somewhat liberal	23%
Middle of the road	22%
Somewhat conservative	13%
Very conservative	9%

Do you consider the area you live in to be

Response category	N = 1,554
Urban	28%
Suburban	36%
Rural changing to suburban	13%
Rural	23%

We anticipate news media to be very interested in these results. If you are willing to be contacted by a journalist about your answers to this survey and participation in OVBC, please share your name, phone number and email. This is completely voluntary.

Name:

Phone number:

Email address: